

WIELAND

2016
price book

the 1990s, the number of people with diabetes has increased in all industrialized countries, and this increase is continuing to rise (1).

Diabetes is a chronic disease that is associated with a high risk of cardiovascular morbidity and mortality. The risk of cardiovascular morbidity and mortality is increased in both type 1 and type 2 diabetes (2). The risk of cardiovascular morbidity and mortality is also increased in people with impaired glucose tolerance (3).

The risk of cardiovascular morbidity and mortality is also increased in people with impaired glucose tolerance (3).

The risk of cardiovascular morbidity and mortality is also increased in people with impaired glucose tolerance (3).

The risk of cardiovascular morbidity and mortality is also increased in people with impaired glucose tolerance (3).

The risk of cardiovascular morbidity and mortality is also increased in people with impaired glucose tolerance (3).

The risk of cardiovascular morbidity and mortality is also increased in people with impaired glucose tolerance (3).

The risk of cardiovascular morbidity and mortality is also increased in people with impaired glucose tolerance (3).

The risk of cardiovascular morbidity and mortality is also increased in people with impaired glucose tolerance (3).

The risk of cardiovascular morbidity and mortality is also increased in people with impaired glucose tolerance (3).

The risk of cardiovascular morbidity and mortality is also increased in people with impaired glucose tolerance (3).

The risk of cardiovascular morbidity and mortality is also increased in people with impaired glucose tolerance (3).

The risk of cardiovascular morbidity and mortality is also increased in people with impaired glucose tolerance (3).

The risk of cardiovascular morbidity and mortality is also increased in people with impaired glucose tolerance (3).

contents

quick reference

Quick Reference	6
Finishes Guide	8

terms and conditions

Contact Information	10
Definitions	10
General Terms	10
Authorized Dealers	10
Applicable Law	10
Government Regulations	10
Prices & Payment Terms	10
Prices	10
Performance Bonds	10
Taxes	10
Invoicing	10
Terms of Payment, Security Interest & Lien Rights	10
Title & Risk	10
Ordering and Lead Time	11
Ordering	11
Order Acknowledgement	11
Change Orders	11
Cancellations	11
Lead Time	11
Custom Products and Materials	11
Customer's Own Material	11
Product Design, Compliance & Safety	11
Product Design	11
Compliance	11
California Air Resources Board (CARB) Comp	11
GreenGuard Certification	11
Freight & Delivery	12
Freight	12
Minimum Shipping and Handling Charge	12
Delivery	12
Storage Fees	12
Returns & Claims	12
Returns	12
Damage Claims	12
Other Claims	12

ordering information

Dimensions and Weights	13
Left vs. Right Specifications	13
Fabric Zones	13
Fabric Grades	13
Thermoform Colors	13
Urethane Colors	13
Soft Edge Colors	13
Vinyl Table Edge Colors	13
Wood Finishes	14

Custom Products and Materials	14
Customer's Own Materials	14
Stack Chairs	14
Glide Options	15
Interlock Options	15
Custom Height Charges	15
Laser Cut and Custom Color Fill Charges	15

warranty

Wieland Warranty	16
Wieland Fabric Warranty	16

order checklist

General Information	17
Seating Units	17
Modular Seating	17
Tables	17
COM Fabric	17
Specials	17
Contracts	17

product pricing

Accord™	20
Caster/Brake Options	20
Arm Cap Options	20
Arm Options	20
Accessories	20
Finish Options	21
Warranty	21
Recliners	22
Sleep Recliners	22
Trendelenberg Recliners	22
Allay®	23
Arm Style Options	23
Base Options	23
Leg Styles	23
Back Styles	23
Metal Surface Finish Options	23
Wood & Thermoform Finish Options	23
Specification Worksheet	24
Sleep Sofa	25
Arc	29
Modular Seats and Arms	31
Large Scale Seating	32
Large Scale Wallsaver and Freestanding Table	34
Large Scale Modular Seats and Arms	35
Arris	36
Modular Seats	40
Modular Arms	42
Modular Tables	44
Freestanding Tables	45

Bariatric	46
Bariatric Modular Seats	48
Recliners	49
Sleep Chairs	50
Autumn	51
Braun	52
Modular Seats	54
Modular Arms	55
Modular Tables	56
Freestanding Tables	57
Bridge	58
Auburn	58
Garrett	60
Lafayette	61
Mitchell	62
Rockport	63
Freestanding Tables	65
Cannon	66
Modular Seats and Tables	67
Modular Arms	68
Freestanding Tables	69
Capital	70
Arm Chairs	70, 73
Benches	72
Wallsavers	75
Patient Chairs	76
Modular Seats	77
Modular Arms	78
Modular Tables	82
Lounge	83
Lounge Modular Seats	85
Lounge Modular Arms	86
Lounge Modular Tables	87
Freestanding Tables	88
Hip Chair	89
Gliders	90
Recliners	93
Sleep Chairs	95
Cove	97
Patient Chairs	99
Modular Seats	100
Modular Arms	101
Lounge	102
Freestanding Tables	103
Recliners	104
Patient Recliners	105
Orthopedic Recliners	106
Sleep Recliners	107
Orthopedic/Sleep Recliners	108
Trendelenburg Recliners	109

contents

product pricing, continued

Deli.....	110
Flow.....	111
Modular Tables, Freestanding Tables.....	113
Grille.....	114
Horizon.....	115
Kidz.....	116
Kindred.....	117
Laurelwood.....	118
Mid Back.....	119
Bariatric.....	121
Bariatric Mid Back.....	122
Benches and Accessories.....	123
Loop.....	124
Modular Seats.....	124
Mission.....	126
Parlor.....	128
Side Chairs.....	128
Bar Stools.....	129
Plyfold.....	130
Accessories.....	131
Plylok.....	132
Upholstered Seat.....	132
Wood Seat.....	133
Bar Stools, Counter Stools.....	134
Back Styles.....	135
Accessories.....	136
Rally.....	137
Modular Lounge.....	137
Reflect.....	144
Wide Scale.....	148
Freestanding Tables.....	149
Regal III.....	150
Scroll.....	151
SleepToo®.....	152
Virtual Family Room®.....	152
Sleep Sofa.....	155
Arm Cap Options.....	152
Leg Styles.....	152
Base Options.....	152
Power Options.....	152
Finish Options.....	153
Warranty.....	153
Specification Worksheet.....	154
Classic.....	155
Classic Virtual Family Room®.....	156
Custom.....	157
Custom Virtual Family Room®.....	158
Tetra.....	159
Modular Seats.....	164
Modular Arms.....	167

Modular Tables.....	169
Bariatric.....	170
Bariatric Modular Seats.....	172
Trace.....	174
Metal Waiting.....	175
Wood Waiting.....	176
Metal Patient.....	177
Wood Patient.....	178
Hip Chairs.....	179
Occasional Tables.....	180
Versant.....	181
Arm Chairs.....	181
Wallsavers.....	183
Patient Chairs.....	184
Wallsaver Patient Chairs.....	185
Modular Seats.....	186
Modular Arms.....	187
Modular Tables.....	189
Lounge.....	190
Freestanding Tables.....	191
Glider.....	192
Recliners.....	196
Patient Recliners.....	197
Orthopedic Recliners.....	198
Sleep Recliners.....	199
Orthopedic Sleep Recliners.....	200
Trendelenberg Recliners.....	201
Sleep Chairs.....	202
Wedgewood.....	203
Mid Back.....	204
Bariatric.....	206
Bariatric, Benches and Accessories.....	207

tables

Tables.....	210
1030 Freestanding Tables.....	210
3600 Series Occasional Tables.....	210
4500 Series Tables.....	211
4500 Series Radius Corner Top Tables.....	212
4600 Series Tables.....	213
4700 Series Tables.....	214
50A Freestanding Tables.....	215
Arris Freestanding Tables.....	217
Bridge Freestanding Tables.....	217
Capital Freestanding Tables.....	217
Cove Freestanding Tables.....	217
E Series Freestanding Tables.....	217
Flow Tables.....	218
Reflect Freestanding Tables.....	218
Trace Occasional Tables.....	218
Versant Freestanding Tables.....	218

20C Cylinder Tables.....	219
20R Cube Tables with Radius Corners.....	220
Cube and Cylinder Tables.....	221
Table Top and Base Information.....	223
Table Tops.....	225
Wood Table Bases.....	232
Metal Table Bases.....	233
Table Accessories.....	239

task chairs

Encore-G.....	242
Trey®-G.....	243

chapel furniture

Vantage.....	246
Vantage SE.....	247
Accessories.....	248
Oaklok.....	249
Frontals.....	249
Accessories.....	250
Unity.....	252
Accessories.....	255
Chancel.....	257
Additional Chapel Product Accessories.....	260
Index.....	263

quick reference

quick reference

	lounge	guest	modular	patient	bariatric	orthopedic
ACCORD™				22 Ⓞ		
ALLAY®	25			25	25	
ARC	29		31, 35	30, 32, 34		
ARRIS	36, 37		40, 48	39, 47	46	
AUTUMN		51 Ⓞ				
BRAUN	52		54	52		
BRIDGE	58					
CANNON	66		67			
CAPITAL	70, 73, 83		77, 85	76	73-74	89
COVE	97, 102		100	99, 109	97	
DELI		110				
FLOW	111		113			
GRILLE		114				
HORIZON		115 Ⓞ				
KIDZ	116					
KINDRED		117				
LAURELWOOD	118 Ⓞ			120 Ⓞ	121 Ⓞ	
LOOP	124		124			
MISSION		126 Ⓞ				
PARLOR		128				
PLYFOLD		130 ¶				
PLYLOK	136 ¶	132 ¶			132, 133 ¶	
RALLY	138					
REFLECT	144 Ⓞ					
REGAL III		150 ¶				
SCROLL	151					
SLEEPTOO®	155			155	155	
TETRA	159, 161		164, 172		170	
TRACE	175, 176			177, 178	175, 176	179
VERSANT	181, Ⓞ 190		186	184, 185, 197		
WEDGEWOOD	203			205	206	

quick reference

recline	sleep	glide/rock	dine	occasional tables	benches
22 ♂	22 ♂				
	25 ♂				
				34	30, 33
49 ♂	50 ♂			45	
			51 ♂		
				57	
				65	
				69	
93 ♂	95	90		88	72
105 ♂	107			103	
			110		
				113	
			114		
			115 ♂		
				116	
			117		
		120 ♂			123
			126		
			128 ♂		
			132 📦, 135		
				149	144, 146, 147
			150 📦		
	155 ♂				
					160, 162
				180	
197 ♂	199 ♂	192		191	
		205 ♂			207

finish guide

	wood					non-wood			urethane					metal					powdercoat				
	oak	maple	beech	mdf	cherry	thermoform	solid surface	laminata	black 300	espresso 059	sable	dove	khaki brown 064	black	silver	blonde gold	bronze	gunmetal	black 300	sable	dove	khaki brown 064	silver
Accord™	•	•				•	•	•	•		•	•	•						•	•	•	•	•
Allay®	•	•				•			•	•			•		•*								
Arc	•	•																					
Arris	•	•																					
Autumn			•																				
Braun				•					•														
Bridge	•	•																					
Cannon				•					•														
Capital	•	•							•	•		•											
Chancel	•	•			•																		
Cove	•	•							•	•		•			•								
Deli			•																				
Flow	•	•													•	•							
Grille			•																				
Horizon			•																				
Kindred			•																				
Laurelwood			•						•	•		•											
Loop																							
Mission			•																				
Oaklok	•	•			•																		
Parlor			•												•	•							
Plyfold			•																				
Plylok			•																				
Rally						•									•								
Reflect	•	•													•	•							
Regal III			•																				
sleepToo®	•	•				•	•		•	•		•			•	•	•	•	•				
Scroll	•	•																					
Tetra	•	•																					
Trace			•			•	•	•	•	•		•			•								
Unity®	•	•			•																		
Vantage			•																				
Versant	•	•							•	•		•			•								
Wedgewood			•						•	•		•											
1030 Tables	•	•																					
3600 Tables			•																				
4500/4600 Tables			•					•	•														
4700 Tables						•									•								
50A Tables		•																					
Cube/Cylinder Tables	•	•																					
Dining Tables	•	•						•	•					•									

* Metal finish is natural aluminum and is a warmer tone than silver.

terms and conditions

terms and conditions

CONTACT INFORMATION

Please contact Wieland with questions or for assistance.
Wieland
P.O. Box 1000,
Grabill, IN 46741
888.WIELAND (943.5263) | Fax 260.627.6496
wielandhealthcare.com | sales@wielandhealthcare.com

Wieland is a brand of Sauder Manufacturing Co.

DEFINITIONS

In these Terms and Conditions, unless inconsistent with the context or subject-matter: "Company" means Sauder Manufacturing Co., its subsidiaries, servants, employees and agents; "Purchaser" means the party described as purchaser; "Goods" means the items which are described as goods on the Order Acknowledgement.

GENERAL TERMS

AUTHORIZED DEALERS

Possession of these terms and conditions, product information and/or price list does not imply the right to purchase products illustrated and priced therein. Sales are confined to accounts with credit approval only. A minimum of 30 percent down payment is required on all orders until credit is established.

APPLICABLE LAW

The Contract shall in all respects be construed in accordance with and governed by the substantive laws of the State of Ohio, without reference to its choice of law rules.

GOVERNMENT REGULATIONS

Customer shall comply with all applicable governmental laws, codes, and regulations, including building and fire codes applicable to this purchase and including design, type of material and installed arrangement thereof.

PRICES & PAYMENT TERMS

PRICES

Published prices are list, FOB Destination, per zone destination. Prices do not account for special delivery situations, including the following, which are the responsibility of the Purchaser:

- Dedicated delivery appointments
- Multiple drops on site per shipment
- Multiple shipments per order (that could be accommodated by one delivery)
- Lift gate
- Charges for cartons, packaging, and crating, beyond the normal company shipping methods
- Storage or insurance claims
- Sales and other taxes
- Local delivery, uncrating, and installation (if applicable)

Prices on order acknowledgements are net. Company reserves the right to change prices prior to order acknowledgement without notice. Company reserves the right to increase prices by one-half percent per month, or any part thereof, if Purchaser delays delivery of the furniture in excess of 12 weeks beyond the approximate delivery time specified on the original order.

PERFORMANCE BONDS

If a bond is required the cost shall be 1% of the total Contract. If a bond is not specifically listed on the Contract it is not included. If a bond is purchased, the bond will only cover substantial completion of the project plus one year of the warranty period.

TAXES

All sales are subject to sales tax unless a valid sales tax exemption certificate or, resale certificate for the ship-to state, accompanies the order.

INVOICING

Product will be invoiced at the time of shipment, or as designated by the order acknowledgment. If a partial order is shipped and a backorder is created, Purchaser will be invoiced for the portion that shipped.

TERMS OF PAYMENT, SECURITY INTEREST AND LIEN RIGHTS

Credit will be established based upon Company's determination of credit worthiness. A deposit or prepayment may be required on certain accounts after credit review. Credit terms are 30 days net from date of invoice and/or as designated by the order acknowledgement. Company may cancel or change credit terms at its discretion and may request advance payment at any time. No order will be released for production without a credit approval from the Credit Department. Company may at its option, and without notice, raise or allow charges in excess of any credit limit granted. The purchaser understands and agrees they (the purchaser) are responsible for all charges on the account. All payments due to Company shall be paid without any set-off or claim.

Purchaser agrees to pay a service charge of 1.5 percent per month or as allowed by law on all past due accounts. A past due account is an account that remains unpaid for more than thirty (30) days. Until such time that an account and/or an order is paid in full to the Company, Company shall retain a security interest in and lien on all materials, merchandise, furnishings, and/or goods manufactured, provided, delivered or otherwise on said account and/or order. Company reserves and may exercise any and all rights and remedies with respect to said materials, merchandise, furnishings, and/or goods against the Customer and/or any individual or entity in possession of or claiming an interest in said materials, merchandise, furnishings and/or goods, including but not limited to demanding assembly of the goods at the direction of Company, re-taking possession and selling and applying proceeds of any sale toward the account, and/or filing suit. All charges are payable according to these terms and conditions unless otherwise prearranged and agreed to in writing by Company.

Purchaser agrees that any lawsuit to enforce the rights and/or obligations of the parties in this relationship must be brought in the State of Ohio, County of Fulton and no other forum. In addition, should the parties be required to instigate litigation, purchaser shall be responsible for collection of agency fees, court costs, reasonable attorney fees incurred by Company and pre-judgment interest as set forth above.

TITLE & RISK

Title to all Goods shall pass from Company to the Purchaser upon Company's receipt of payment in full under this Contract or any change thereof.

Risk of loss or damage to the Goods becomes the responsibility of the Purchaser upon delivery. Unless otherwise specified in writing, Company will determine the method of shipment and carrier. If products are shipped via the Purchaser's choice of carrier, Company is not responsible for damage in shipment.

The Purchaser will insure the Goods against all insurable risks in the name of the Purchaser and also in the name of Sauder Manufacturing Co. as the unpaid vendor for their full insurable value.

ORDERING & LEAD TIME

ORDERING

A signed purchase order or contract received via mail, fax or email is required before an order is processed. In addition, credit applications, credit references and/or advance payments may be required for newly established accounts. Orders are not scheduled in production nor materials purchased until all details are received.

ORDER ACKNOWLEDGEMENT

Orders are not binding until the order acknowledgement is delivered. Any error or discrepancy on the acknowledgement must be reported to Company in writing within three (3) working days from the receipt of the acknowledgement. All modifications to the acknowledgement must be reconfirmed and signed by the Company. Cashing a down payment check does not constitute acceptance.

The Company's Terms and Conditions will serve as the final expression of the agreement between Purchaser and Company, and supersedes all prior oral and written statements regarding the order.

Any proposal for additional or different terms, or any attempt by Purchaser to vary in any degree any of the terms in buyer's acceptance is hereby objected to and rejected.

CHANGE ORDERS

The order as shown on the Order Acknowledgement can be modified only by a written communication or reconfirmation signed by Company.

Company may, at its discretion, accept reasonable change orders with the following conditions:

- The request for change must be submitted in writing and received before order specific parts have been purchased and/or the manufacturing process has begun.
- Changes may be subject to additional charges for material, labor, restocking and administrative costs.
- Changes may result in an extended delivery date.

CANCELLATIONS

Any deposit made with respect to the order is non-refundable. The Company reserves the right to cancel any order, with notice to purchaser, due to breach of obligation or contract. Additionally, if an order is cancelled after order specific materials have been purchased and/or production has started, the customer will be responsible for the cost associated with those materials or production. Any Customer's Own Material (COM) supplied will be returned "as-is", this applies to any fabric that has been cut, wood parts with a finish applied, and all laminates. A cancellation or restocking charge of 1/3 of the net sale is applicable on orders cancelled.

LEAD TIME

Lead times will vary based on specifications chosen and available manufacturing capability. Consult your authorized sales representative or the home office when placing your order to determine estimated ship date.

CUSTOM PRODUCTS AND MATERIALS

All nonstandard designs and materials are subject to a surcharge; contact Company for approval and pricing. The use of nonstandard designs and/or materials may cause extended delivery times and reduced warranty coverage.

CUSTOMER'S OWN MATERIAL

Company reserves the right of preliminary approval for all COM, prior to order acceptance. Even after such preliminary approval, Company reserves the right to reject COM if, upon physical inspection of the material, it proves unacceptable for use on Company products. When COM is accepted, Company assumes no responsibility for appearance, durability, color fastness, or any other quality after it is upholstered on a Company product.

Orders with COM are not scheduled into production until all materials are received and inspected. At Company's discretion, additional yardage, labor charges, or handling surcharges may be required as a condition of COM acceptance. COM delivered to Company without proper identification can be refused, and Company shall have no responsibility for loss or any other claims.

PRODUCT DESIGN, COMPLIANCE & SAFETY

PRODUCT DESIGN

Company reserves the right to make changes in design and construction or discontinue products without prior notice.

COMPLIANCE

Products offered by Company do comply with the requirements of local, state and national fire codes. The products offered as a base are manufactured with any resilient filling materials and textiles in compliance with California Technical Bulletin TB117-2013.

However, any verification of compliance of COM materials with TB117-2013 is the responsibility of the person specifying the COM material.

Many of the products offered, if ordered or specified to comply with CA TB133, can be produced to comply with this standard. See Price Book for CA TB133 product availability and any additional item up-charge. Additional fabric may be required to comply with CA TB133, please contact Company for yardage requirements.

CALIFORNIA AIR RESOURCES BOARD (CARB) COMP.

Products offered do comply with the Air Toxic Control Measure (ATCM) 93120 Phase 2, from the state of California.

GREENGUARD® CERTIFICATION

Company has achieved GREENGUARD® Certification. 94% of our products are greenguard certified. GREENGUARD certified products are certified to GREENGUARD standards for low chemical emissions into indoor air during product usage. For more information, visit ul.com/gg or contact Company for a complete list of all our GREENGUARD certified products.

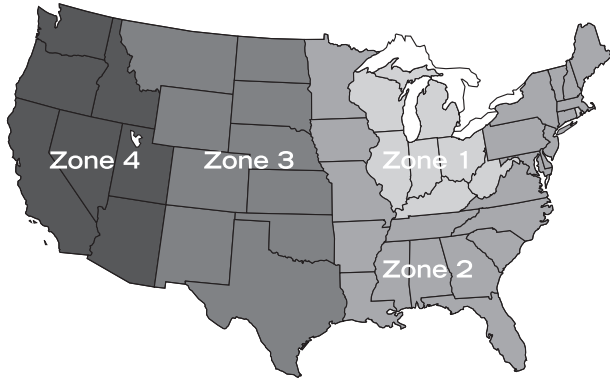


terms and conditions

FREIGHT & DELIVERY

FREIGHT

Unless otherwise arranged in writing, all Company shipments are made on a site-to-site basis (back of trailer). Unless otherwise specified in writing, we will determine the method of shipment and carrier. All weights and dimensions provided in product literature are approximate. See map below for zone identification within the continental United States. Contact your authorized sales representative for pricing in Alaska, Hawaii and outside the United States.



MINIMUM SHIPPING AND HANDLING CHARGE

Orders that weigh less than 200 lb. will require an additional shipping and handling charge. See the chart below to determine the net charge based on total order weight. Prices are net.

	0-10 lbs	11-20 lbs	21-50 lbs	51-100 lbs	101-199 lbs
ZONE 1	\$20	\$40	\$60	\$80	\$100
ZONE 2	\$25	\$50	\$75	\$100	\$125
ZONE 3	\$30	\$60	\$90	\$120	\$150
ZONE 4	\$35	\$70	\$105	\$140	\$175

DELIVERY

Company shall not be liable for delays in delivery of furniture caused by fire, strikes, weather or from causes beyond its control.

The Goods may arrive in cardboard boxes. Unless otherwise specified, it is the Purchaser's responsibility to arrange for the disposal of the boxes.

STORAGE FEES

If Goods are ready for shipment according to the terms of the order acknowledgement or subsequent change order, and the Customer cannot receive as stated, the Goods may, at our discretion, be shipped to storage facilities, or put in storage at the Purchaser's expense. The Company reserves the right to deny storage of the Goods due to lack of available space. Storage fees are 2% of purchase price per month. These charges can, at Company's option, be added to the order total amount due or invoiced separately and issued monthly. If invoiced separately, it is required to be paid before shipment. All risk of damage, destruction, theft or loss while in storage shall be the responsibility of Purchaser.

RETURNS & CLAIMS

RETURNS

No merchandise may be returned to the Company without prior written consent from Company, and any returns must be in accordance with Company's shipping instructions. If approved, returns for reasons other than valid warranty claims will be subject to shipping and handling charges, and must be made, FOB the Company. In addition, restoration and restocking charges may be charged to Purchaser.

DAMAGE CLAIMS

Freight terms are F.O.B. Destination. Risk of loss, damage or destruction from and after delivery is the responsibility of Purchaser it being agreed and understood that loss, damage or destruction of goods from and after delivery does not relieve the Purchaser of its payment obligations to Company.

Purchaser is advised to inspect the shipment and note any damage on the bill of lading. Notification of damage discovered after delivery must be given to Company within 10 days immediately following delivery.

When products are shipped via the Purchaser's choice of carrier, Company is not responsible for damage in shipment. Purchaser should carefully inspect all items at time of delivery and note any obvious damage on the delivery receipt. For the Purchaser's protection, such obvious or subsequently discovered concealed damage must be reported in writing to the carrier in accordance with applicable regulations and time limits. Company does not assume any responsibility for damage that occurs during storage.

OTHER CLAIMS

All claims against Company other than valid warranty claims, including claims for shortages and errors, must be made in writing within 10 days after delivery. The facts on which the claim is based must be directed in writing to the warranty service coordinator. Failure to make any such claim against terms and conditions to the Company within such 10-day period shall constitute acceptance of the merchandise and waiver of any such shortages, errors, or other claims of any type or nature. The cost of field repairs or adjustments, performed by any non-company personnel, will not be reimbursed unless previously authorized in writing by Company.

DIMENSIONS AND WEIGHTS

The dimensions and weights used throughout all of Wieland’s materials are approximate. This Price Book contains the most accurate information. If you are working on a specification which calls for close tolerances, please call the home office for the precise measurements.

LEFT VS. RIGHT SPECIFICATIONS

Specify left- or right-side when facing the front of the chair, unless otherwise specified.

FABRIC ZONES

Fabric zoning (using different fabrics for seat, back, etc.) is available without an additional charge. When multiple fabric grades are selected, unit price is based on the highest fabric grade selected. Zoning worksheets must be submitted for lounge products.

FABRIC GRADES

Fabric pricing for patterns listed that are greater than J are available from your representative by quote.

THERMOFORM COLORS

sugarloaf maple	58873	finesse	58898
honey alder	16150	blossom cherry	58893
solara oak	58665	clove	58732
cherry blossom	44060	palos mahogany	12382
verismo	59994	monterey	62033
pepperdust	72784	dark grey	52002
chocolate	72010	beige	72005
calcutta black	52000	brushed aluminum	59988

WIELAND FINISH	THERMOFORM MAPLE WOOD	THERMOFORM OAK WOOD
Natural (73)	Sugarloaf Maple 508873	NO MATCH
Amber (74)	Honey Alder 16150	Honey Alder 16150
Honey (75)	Solara Oak 508665	Solara Oak 508665
Nutmeg (76)	Cherry Blossom 44060	Cherry Blossom 44060
Henna (77)	Finesse 58898	Finesse 58898
Urban Cherry (78)	Blossom Cherry 508893	Blossom Cherry 508893
Mahogany (79)	Clove 58732	Clove 58732
Sepia (80)	Palos Mahogany 512382	Palos Magoogany 512382
Walnut (81)	NO MATCH	NO MATCH
Molasses (82)	Verismo 509994	Verismo 509994
Black (83)	Calcutta Black 52000	Calcutta Black 52000

URETHANE COLORS

dove**	430	sable**	440
mortar	388	woodstone	361
brownstone	006	steel grey	312
slate grey	385	graphite	008
sand	387	*khaki brown	064
*espresso	059	*black	300

(* Available on arm caps) (**Available on Accord only)

SOFT EDGE COLORS

saffron	SE03	maplenut	SE41
toast	SE44	pebble	SE45
beige	SE42	concrete	SE43
fog	SE33	red	SE06
burgundy	SE09	wine	SE07
purple	SE11	bordeaux	SE38
cordovan	SE08	cool grey	SE34
pewter	SE32	light purple	SE13
navy	SE15	spectrum blue	SE16
blue grey	SE17	deep green	SE20
teal grey	SE26	moss grey	SE31
grey	SE30	brown	SE35
black	SE05		

(Available on dining tables only)

VINYL TABLE EDGE COLORS

black	white	brown
grey	almond	

(Available on recliner flip tables and dining tables only)

ordering information

WOOD FINISHES

Due to natural variations beyond Wieland's control, all items including but not limited to fabric, leather, wood, steel, glass or marble are sold subject to variations or irregularities of color, grain and texture. Because of these variations, Wieland's samples may not exactly match that of the finished product.

Prices quoted in this Price Book are based on Wieland's standard wood finishes listed below:

73 natural	77 henna	81 walnut
74 amber	78 urban cherry	82 molasses
75 honey	79 mahogany	83 black
76 nutmeg	80 sepia	

WIELAND FINISH	BEECH WOOD SPECIES	MAPLE WOOD SPECIES	OAK WOOD SPECIES	MDF
Natural (73)	F: Amber Maple 7012-58	W: Manitoba Maple 7911-60	F: Northern Oak 7152-58	N: Champagne Sagawood WM8349T
Amber (74)	P: Millwork Cherry WC431-N	F: Ginger Root Maple 7288-58	P: Taj Teak WT741-N	F: Vosges Pear 1150-58
Honey (75)	P: Millwork Cherry WC431-N	P: Honey Maple WM951-N	P: Wisconsin Oak W0581-N	P: Honey Maple WM951-N
Nutmeg (76)	P: Kingsley WW011-N	N: Topaz Khayawood W8369T	P: Spice Walnut WW561-N	P: Kingsley WW011-N
Henna (77)	P: Gunstock Savoy Walnut WW971-N	P: Gunstock Savoy Walnut WW971-N	P: Gunstock Savoy Walnut WW971-N	P: Gunstock Savoy Walnut WW971-N
Urban Cherry (78)	P: Victorian Cherry WC331-N	P: Yorkshire Cherry WC411-N	F: Select Cherry 7759-58	F: Auburn Maple 9256-58
Mahogany (79)	N: Crest Mahogany W8343PV	P: Formal Mahogany WY031-N	P: Jewel Mahogany WY351-N	F: Acajou Mahogany 7008-58
Sepia (80)	P: Appears Likatre WP115-N	P: Appears Likatre WP115-N	P: Appears Likatre WP115-N	P: Appears Likatre WP115-N
Walnut (81)	P: Gunstock Savoy Walnut WW971-N	P: Gunstock Savoy Walnut WW971-N	P: Thunderstorm HP359-N	P: Gunstock Savoy Walnut WW971-N
Molasses (82)	N: Valencia Teak WT0003PV	N: Valencia Teak WT0003PV	N: Valencia Teak WT0003PV	N: Valencia Teak WT0003PV
Black (83)	P: Black SE101-N	P: Black SE101-N	P: Black SE101-	F: Black 909-58 (not woodgrain)

F: Formica P: Pionite N: Nevamar W: Wilsonart

Wood finish names describe the color only, not the wood species. Stains are applied to the specific product's standard wood type such as maple, beech or oak.

Different kinds of wood, and sometimes pieces of the same wood of varying grain, take the same stain differently. Therefore, Wieland cannot guarantee absolute color uniformity.

Wieland standard finishes were updated in 2013. Custom match finishes for previously standard finishes are available at an additional \$585 list charge per order. Customer provides a sample for the color match and must approve the custom finish match before the order can be scheduled for production.

It is recommended that furniture being ordered for placement near existing products have a custom finish match. Color variances may occur between orders without a custom finish match. Custom finish matches for any standard Wieland finish are available at no additional charge.

CUSTOM PRODUCTS AND MATERIALS

All nonstandard designs and materials are subject to a surcharge. Contact the home office for approval and pricing. The use of nonstandard designs and/or materials may cause extended delivery times and reduced warranty coverage.

- Within our standard offering, an upcharge may be applied if a premium pattern or finish is selected. This may also cause extended lead times.
- Standard laminates other than Formica™, Nevamar™, Pionite™, and WilsonArt™ result in a 5% list up-charge per item. Premium patterns and finishes will require an additional upcharge and extended lead times.
- With signed approval, custom finishes are available for a \$585 list up-charge per order.

CUSTOMER'S OWN MATERIAL (FABRIC)

Please contact Wieland on all COM fabrics. A sample of the COM fabric is required to be submitted to Wieland for approval and yardage estimate prior to placing an order. The sample should be large enough to indicate a repeat if applicable.

All printed yardages listed in the price book are based on plain 54" wide fabrics (based on non-matched fabric). COM less than 54 inches wide, or patterned COM, requires additional yardage. If a fabric is directional, it will be applied vertically unless specific instructions are given to the contrary. If a horizontal application is desired, please inform Wieland as additional yardage or special production techniques may be required. At the customer's request, Wieland may, in its discretion, for non-Wieland program fabrics handle the purchase of the COM fabric for a charge of 15 percent of the fabric list price.

Orders with COM are not scheduled into production until all materials are received and inspected. Refer to the checklist on page 16 to ensure the proper handling of COM fabrics. If partial shipment entry is required, indicate on purchase order, or forward orders with standard products and COM products on separate purchase orders.

STACK CHAIRS

The following products are inherently stackable: KIDZ, PLYFOLD, PLYLOK, REGAL III, VANTAGE, AND OAKLOK.

GLIDE OPTIONS

Additional glide types are available on the following products: AUTUMN, DELI, GRILLE, HORIZON, KINDRED, LAURELWOOD, MISSION, PLYFOLD, PLYLOK, REGAL III, VANTAGE, UNITY, OAKLOK, AND WEDGEWOOD. Glide options from Company are Plastitack Glides, Chrome Rubber Cushion Glides and Non-Skid Rubber Cushioned Plastitack Glides. Replacement glides are \$6 for a set of four. To order with optional glides, specify at the time of ordering.

7144000 PLASTITACK GLIDES, SET OF FOUR

 WT: 0.5 lb.
\$6 (for replacement glides)

7144012 CHROME RUBBER CUSHIONED GLIDES, SET OF FOUR

 WT: 0.5 lb.
\$6 (for replacement glides)
To order with optional glides, specify at the time of ordering (no upcharge).

7144013 NON-SKID RUBBER CUSHIONED PLASTITACK GLIDES, SET OF FOUR

 WT: 0.5 lb.
\$6 (for replacement glides)
To order with optional glides, specify at the time of ordering (no upcharge).

INTERLOCK OPTIONS

7074129 Straight Metal Interlock is available on HORIZON, PLYFOLD, 4-leg PLYLOK side chairs, KINDRED, REGAL III arm chairs, VANTAGE arm and side chairs, UNITY side chairs, and OAKLOK side chairs. The female interlock is mounted on the right leg and the male interlock is mounted on the left leg (as sitting).

7074129 INTERLOCK, METAL, STRAIGHT

 WT: 0.5 lb.
\$7

7074130 Radius Metal Interlock is available on HORIZON, 4-leg PLYLOK side chairs, PLYLOK "L" arm chairs, KINDRED, REGAL III arm chairs, VANTAGE AND UNITY side chairs. The female interlock is mounted on the right leg and the male interlock is mounted on the left leg (as sitting).

7074130 INTERLOCK, METAL, RADIUS

 WT: 0.5 lb.
\$26

CUSTOM HEIGHT CHARGES

Chairs: Available on any 4-leg chair and ottoman. Not available on sledbase, 2- and 3-position chairs. Maximum cut-off is 2 inches.

Tables: Available on Wood Corner Leg Table Bases and Kidz Table Base. Specify the leg height (distance from floor to bottom of table) when ordering.

- Kidz Table Base (701-1070) Height Range: 6"—23"
- Wood Corner Leg Table Bases (701-1089 and 701-1090) Height Range: 12"—27.75"

Prices Per Unit (set of four legs): \$22

LASER CUT AND LASER CUT WITH COLOR FILL

Wieland offers a unique and distinctive way to personalize and identify a facility's chairs with a laser cut of its logo or seal on the back and/or front of any all-wood chair or back of a wood back chair with upholstered front. Simply provide your sales representative with a desired location, digital file (TIF, GIF or JPG) and the finish size (standard sizes are 2.5" x 4.5" or 4.25" diameter; non-standard sizes are available at an additional charge). Available on DELI, HORIZON, KINDRED, MISSION, PARLOR, PLYFOLD, AND PLYLOK.



7100001 Laser Cut
\$42 list per chair and \$180 list set-up charge per design.



7100002 Laser Cut with Color Fill
Contact the home office for color choices.
\$55 list per chair and \$180 list set up charge.

warranty

WIELAND WARRANTY

All Wieland products are warranted against defects in materials and workmanship and against structural damage incurred through normal use for the periods noted below.

years under warranty							years under warranty							years under warranty						
product	1	2	3	5	10	25	product	1	2	3	5	10	25	accessory	1	2	3	5	10	25
Accord™						X	Tetra						X	Accord™ IntelliTrac™						X
Allay®						X	Trace						X	Accord™ safeBrake						X
Arc						X	Versant						X	Accord™ Transfer Arm						X
Arris						X	Autumn					X		Accord™ Recline Mechanism						X
Braun						X	Deli					X		Allay® Ottoman Mech						X
Bridge						X	Encore-G					X		Cove Recliner Mech						X
Cannon						X	Grille					X		sleepToo® Ottoman Mech						X
Capital						X	Horizon					X		sleepToo® Table and Table Mech						X
Chancel						X	Kidz					X		Versant Recliner Mech						X
Cove						X	Laurelwood					X		Arris Sleep Chair Mech						X
Flow						X	Mission					X		Capital Sleep Chair Mech						X
Kindred						X	Oaklok					X		Plyfold SmartRail®						X
Loop						X	Parlor					X		Pneumatic Cylinder						X
Plylok						X	Plyfold					X		sleepToo® Nylon Back Fabric						X
Reflect						X	Regal III					X		Tablet Arms, Casters and Brakes						X
Rally						X	Trey®-G					X		sleepToo® Drawer Slides		X				
Scroll						X	Unity					X		Allay® Drawer Slides		X				
sleepToo®						X	Vantage					X		Arris Recliner Mech		X				
Tables						X	Wedgewood					X		Capital Recliner Mech		X				
														Power Unit - 120V/USB	X					

This warranty covers the structure of the furniture: the laminated veneer or solid wood frame, the construction of the arms, table legs and stretchers, and all fasteners. This warranty also covers the foam against defects in its manufacture and composition for this same 25-year period. Under this warranty, Company will, at its option, either replace or repair furniture returned to it or will supply the Customer with replacement parts. Any labor required to upgrade the units may or may not be covered under our warranty without prior consent in writing by Wieland. Any work performed by a non-approved 3rd party will void the warranty. All freight charges for returns or replacements will be paid by Company during the 25-year warranty period. Fabrics, finishes, COM—and all items beyond the control of Company are not covered by this warranty.

WIELAND FABRIC WARRANTY

Wieland has assembled an extensive graded-in offering featuring a wide selection of fabrics, woven Cryptons®, and vinyls selected for their performance in healthcare environments. These fabric patterns purchased by Wieland through Architect, C.F. Stinson, Maharam, & Momentum are warranted, if purchased through Company, for a period of five (5) years, 24/7 usage. Company warrants these textiles to perform under normal conditions as furniture upholstery and when cared for according to cleaning and maintenance guidelines provided by the textile supplier.

Proper care and cleaning is imperative for maximizing textile performance on Wieland products. However, in the unlikely event that one of these fabrics, woven Cryptons®, or vinyls does not perform in accordance with manufacturing specifications when used and maintained under normal conditions and the user has not misused, cleaned or attempted to clean the fabric or vinyl using cleaning agents or procedures not suggested or approved by the textile supplier, Company will replace the fabric free of charge.

The following are specially excluded from the warranty:

- Any custom components that are not a part of the Wieland standard line. This would include, but not be limited to, custom-designed parts or customer specified components, such as fabric, vinyl, foam, etc., that are not a part of the standard Wieland line.
- Accessories such as light bulbs that are considered consumables.
- Furniture that's been unduly exposed to the elements such as water, light radiation, etc.
- Damage caused in storing/moving products or furniture after delivery and prior to installation – when stored at customer request.
- Damage caused by on-site construction process, other contractors or subcontractors, or the work of such contractors or subcontractors, including drywall dust.

- Damage as the result of accident, fire, flood, civil disorder, strike, Act of God, abuse, misuse or any cause outside of ordinary usage.
- Scratching or natural wearing of finishes on chairs and tables.
- Any responsibility for the effects the chairs have on flooring.
- Damage caused from shipping.

General Information:

- We have agreements with our upholstery suppliers to assure that all products meet Association of Contract Textiles standards for bow and skew. We also further eliminate pattern variability in our cutting process. However, you may still notice some irregularities that are within industry standards and are not covered under our product warranty.
- Wieland agrees to replace, repair or refund, at its discretion, defective parts in material or workmanship.
- To receive benefits under the terms of this warranty, the purchaser must:
 - Notify Wieland of the defect.
 - Fill out Wieland service request form, which will be sent to you, and provide a description of the defect.
 - Submit completed form along with applicable photos.
- Any disputes over the provisions of this warranty will be mutually reviewed by representatives of the purchaser and Wieland.
- This warranty gives you specific legal rights and you may also have other rights that vary from state to state.
- All other expressed or implied warranties, made by any sales representative, agent or other representative, including any warranty of merchantability or fitness for a particular use, are hereby excluded.

Please use this checklist to assure that you are giving us the necessary information to accurately process your order. Correct information assures better lead times. If you have any questions, please contact your Wieland sales representative or call our Customer Care department toll free at 888.WIELAND (888.943.5263). Thanks!

GENERAL INFORMATION

- Bill To
- Ship To
- Project Name / Enduser Information
- Phone Number to Call for Questions
- Contact Name
- Unit Prices
- Discount Used
- Wieland Price List Number
- Freight and Carrier Information
- Tagging Information
- Requested Delivery Date

SEATING UNITS

- Model Number
- Fabric Vendor
- Fabric Patterns
- Fabric Colors
- Wood Species
- Wood Finish
- Flammability Up-charge if applicable (CA TB133/Boston Fire Code)
- Zoning Diagram, if applicable

MODULAR SEATING

- Drawing of the Furniture Layout


TABLES

- Wood Species
- Wood Finish
- Laminate Name, Color and Finish Type
- Base Finish
- Edge Profile (if applicable)
- Edge Color (if applicable)
- Dining Top Size

product pricing and specifications

Accord™ recliner

caster/brake options



(4) Locking Casters

Specify black, white, or grey.



safeBrake
+\$650

Includes safeBrake central lock with (4) swivel casters. Specify black, white, or grey.



IntelliTrac™ Caster System
with safeBrake +\$900

Includes safeBrake central lock and IntelliTrac™ caster system. Specify black, white, or grey.

arm cap options



Urethane Cap

Standard. Specify black, sable, dove, or khaki.



Wood Cap

Specify wood species and finish.



Thermoform Caps
+\$55

Specify thermoform color.

arm options



Fabric Arm Insert Panels

Standard. Specify fabric.



Thermoform Arm Insert Panels
+\$550

Specify thermoform color.



Wood Arm Insert Panels
+\$200

Specify wood species and finish.

accessories



Transfer Arm
+\$525 per arm

Specify right or left or both (facing front). Not available right side when flip table is specified.



Wing Flip Table
+\$475

Available right side only (facing front). Specify thermoform color. If specified: Left Thermoform Panel +\$275 Left Wood Panel +\$100




Pushbar (65900-PB)
+\$225

Urethane only. Specify black, sable, dove, or khaki.



Foot Tray (65900-FTR)
+\$300

Black only.




Foley Bag Hook
+\$50

Available right side only (facing front). Not available when flip table is specified.



Standard IV-pole (65900-V1)
+\$239

Specify right or left (facing front). Not available on Transfer Arm side when specified.



Trigger IV-pole Chrome
+\$435

Specify chrome or stainless. Specify right or left (facing front). Not available on Transfer Arm side when specified.



Trigger IV-pole Stainless
+\$514

Specify chrome or stainless. Specify right or left (facing front). Not available on Transfer Arm side when specified.

- When ordering specify:
- Product number
 - Fabric vendor, pattern and color
 - Caster color
 - Oak or Maple wood
 - Wood finish
 - Urethane color
 - Thermoform finish
 - Powdercoat color

finish options

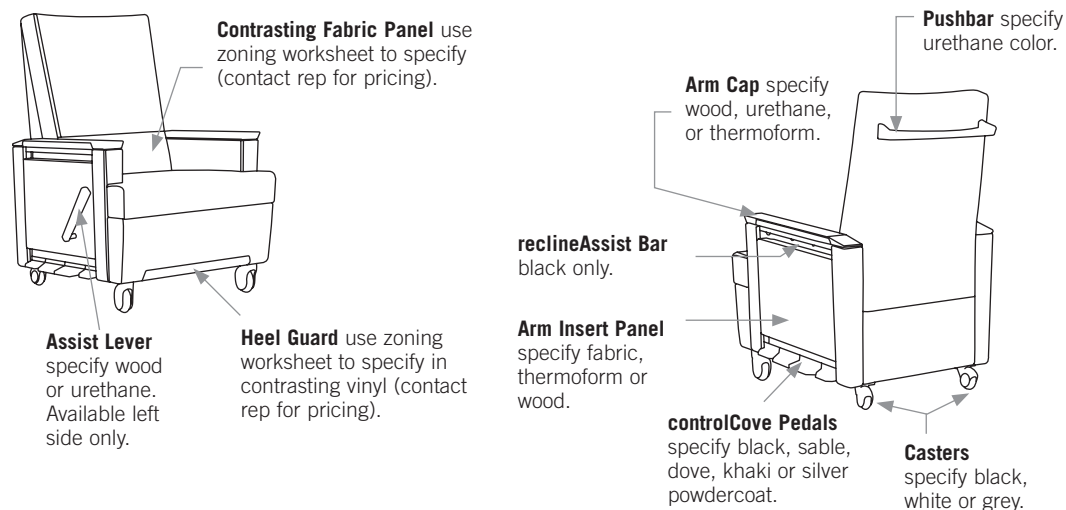
Urethane Finishes	Wood Finishes and Woodgrain Thermoform Coordinates		Solid Thermoform Colors
(select when urethane is specified for arm caps or pushbar) black sable dove khaki	Wood Finishes (select when wood is specified for arm caps, arm insert panel, or recline lever)	Woodgrain Thermoform Coordinates (select when thermoform is specified for arm caps, arm insert panel, or wingTable)	(select when thermoform is specified for arm caps, arm insert panel, or wingTable)
Powdercoat Finishes (specify color for controlCove pedals) black sable dove khaki silver	natural 73 amber 74 honey 75 nutmeg 76 henna 77 urban cherry 78 mahogany 79 sepia 80 walnut 81 molasses 82 black 83	sugarloaf maple 58873 honey alder 16150 solara oak 58665 cherry blossom 44060 finesse 58898 blossom cherry 58893 clove 58732 palos mahogany 12382 NO MATCH verismo 59994 NO MATCH	monterey 62033 pepperdust 72784 dark gray 52002 chocolate 72010 beige 72005 calcutta black 52000 brushed aluminum 59988
Nylon Caster Finishes (specify color for standard locking casters or intelliTrac™ caster system) black white grey			

finish/options matrix

	arm caps	arm insert panels	assist lever	pushbar	controlCove pedals	wingFlip table	casters
thermoform			■	■	■		■
wood				■	■	■	■
urethane		■			■		■
powdercoat	■	■	■	■		■	■
upholstery	■		■	■	■	■	■

□ available ■ not available


options legend



warranty

- 25 years with the following exceptions:
- recline mechanism - 10 years
 - safeBrake - 10 years
 - transfer arm - 10 years
 - intelliTrac™ - 10 years
 - standard casters - 3 years

Accord™ recliner



65981 ACCORD RECLINER

W: 28.75	D: 34.5	H: 46.25	SW: 21.5	SD: 22	SH: 20	AH: 26.5	WT: 142 lb.		
B/COM	C	D	E	F	G	H	I	J	
Zone 1:	3700	3799	3920	4052	4250	4448	4641	4839	5031
Zone 2:	3791	3890	4011	4143	4341	4539	4732	4930	5122
Zone 3:	3882	3981	4102	4234	4432	4630	4823	5021	5213
Zone 4:	3973	4072	4193	4325	4523	4721	4914	5112	5304

General Information:

COM: 5.5 yd. ♦
 WOOD SPECS: Oak or Maple
 MOIS. BARR: included
 CA TB133: \$220



65W981 ACCORD RECLINER, WIDE

W: 30.75	D: 34.5	H: 46.25	SW: 23.5	SD: 22	SH: 20	AH: 26.5	WT: 146 lb.		
B/COM	C	D	E	F	G	H	I	J	
Zone 1:	4000	4104	4230	4368	4575	4782	4983	5190	5392
Zone 2:	4098	4202	4328	4466	4673	4880	5081	5288	5490
Zone 3:	4197	4301	4427	4565	4772	4979	5180	5387	5589
Zone 4:	4295	4399	4525	4663	4870	5077	5278	5485	5687

General Information:

COM: 5.75 yd. ♦
 WOOD SPECS: Oak or Maple
 MOIS. BARR: included
 CA TB133: \$230



65981S ACCORD SLEEP RECLINER

W: 28.75	D: 34.5	H: 46.25	SW: 21.5	SD: 22	SH: 20	AH: 26.5	WT: 150 lb.		
B/COM	C	D	E	F	G	H	I	J	
Zone 1:	4100	4199	4320	4452	4650	4848	5041	5239	5431
Zone 2:	4201	4300	4421	4553	4751	4949	5142	5340	5532
Zone 3:	4302	4401	4522	4654	4852	5050	5243	5441	5633
Zone 4:	4403	4502	4623	4755	4953	5151	5344	5542	5734

General Information:

COM: 5.5 yd. ♦
 WOOD SPECS: Oak or Maple
 MOIS. BARR: included
 CA TB133: \$220



65W981S ACCORD SLEEP RECLINER, WIDE

W: 30.75	D: 34.5	H: 46.25	SW: 23.5	SD: 22	SH: 20	AH: 26.5	WT: 154 lb.		
B/COM	C	D	E	F	G	H	I	J	
Zone 1:	4400	4504	4630	4768	4975	5182	5383	5590	5792
Zone 2:	4508	4612	4738	4876	5083	5290	5491	5698	5900
Zone 3:	4617	4721	4847	4985	5192	5399	5600	5807	6009
Zone 4:	4725	4829	4955	5093	5300	5507	5708	5915	6117

General Information:

COM: 5.75 yd. ♦
 WOOD SPECS: Oak or Maple
 MOIS. BARR: included
 CA TB133: \$230

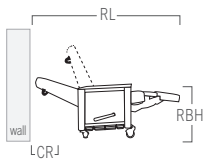


65981T ACCORD TRENDELENBURG RECLINER

W: 28.75	D: 34.5	H: 46.25	SW: 21.5	SD: 22	SH: 20	AH: 26.5	WT: 158 lb.		
B/COM	C	D	E	F	G	H	I	J	
Zone 1:	4300	4399	4520	4652	4850	5048	5241	5439	5631
Zone 2:	4406	4505	4626	4758	4956	5154	5347	5545	5737
Zone 3:	4512	4611	4732	4864	5062	5260	5453	5651	5843
Zone 4:	4618	4717	4838	4970	5168	5366	5559	5757	5949

General Information:

COM: 5.5 yd. ♦
 WOOD SPECS: Oak or Maple
 MOIS. BARR: included
 CA TB133: \$220



RL- Reclined length 71"
 RBH- Reclined back height 31.5"

CR- Clearance required when placed against a wall is 20"
 A 14" clearance is required from edge of chair when optional table is extended.



65W981T ACCORD TRENDELENBURG RECLINER, WIDE

W: 30.75	D: 34.5	H: 46.25	SW: 23.5	SD: 22	SH: 20	AH: 26.5	WT: 162 lb.		
B/COM	C	D	E	F	G	H	I	J	
Zone 1:	4600	4704	4830	4968	5175	5382	5583	5790	5992
Zone 2:	4713	4817	4943	5081	5288	5495	5696	5903	6105
Zone 3:	4827	4931	5057	5195	5402	5609	5810	6017	6219
Zone 4:	4940	5044	5170	5308	5515	5722	5923	6130	6332





General Information:

COM: 5.75 yd. ♦
 WOOD SPECS: Oak or Maple
 MOIS. BARR: included
 CA TB133: \$230


- When ordering specify:
- Product number
 - Fabric vendor, pattern and color
 - Caster color
 - Oak or Maple wood
 - Wood finish
 - Urethane color
 - Thermofom finish
 - Powdercoat color



Arm Styles

<p>Fully Upholstered, Soft Top</p>  <p>600 Series</p>	<p>Upholstered, Wood Cap</p>  <p>601 Series <i>Arm cap also available in urethane.</i></p>	<p>Recessed Upholstered Panel, Wood Cap</p>  <p>602 Series <i>Arm cap also available in urethane.</i></p>	<p>Recessed Wood Panel, Wood Cap</p>  <p>603 Series <i>Arm cap also available in urethane.</i></p>
---	--	--	--

Base Options

<p>Open Base (Standard)</p> 	<p>Continuous Panel (No drawer or ottoman) +\$79 list</p> 	<p>Drawer, no ottomans (Upholstered panels provided in place of ottomans) +\$243 list</p>  <p><i>Specify wood or thermoform.</i></p>	<p>Ottomans, no drawer (Wood panel provided in place of drawer) +\$608 list each</p>  <p><i>Specify right, left, or dual ottomans (Upholstery panels provided when only one ottoman is specified).</i></p>	<p><i>Add 4" to overall width when ottomans are specified.</i> <i>Ottomans are 14" from ground when extended.</i></p>
---	---	--	---	---

Leg Styles

<p>Wood Leg (Standard)</p> 	<p>Metal Leg** +\$283 list</p>  <p><i>**Metal legs are only available in 600 and 601 arm styles.</i></p>	<p>Plinth Base* +\$283 list</p>  <p><i>*Plinth base cannot be used with ottomans and open base.</i></p>	<p>Casters +\$283 list</p> 
---	--	--	---

Back Styles

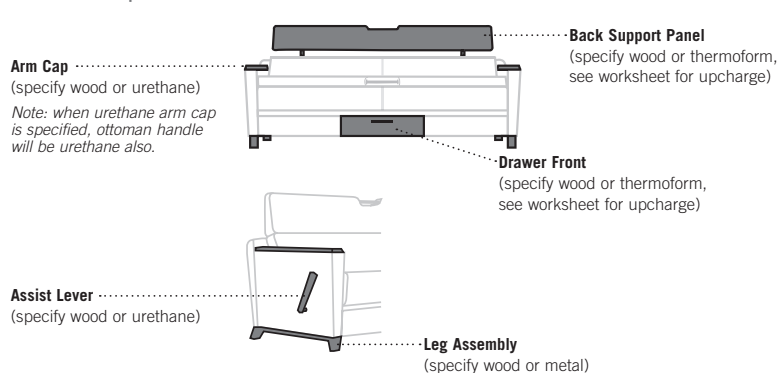
<p>Pull Back (Standard)</p> 	<p>Straight Back</p> 
---	--

Metal Surface Finish Options

Specify Natural Aluminum or Black

 <p>Sleep Pull</p>	 <p>Metal Leg</p>	 <p>Drawer Pull (if drawer is specified)</p>	 <p>Back Support Brackets</p> <p><i>Rear View</i></p>
---	--	--	--

Finish Options



Arm Cap (specify wood or urethane)
Note: when urethane arm cap is specified, ottoman handle will be urethane also.

Back Support Panel (specify wood or thermoform, see worksheet for upcharge)

Drawer Front (specify wood or thermoform, see worksheet for upcharge)

Assist Lever (specify wood or urethane)

Leg Assembly (specify wood or metal)

Specification Worksheet

				List Price	
Product Number					
Wood Species *oak or maple				required (no upcharge)	
Wood Finish *see pg. 18				required (no upcharge)	
Armcap *wood or urethane				required (no upcharge)	
Metal Finish *natural aluminum or black				required (no upcharge)	
Fabric vendor, pattern and color *required (no upcharge)				required (no upcharge)	
Back Style Option *pull or straight				required (no upcharge)	
Thermoform *optional +\$243 list				+	
Base Options *if open base is desired, leave this section blank	Ottoman (Left facing) +\$608 list	Storage Drawer (Center) +\$243 list	Ottoman (Right facing) +\$608 list	Upcharges	
				+	
	(OR) Continuous Panel +\$79 list			+	
Leg Style Options *if a wood leg assembly is desired, leave this section blank	Wood Leg Assembly (standard)	Metal Leg Assembly** +\$283 list *natural aluminum or black	Plinth Base* +\$283 list *black only	Casters +\$283 list	+
Total List					

*Plinth base is only available with a continuous panel base

**Metal Leg Assembly is only available on the 600 and 601 arm styles.

Example Specification Worksheet

				List Price	
Product Number	60169			5665	
Wood Species *oak or maple	Maple			required (no upcharge)	
Wood Finish *see p. 18	74 Amber			required (no upcharge)	
Armcap *wood or urethane	Urethane			required (no upcharge)	
Metal Finish *natural aluminum or black	Natural Alum.			required (no upcharge)	
Fabric vendor, pattern and color *required (no upcharge)	Maharam Chime Sterling			required (no upcharge)	
Back Style Option *pull or straight	Straight			required (no upcharge)	
Thermoform *optional +\$243 list	16150 Honey Alder			+ 243	
Base Options *if open base is desired, leave this section blank	Ottoman (Left facing) +\$608 list	Storage Drawer (Center) +\$243 list	Ottoman (Right facing) +\$608 list	Upcharges	
	608	243		+ 851	
	(OR) Continuous Panel +\$79 list			+	
Leg Style Options *if a wood leg assembly is desired, leave this section blank	Wood Leg Assembly (standard)	Metal Leg Assembly** +\$283 list *natural aluminum or black	Plinth Base* +\$283 list *black only	Casters +\$283 list	+ 283
Total List				7042	

*Plinth base is only available with a continuous panel base

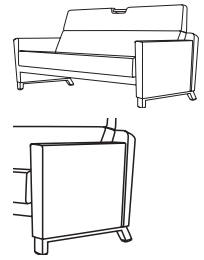
**Metal Leg Assembly is only available on the 600 and 601 arm styles.

60066 SLEEP SOFA, SOFT TOP ARM, 66" SEAT

W: 74"	D: 34"	H: 38"	SW: 66"	SD: 21"	SH: 18.5"	AH: 23.5"	W: 171 lb.		
B/COM	C	D	E	F	G	H	I	J	
Zone 1:	4454	4684	4964	5270	5729	6188	6634	7093	7540
Zone 2:	4562	4792	5072	5378	5837	6296	6742	7201	7648
Zone 3:	4669	4899	5179	5485	5944	6403	6849	7308	7755
Zone 4:	4777	5007	5287	5593	6052	6511	6957	7416	7863

General Information:

COM: 12.75 yd. ♦
 WOOD SPECS: Oak, Maple
 MOIS. BARR: included
 CA TB133: +\$510



60069 SLEEP SOFA, SOFT TOP ARM, 69" SEAT

W: 77"	D: 34"	H: 38"	SW: 69"	SD: 21"	SH: 18.5"	AH: 23.5"	W: 177 lb.		
B/COM	C	D	E	F	G	H	I	J	
Zone 1:	4523	4753	5033	5339	5798	6257	6703	7162	7609
Zone 2:	4632	4862	5142	5448	5907	6366	6812	7271	7718
Zone 3:	4741	4971	5251	5557	6016	6475	6921	7380	7827
Zone 4:	4851	5081	5361	5667	6126	6585	7031	7490	7937

General Information:

COM: 12.75 yd. ♦
 WOOD SPECS: Oak, Maple
 MOIS. BARR: included
 CA TB133: +\$510

60072 SLEEP SOFA, SOFT TOP ARM, 72" SEAT

W: 80"	D: 34"	H: 38"	SW: 72"	SD: 21"	SH: 18.5"	AH: 23.5"	W: 183 lb.		
B/COM	C	D	E	F	G	H	I	J	
Zone 1:	4591	4821	5101	5407	5866	6325	6771	7230	7677
Zone 2:	4702	4932	5212	5518	5977	6436	6882	7341	7788
Zone 3:	4813	5043	5323	5629	6088	6547	6993	7452	7899
Zone 4:	4924	5154	5434	5740	6199	6658	7104	7563	8010

General Information:

COM: 12.75 yd. ♦
 WOOD SPECS: Oak, Maple
 MOIS. BARR: included
 CA TB133: +\$510

60075 SLEEP SOFA, SOFT TOP ARM, 75" SEAT

W: 83"	D: 34"	H: 38"	SW: 75"	SD: 21"	SH: 18.5"	AH: 23.5"	W: 189 lb.		
B/COM	C	D	E	F	G	H	I	J	
Zone 1:	4659	4889	5169	5475	5934	6393	6839	7298	7745
Zone 2:	4772	5002	5282	5588	6047	6506	6952	7411	7858
Zone 3:	4884	5114	5394	5700	6159	6618	7064	7523	7970
Zone 4:	4997	5227	5507	5813	6272	6731	7177	7636	8083

General Information:

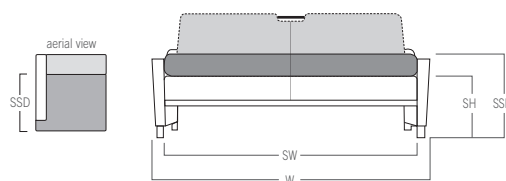
COM: 12.75 yd. ♦
 WOOD SPECS: Oak, Maple
 MOIS. BARR: included
 CA TB133: +\$510

60078 SLEEP SOFA, SOFT TOP ARM, 78" SEAT

W: 86"	D: 34"	H: 38"	SW: 78"	SD: 21"	SH: 18.5"	AH: 23.5"	W: 195 lb.		
B/COM	C	D	E	F	G	H	I	J	
Zone 1:	4726	4956	5236	5542	6001	6460	6906	7365	7812
Zone 2:	4840	5070	5350	5656	6115	6574	7020	7479	7926
Zone 3:	4955	5185	5465	5771	6230	6689	7135	7594	8041
Zone 4:	5069	5299	5579	5885	6344	6803	7249	7708	8155

General Information:

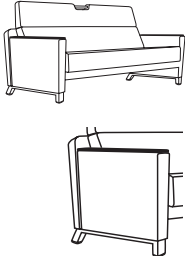
COM: 12.75 yd. ♦
 WOOD SPECS: Oak, Maple
 MOIS. BARR: included
 CA TB133: +\$510



SSH- Sleep surface height 22.5"
 SSD- Sleep surface depth 30.5"
 SH- Seat height
 SW- Seat width
 W- Overall width
 *Add 4" to overall width when ottomans are specified.
 **Ottomans 14" from ground when extended.

- When ordering specify:
- Product number
 - Wood species (oak or maple)
 - Wood finish
 - Arm cap
 - Metal finish
 - Fabric vendor, pattern and color
 - Thermoform color
 - Base options
 - Leg style option
 - Back style option

Allay® sleep sofa



60166 SLEEP SOFA, UPHOLSTERED ARM W/CAP, 66" SEAT

W: 74"	D: 34"	H: 38"	SW: 66"	SD: 21"	SH: 18.5"	AH: 23.5"	W: 175 lb.		
	B/COM	C	D	E	F	G	H	I	J
Zone 1:	4764	4998	5284	5596	6064	6532	6987	7455	7910
Zone 2:	4879	5113	5399	5711	6179	6647	7102	7570	8025
Zone 3:	4994	5228	5514	5826	6294	6762	7217	7685	8140
Zone 4:	5110	5344	5630	5942	6410	6878	7333	7801	8256

General Information:

COM: 13 yd. ♦
 WOOD SPECS: Oak, Maple
 MOIS. BARR: included
 CA TB133: +\$520

60169 SLEEP SOFA, UPHOLSTERED ARM W/CAP, 69" SEAT

W: 77"	D: 34"	H: 38"	SW: 69"	SD: 21"	SH: 18.5"	AH: 23.5"	W: 181 lb.		
	B/COM	C	D	E	F	G	H	I	J
Zone 1:	4833	5067	5353	5665	6133	6601	7056	7524	7979
Zone 2:	4950	5184	5470	5782	6250	6718	7173	7641	8096
Zone 3:	5067	5301	5587	5899	6367	6835	7290	7758	8213
Zone 4:	5184	5418	5704	6016	6484	6952	7407	7875	8330

General Information:

COM: 13 yd. ♦
 WOOD SPECS: Oak, Maple
 MOIS. BARR: included
 CA TB133: +\$520

60172 SLEEP SOFA, UPHOLSTERED ARM W/CAP, 72" SEAT

W: 80"	D: 34"	H: 38"	SW: 72"	SD: 21"	SH: 18.5"	AH: 23.5"	W: 187 lb.		
	B/COM	C	D	E	F	G	H	I	J
Zone 1:	4898	5132	5418	5730	6198	6666	7121	7589	8044
Zone 2:	5017	5251	5537	5849	6317	6785	7240	7708	8163
Zone 3:	5135	5369	5655	5967	6435	6903	7358	7826	8281
Zone 4:	5254	5488	5774	6086	6554	7022	7477	7945	8400

General Information:

COM: 13 yd. ♦
 WOOD SPECS: Oak, Maple
 MOIS. BARR: included
 CA TB133: +\$520

60175 SLEEP SOFA, UPHOLSTERED ARM W/CAP, 75" SEAT

W: 83"	D: 34"	H: 38"	SW: 75"	SD: 21"	SH: 18.5"	AH: 23.5"	W: 193 lb.		
	B/COM	C	D	E	F	G	H	I	J
Zone 1:	4969	5203	5489	5801	6269	6737	7192	7660	8115
Zone 2:	5089	5323	5609	5921	6389	6857	7312	7780	8235
Zone 3:	5210	5444	5730	6042	6510	6978	7433	7901	8356
Zone 4:	5330	5564	5850	6162	6630	7098	7553	8021	8476

General Information:

COM: 13 yd. ♦
 WOOD SPECS: Oak, Maple
 MOIS. BARR: included
 CA TB133: +\$520

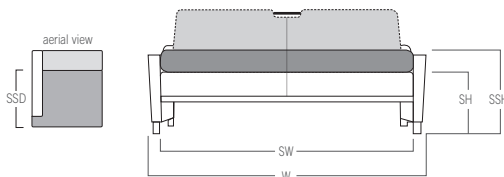
60178 SLEEP SOFA, UPHOLSTERED ARM W/CAP, 78" SEAT

W: 86"	D: 34"	H: 38"	SW: 78"	SD: 21"	SH: 18.5"	AH: 23.5"	W: 195 lb.		
	B/COM	C	D	E	F	G	H	I	J
Zone 1:	5036	5270	5556	5868	6336	6804	7259	7727	8182
Zone 2:	5158	5392	5678	5990	6458	6926	7381	7849	8304
Zone 3:	5280	5514	5800	6112	6580	7048	7503	7971	8426
Zone 4:	5402	5636	5922	6234	6702	7170	7625	8093	8548

General Information:

COM: 13 yd. ♦
 WOOD SPECS: Oak, Maple
 MOIS. BARR: included
 CA TB133: +\$520

- When ordering specify:
- Product number
 - Wood species (oak or maple)
 - Wood finish
 - Arm cap
 - Metal finish
 - Fabric vendor, pattern and color
 - Thermoform color
 - Base options
 - Leg style option
 - Back style option



SSH- Sleep surface height 22.5"
 SSD- Sleep surface depth 30.5"
 SH- Seat height
 SW- Seat width
 W- Overall width

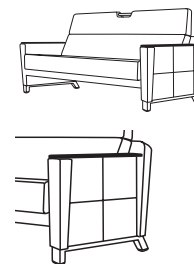
*Add 4" to overall width when ottomans are specified.
 **Ottomans 14" from ground when extended.

60266 SLEEP SOFA, RECESSED ARM, UPH PANEL, 66" SEAT

W: 74"	D: 34"	H: 38"	SW: 66"	SD: 21"	SH: 18.5"	AH: 23.5"	W: 175 lb.		
B/COM	C	D	E	F	G	H	I	J	
Zone 1:	4957	5178	5447	5741	6182	6623	7052	7493	7922
Zone 2:	5077	5298	5567	5861	6302	6743	7172	7613	8042
Zone 3:	5197	5418	5687	5981	6422	6863	7292	7733	8162
Zone 4:	5318	5539	5808	6102	6543	6984	7413	7854	8283

General Information:

COM: 12.25 yd. ♦
 WOOD SPECS: Oak, Maple
 MOIS. BARR: included
 CA TB133: +\$490



60269 SLEEP SOFA, RECESSED ARM, UPH PANEL, 69" SEAT

W: 77"	D: 34"	H: 38"	SW: 69"	SD: 21"	SH: 18.5"	AH: 23.5"	W: 181 lb.		
B/COM	C	D	E	F	G	H	I	J	
Zone 1:	5026	5247	5516	5810	6251	6692	7121	7562	7991
Zone 2:	5148	5369	5638	5932	6373	6814	7243	7684	8113
Zone 3:	5270	5491	5760	6054	6495	6936	7365	7806	8235
Zone 4:	5392	5613	5882	6176	6617	7058	7487	7928	8357

General Information:

COM: 12.25 yd. ♦
 WOOD SPECS: Oak, Maple
 MOIS. BARR: included
 CA TB133: +\$490

60272 SLEEP SOFA, RECESSED ARM, UPH PANEL, 72" SEAT

W: 80"	D: 34"	H: 38"	SW: 72"	SD: 21"	SH: 18.5"	AH: 23.5"	W: 187 lb.		
B/COM	C	D	E	F	G	H	I	J	
Zone 1:	5091	5312	5581	5875	6316	6757	7186	7627	8056
Zone 2:	5215	5436	5705	5999	6440	6881	7310	7751	8180
Zone 3:	5338	5559	5828	6122	6563	7004	7433	7874	8303
Zone 4:	5462	5683	5952	6246	6687	7128	7557	7998	8427

General Information:

COM: 12.25 yd. ♦
 WOOD SPECS: Oak, Maple
 MOIS. BARR: included
 CA TB133: +\$490

60275 SLEEP SOFA, RECESSED ARM, UPH PANEL, 75" SEAT

W: 83"	D: 34"	H: 38"	SW: 75"	SD: 21"	SH: 18.5"	AH: 23.5"	W: 193 lb.		
B/COM	C	D	E	F	G	H	I	J	
Zone 1:	5162	5383	5652	5946	6387	6828	7257	7698	8127
Zone 2:	5287	5508	5777	6071	6512	6953	7382	7823	8252
Zone 3:	5413	5634	5903	6197	6638	7079	7508	7949	8378
Zone 4:	5538	5759	6028	6322	6763	7204	7633	8074	8503

General Information:

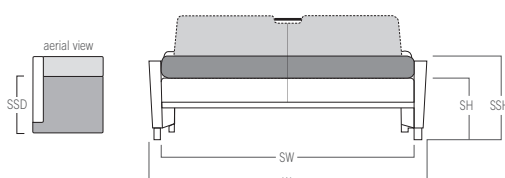
COM: 12.25 yd. ♦
 WOOD SPECS: Oak, Maple
 MOIS. BARR: included
 CA TB133: +\$490

60278 SLEEP SOFA, RECESSED ARM, UPH PANEL, 78" SEAT

W: 86"	D: 34"	H: 38"	SW: 78"	SD: 21"	SH: 18.5"	AH: 23.5"	W: 195 lb.		
B/COM	C	D	E	F	G	H	I	J	
Zone 1:	5229	5450	5719	6013	6454	6895	7324	7765	8194
Zone 2:	5356	5577	5846	6140	6581	7022	7451	7892	8321
Zone 3:	5483	5704	5973	6267	6708	7149	7578	8019	8448
Zone 4:	5610	5831	6100	6394	6835	7276	7705	8146	8575

General Information:

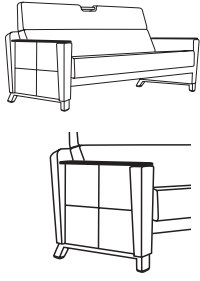
COM: 12.25 yd. ♦
 WOOD SPECS: Oak, Maple
 MOIS. BARR: included
 CA TB133: +\$490



SSH- Sleep surface height 22.5"
 SSD- Sleep surface depth 30.5"
 SH- Seat height
 SW- Seat width
 W- Overall width
 *Add 4" to overall width when ottomans are specified.
 **Ottomans 14" from ground when extended.

- When ordering specify:
- Product number
 - Wood species (oak or maple)
 - Wood finish
 - Arm cap
 - Metal finish
 - Fabric vendor, pattern and color
 - Thermoform color
 - Base options
 - Leg style option
 - Back style option

Allay® sleep sofa



60366 SLEEP SOFA, RECESSED ARM W/CAP, WOOD PANEL, 66" SEAT

W: 74" D: 34" H: 38" SW: 66" SD: 21" SH: 18.5" AH: 23.5" W: 175 lb.

	B/COM	C	D	E	F	G	H	I	J
Zone 1:	4944	5156	5414	5696	6119	6542	6953	7376	7788
Zone 2:	5064	5276	5534	5816	6239	6662	7073	7496	7908
Zone 3:	5184	5396	5654	5936	6359	6782	7193	7616	8028
Zone 4:	5304	5516	5774	6056	6479	6902	7313	7736	8148

General Information:

COM: 11.75 yd. ♦
 WOOD SPECS: Oak, Maple
 MOIS. BARR: included
 CA TB133: +\$470

60369 SLEEP SOFA, RECESSED ARM W/CAP, WOOD PANEL, 69" SEAT

W: 77" D: 34" H: 38" SW: 69" SD: 21" SH: 18.5" AH: 23.5" W: 181 lb.

	B/COM	C	D	E	F	G	H	I	J
Zone 1:	5016	5228	5486	5768	6191	6614	7025	7448	7860
Zone 2:	5138	5350	5608	5890	6313	6736	7147	7570	7982
Zone 3:	5260	5472	5730	6012	6435	6858	7269	7692	8104
Zone 4:	5382	5594	5852	6134	6557	6980	7391	7814	8226

General Information:

COM: 11.75 yd. ♦
 WOOD SPECS: Oak, Maple
 MOIS. BARR: included
 CA TB133: +\$470

60372 SLEEP SOFA, RECESSED ARM W/CAP, WOOD PANEL, 72" SEAT

W: 80" D: 34" H: 38" SW: 72" SD: 21" SH: 18.5" AH: 23.5" W: 187 lb.

	B/COM	C	D	E	F	G	H	I	J
Zone 1:	5081	5293	5551	5833	6256	6679	7090	7513	7925
Zone 2:	5205	5417	5675	5957	6380	6803	7214	7637	8049
Zone 3:	5328	5540	5798	6080	6503	6926	7337	7760	8172
Zone 4:	5451	5663	5921	6203	6626	7049	7460	7883	8295

General Information:

COM: 11.75 yd. ♦
 WOOD SPECS: Oak, Maple
 MOIS. BARR: included
 CA TB133: +\$470

60375 SLEEP SOFA, RECESSED ARM W/CAP, WOOD PANEL, 75" SEAT

W: 83" D: 34" H: 38" SW: 75" SD: 21" SH: 18.5" AH: 23.5" W: 193 lb.

	B/COM	C	D	E	F	G	H	I	J
Zone 1:	5149	5361	5619	5901	6324	6747	7158	7581	7993
Zone 2:	5274	5486	5744	6026	6449	6872	7283	7706	8118
Zone 3:	5399	5611	5869	6151	6574	6997	7408	7831	8243
Zone 4:	5525	5737	5995	6277	6700	7123	7534	7957	8369

General Information:

COM: 11.75 yd. ♦
 WOOD SPECS: Oak, Maple
 MOIS. BARR: included
 CA TB133: +\$470

60378 SLEEP SOFA, RECESSED ARM W/CAP, WOOD PANEL, 78" SEAT

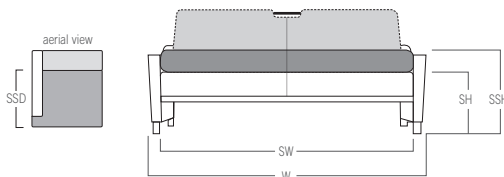
W: 86" D: 34" H: 38" SW: 78" SD: 21" SH: 18.5" AH: 23.5" W: 195 lb.

	B/COM	C	D	E	F	G	H	I	J
Zone 1:	5218	5430	5688	5970	6393	6816	7227	7650	8062
Zone 2:	5345	5557	5815	6097	6520	6943	7354	7777	8189
Zone 3:	5472	5684	5942	6224	6647	7070	7481	7904	8316
Zone 4:	5599	5811	6069	6351	6774	7197	7608	8031	8443

General Information:

COM: 11.75 yd. ♦
 WOOD SPECS: Oak, Maple
 MOIS. BARR: included
 CA TB133: +\$470

- When ordering specify:
- Product number
 - Wood species (oak or maple)
 - Wood finish
 - Arm cap
 - Metal finish
 - Fabric vendor, pattern and color
 - Thermoform color
 - Base options
 - Leg style option
 - Back style option



SSH- Sleep surface height 22.5"
 SSD- Sleep surface depth 30.5"
 SH- Seat height
 SW- Seat width
 W- Overall width

*Add 4" to overall width when ottomans are specified.
 **Ottomans 14" from ground when extended.



21111 CHAIR, WOOD ARM

W: 21.5"	D: 24.5"	H: 31"	SW: 19"	SD: 18.5"	SH: 18"	AH: 24.5"	WT: 39 lb.		
B/COM	C	D	E	F	G	H	I	J	
Zone 1:	1445	1472	1505	1541	1595	1649	1702	1756	1808
Zone 2:	1481	1508	1541	1577	1631	1685	1738	1792	1844
Zone 3:	1516	1543	1576	1612	1666	1720	1773	1827	1879
Zone 4:	1552	1579	1612	1648	1702	1756	1809	1863	1915

General Information:

COM: 1.5 yd. ♦
 WOOD SPECS: Oak, Maple
 MOIS. BARR: included
 CA TB133: +\$60

21112 LOVESEAT, WOOD ARM

W: 40.5"	D: 24.5"	H: 31"	SW: 38"	SD: 18.5"	SH: 18"	AH: 24.5"	WT: 45 lb.		
B/COM	C	D	E	F	G	H	I	J	
Zone 1:	2694	2739	2794	2854	2944	3034	3122	3212	3299
Zone 2:	2761	2806	2861	2921	3011	3101	3189	3279	3366
Zone 3:	2827	2872	2927	2987	3077	3167	3255	3345	3432
Zone 4:	2894	2939	2994	3054	3144	3234	3322	3412	3499

General Information:

COM: 2.5 yd. ♦
 WOOD SPECS: Oak, Maple
 MOIS. BARR: included
 CA TB133: +\$100

21113 SOFA, WOOD ARM

W: 59.5"	D: 24.5"	H: 31"	SW: 57"	SD: 18.5"	SH: 18"	AH: 24.5"	WT: 56 lb.		
B/COM	C	D	E	F	G	H	I	J	
Zone 1:	3778	3846	3928	4018	4153	4288	4419	4554	4686
Zone 2:	3871	3939	4021	4111	4246	4381	4512	4647	4779
Zone 3:	3965	4033	4115	4205	4340	4475	4606	4741	4873
Zone 4:	4058	4126	4208	4298	4433	4568	4699	4834	4966

General Information:

COM: 3.75 yd. ♦
 WOOD SPECS: Oak, Maple
 MOIS. BARR: included
 CA TB133: +\$150

21110-2T 2 SEAT TANDEM, WOOD ARM

W: 41.75"	D: 24.5"	H: 31"	SW: 19"	SD: 18.5"	SH: 18"	AH: 24.5"	WT: 51 lb.		
B/COM	C	D	E	F	G	H	I	J	
Zone 1:	2717	2762	2817	2877	2967	3057	3145	3235	3322
Zone 2:	2784	2829	2884	2944	3034	3124	3212	3302	3389
Zone 3:	2851	2896	2951	3011	3101	3191	3279	3369	3456
Zone 4:	2919	2964	3019	3079	3169	3259	3347	3437	3524

General Information:

COM: 2.5 yd. ♦
 WOOD SPECS: Oak, Maple
 MOIS. BARR: included
 CA TB133: +\$100

21110-3T 3 SEAT TANDEM, WOOD ARM

W: 62"	D: 24.5"	H: 31"	SW: 19"	SD: 18.5"	SH: 18"	AH: 24.5"	WT: 68 lb.		
B/COM	C	D	E	F	G	H	I	J	
Zone 1:	3917	3985	4067	4157	4292	4427	4558	4693	4825
Zone 2:	4014	4082	4164	4254	4389	4524	4655	4790	4922
Zone 3:	4111	4179	4261	4351	4486	4621	4752	4887	5019
Zone 4:	4207	4275	4357	4447	4582	4717	4848	4983	5115

General Information:

COM: 3.75 yd. ♦
 WOOD SPECS: Oak, Maple
 MOIS. BARR: included
 CA TB133: +\$150

21101-OT FOOTSTOOL, WOOD ARM

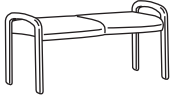
W: 24.5"	D: 18"	H: 9.5"	WT: 20 lb.						
B/COM	C	D	E	F	G	H	I	J	
Zone 1:	731	754	781	811	856	901	945	990	1034
Zone 2:	749	772	799	829	874	919	963	1008	1052
Zone 3:	767	790	817	847	892	937	981	1026	1070
Zone 4:	785	808	835	865	910	955	999	1044	1088

General Information:

COM: 1.25 yd. ♦
 WOOD SPECS: Oak, Maple
 MOIS. BARR: included
 CA TB133: +\$50

When ordering specify:
 Product number
 Fabric vendor, pattern and color
 Oak or maple wood
 Finish

Arc



21122 2 SEAT BENCH, WOOD ARM

W: 40.5"	D: 24.5"	H: 20.5"	SW: 38"	SD: 22.25"	SH: 18"	AH: 20.5"	WT: 39 lb.		
B/COM	C	D	E	F	G	H	I	J	
Zone 1:	1388	1420	1458	1500	1563	1626	1687	1750	1812
Zone 2:	1422	1454	1492	1534	1597	1660	1721	1784	1846
Zone 3:	1456	1488	1526	1568	1631	1694	1755	1818	1880
Zone 4:	1491	1523	1561	1603	1666	1729	1790	1853	1915

General Information:

COM: 1.75 yd. ♦
 WOOD SPECS: Oak, Maple
 MOIS. BARR: included
 CA TB133: +\$70

21123 3 SEAT BENCH, WOOD ARM

W: 59.5"	D: 24.5"	H: 20.5"	SW: 57"	SD: 22.25"	SH: 18"	AH: 20.5"	WT: 47 lb.		
B/COM	C	D	E	F	G	H	I	J	
Zone 1:	1875	1920	1975	2035	2125	2215	2303	2393	2480
Zone 2:	1921	1966	2021	2081	2171	2261	2349	2439	2526
Zone 3:	1967	2012	2067	2127	2217	2307	2395	2485	2572
Zone 4:	2013	2058	2113	2173	2263	2353	2441	2531	2618

General Information:

COM: 2.5 yd. ♦
 WOOD SPECS: Oak, Maple
 MOIS. BARR: included
 CA TB133: +\$100

21151 CHAIR, WOOD ARM, MID BACK



W: 21.5"	D: 25"	H: 37"	SW: 19"	SD: 18.5"	SH: 18"	AH: 24.5"	WT: 41 lb.		
B/COM	C	D	E	F	G	H	I	J	
Zone 1:	1557	1593	1637	1685	1757	1829	1899	1971	2041
Zone 2:	1595	1631	1675	1723	1795	1867	1937	2009	2079
Zone 3:	1634	1670	1714	1762	1834	1906	1976	2048	2118
Zone 4:	1672	1708	1752	1800	1872	1944	2014	2086	2156

General Information:

COM: 2 yd. ♦
 WOOD SPECS: Oak, Maple
 MOIS. BARR: included
 CA TB133: +\$80

21152 LOVESEAT, WOOD ARM, MID BACK

W: 40.5"	D: 25"	H: 37"	SW: 38"	SD: 18.5"	SH: 18"	AH: 24.5"	WT: 47 lb.		
B/COM	C	D	E	F	G	H	I	J	
Zone 1:	2907	2957	3017	3083	3182	3281	3377	3476	3573
Zone 2:	2979	3029	3089	3155	3254	3353	3449	3548	3645
Zone 3:	3051	3101	3161	3227	3326	3425	3521	3620	3717
Zone 4:	3123	3173	3233	3299	3398	3497	3593	3692	3789

General Information:

COM: 2.75 yd. ♦
 WOOD SPECS: Oak, Maple
 MOIS. BARR: included
 CA TB133: +\$110

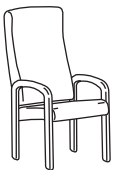
21153 LOVESEAT, WOOD ARM, MID BACK

W: 59.5"	D: 25"	H: 37"	SW: 57"	SD: 18.5"	SH: 18"	AH: 24.5"	WT: 58 lb.		
B/COM	C	D	E	F	G	H	I	J	
Zone 1:	4100	4181	4280	4388	4550	4712	4870	5032	5189
Zone 2:	4201	4282	4381	4489	4651	4813	4971	5133	5290
Zone 3:	4302	4383	4482	4590	4752	4914	5072	5234	5391
Zone 4:	4403	4484	4583	4691	4853	5015	5173	5335	5492

General Information:

COM: 4.5 yd. ♦
 WOOD SPECS: Oak, Maple
 MOIS. BARR: included
 CA TB133: +\$180

21171 PATIENT CHAIR, WOOD ARM, HIGH BACK



W: 21.5"	D: 25"	H: 42"	SW: 19"	SD: 18.5"	SH: 18"	AH: 24.5"	WT: 43 lb.		
B/COM	C	D	E	F	G	H	I	J	
Zone 1:	1659	1695	1739	1787	1859	1931	2001	2073	2143
Zone 2:	1700	1736	1780	1828	1900	1972	2042	2114	2184
Zone 3:	1741	1777	1821	1869	1941	2013	2083	2155	2225
Zone 4:	1782	1818	1862	1910	1982	2054	2124	2196	2266

General Information:

COM: 2 yd. ♦
 WOOD SPECS: Oak, Maple
 MOIS. BARR: included
 CA TB133: +\$80

- When ordering specify:
- Product number
 - Fabric vendor, pattern and color
 - Oak or maple wood
 - Finish

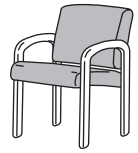
■ 21011-M 1 SEAT, MODULAR

W: –	D: 24.5"	H: 31"	SW: 19"	SD: 18.5"	SH: 18"	AH: –	WT: 27 lb.		
	B/COM	C	D	E	F	G	H	I	J
Zone 1:	882	909	942	978	1032	1086	1139	1193	1245
Zone 2:	904	931	964	1000	1054	1108	1161	1215	1267
Zone 3:	925	952	985	1021	1075	1129	1182	1236	1288
Zone 4:	947	974	1007	1043	1097	1151	1204	1258	1310

Shaded portion of the illustration indicates the product being described. Modular seating orders must include a layout to ensure proper configuration. **Arms MUST be ordered separately from seat and back cushions** - please note the product descriptions on this page.

General Information:

COM: 1.5 yd. ♦
WOOD SPECS: n/a
MOIS. BARR: included
CA TB133: +\$60



■ ■ 21012-M 2 SEAT, MODULAR

W: –	D: 24.5"	H: 31"	SW: 38"	SD: 18.5"	SH: 18"	AH: –	WT: 33 lb.		
	B/COM	C	D	E	F	G	H	I	J
Zone 1:	2191	2236	2291	2351	2441	2531	2619	2709	2796
Zone 2:	2245	2290	2345	2405	2495	2585	2673	2763	2850
Zone 3:	2299	2344	2399	2459	2549	2639	2727	2817	2904
Zone 4:	2353	2398	2453	2513	2603	2693	2781	2871	2958

Shaded portion of the illustration indicates the product being described. Modular seating orders must include a layout to ensure proper configuration. **Arms MUST be ordered separately from seat and back cushions** - please note the product descriptions on this page.

General Information:

COM: 2.5 yd. ♦
WOOD SPECS: n/a
MOIS. BARR: included
CA TB133: +\$100

■ ■ ■ 21013-M 3 SEAT, MODULAR

W: –	D: 24.5"	H: 31"	SW: 57"	SD: 18.5"	SH: 18"	AH: –	WT: 44 lb.		
	B/COM	C	D	E	F	G	H	I	J
Zone 1:	3330	3398	3480	3570	3705	3840	3971	4106	4238
Zone 2:	3412	3480	3562	3652	3787	3922	4053	4188	4320
Zone 3:	3494	3562	3644	3734	3869	4004	4135	4270	4402
Zone 4:	3576	3644	3726	3816	3951	4086	4217	4352	4484

Shaded portion of the illustration indicates the product being described. Modular seating orders must include a layout to ensure proper configuration. **Arms MUST be ordered separately from seat and back cushions** - please note the product descriptions on this page.

General Information:

COM: 3.75 yd. ♦
WOOD SPECS: n/a
MOIS. BARR: included
CA TB133: +\$150

21110-LA LEFT ARM, WOOD, MODULAR

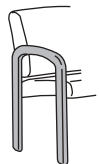
W: 1.25" D: 20.5" H: 24.5" WT: 6 lb.

Price by Shipping Zone				
Zone	1	2	3	4
	319	327	335	343

Shaded portion of the illustration indicates the product being described. Modular seating orders must include a layout to ensure proper configuration. **Seat and back cushions MUST be ordered separately from arms** - please note the product descriptions on this page.

General Information:

COM: n/a ♦
WOOD SPECS: Oak, Maple
MOIS. BARR: n/a
CA TB133: n/a



21110-RA RIGHT ARM, WOOD, MODULAR

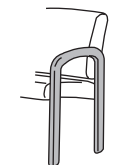
W: 1.25" D: 20.5" H: 24.5" WT: 6 lb.

Price by Shipping Zone				
Zone	1	2	3	4
	319	327	335	343

Shaded portion of the illustration indicates the product being described. Modular seating orders must include a layout to ensure proper configuration. **Seat and back cushions MUST be ordered separately from arms** - please note the product descriptions on this page.

General Information:

COM: n/a ♦
WOOD SPECS: Oak, Maple
MOIS. BARR: n/a
CA TB133: n/a



21110-CA CENTER ARM, WOOD, MODULAR

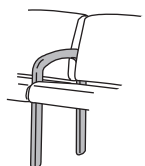
W: 1.25" D: 20.5" H: 24.5" WT: 6 lb.

Price by Shipping Zone				
Zone	1	2	3	4
	319	327	335	343

Shaded portion of the illustration indicates the product being described. Modular seating orders must include a layout to ensure proper configuration. **Seat and back cushions MUST be ordered separately from arms** - please note the product descriptions on this page.

General Information:

COM: n/a ♦
WOOD SPECS: Oak, Maple
MOIS. BARR: n/a
CA TB133: n/a



- When ordering specify:
- Product number
 - Fabric vendor, pattern and color
 - Oak or maple wood
 - Finish
 - Room layout

Arc large scale seating



21141 CHAIR, WOOD ARM

W: 23"	D: 25.25"	H: 31"	SW: 20"	SD: 19"	SH: 18"	AH: 24.5"	WT: 53 lb.		
	B/COM	C	D	E	F	G	H	I	J
Zone 1:	1765	1792	1825	1861	1915	1969	2022	2076	2128
Zone 2:	1809	1836	1869	1905	1959	2013	2066	2120	2172
Zone 3:	1852	1879	1912	1948	2002	2056	2109	2163	2215
Zone 4:	1896	1923	1956	1992	2046	2100	2153	2207	2259

General Information:

COM: 1.5 yd. ♦
 WOOD SPECS: Oak, Maple
 MOIS. BARR: included
 CA TB133: +\$60

21142 LOVESEAT, WOOD ARM

W: 43"	D: 25.25"	H: 31"	SW: 40"	SD: 19"	SH: 18"	AH: 24.5"	WT: 84 lb.		
	B/COM	C	D	E	F	G	H	I	J
Zone 1:	3251	3301	3361	3427	3526	3625	3721	3820	3917
Zone 2:	3331	3381	3441	3507	3606	3705	3801	3900	3997
Zone 3:	3412	3462	3522	3588	3687	3786	3882	3981	4078
Zone 4:	3492	3542	3602	3668	3767	3866	3962	4061	4158

General Information:

COM: 2.75 yd. ♦
 WOOD SPECS: Oak, Maple
 MOIS. BARR: included
 CA TB133: +\$110

21143 SOFA, WOOD ARM

W: 63"	D: 25.25"	H: 31"	SW: 60"	SD: 19"	SH: 18"	AH: 24.5"	WT: 122 lb.		
	B/COM	C	D	E	F	G	H	I	J
Zone 1:	4525	4597	4685	4781	4925	5069	5209	5353	5493
Zone 2:	4637	4709	4797	4893	5037	5181	5321	5465	5605
Zone 3:	4749	4821	4909	5005	5149	5293	5433	5577	5717
Zone 4:	4861	4933	5021	5117	5261	5405	5545	5689	5829

General Information:

COM: 4 yd. ♦
 WOOD SPECS: Oak, Maple
 MOIS. BARR: included
 CA TB133: +\$160

21140-2T 2 SEAT TANDEM

W: 43.75"	D: 25.25"	H: 31"	SW: 20"	SD: 19"	SH: 18"	AH: 24.5"	WT: 90 lb.		
	B/COM	C	D	E	F	G	H	I	J
Zone 1:	3362	3412	3472	3538	3637	3736	3832	3931	4028
Zone 2:	3445	3495	3555	3621	3720	3819	3915	4014	4111
Zone 3:	3528	3578	3638	3704	3803	3902	3998	4097	4194
Zone 4:	3612	3662	3722	3788	3887	3986	4082	4181	4278

General Information:

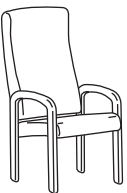
COM: 2.75 yd. ♦
 WOOD SPECS: Oak, Maple
 MOIS. BARR: included
 CA TB133: +\$110

21140-3T 3 SEAT TANDEM

W: 65"	D: 25.25"	H: 31"	SW: 20"	SD: 19"	SH: 18"	AH: 24.5"	WT: 134 lb.		
	B/COM	C	D	E	F	G	H	I	J
Zone 1:	4864	4936	5024	5120	5264	5408	5548	5692	5832
Zone 2:	4984	5056	5144	5240	5384	5528	5668	5812	5952
Zone 3:	5105	5177	5265	5361	5505	5649	5789	5933	6073
Zone 4:	5225	5297	5385	5481	5625	5769	5909	6053	6193

General Information:

COM: 4 yd. ♦
 WOOD SPECS: Oak, Maple
 MOIS. BARR: included
 CA TB133: +\$160



21181 PATIENT CHAIR, WOOD ARM, HIGH BACK

W: 23"	D: 25.75"	H: 44"	SW: 20"	SD: 19"	SH: 18"	AH: 24.5"	WT: 56 lb.		
	B/COM	C	D	E	F	G	H	I	J
Zone 1:	1976	2012	2056	2104	2176	2248	2318	2390	2460
Zone 2:	2025	2061	2105	2153	2225	2297	2367	2439	2509
Zone 3:	2074	2110	2154	2202	2274	2346	2416	2488	2558
Zone 4:	2122	2158	2202	2250	2322	2394	2464	2536	2606

General Information:

COM: 2 yd. ♦
 WOOD SPECS: Oak, Maple
 MOIS. BARR: included
 CA TB133: +\$80

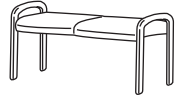
- When ordering specify:
- Product number
 - Fabric vendor, pattern and color
 - Oak or maple wood
 - Finish

21132 2 SEAT BENCH, WOOD ARM

W: 43"	D: 25"	H: 20"	SW: 40"	SD: 23.75"	SH: 18"	AH: 20.5"	WT: 53 lb.		
	B/COM	C	D	E	F	G	H	I	J
Zone 1:	1644	1676	1714	1756	1819	1882	1943	2006	2068
Zone 2:	1685	1717	1755	1797	1860	1923	1984	2047	2109
Zone 3:	1725	1757	1795	1837	1900	1963	2024	2087	2149
Zone 4:	1766	1798	1836	1878	1941	2004	2065	2128	2190

General Information:

COM: 1.75 yd. ♦
 WOOD SPECS: Oak, Maple
 MOIS. BARR: included
 CA TB133: +\$70



21133 3 SEAT BENCH, WOOD ARM

W: 63"	D: 25"	H: 20"	SW: 60"	SD: 23.75"	SH: 18"	AH: 20.5"	WT: 73 lb.		
	B/COM	C	D	E	F	G	H	I	J
Zone 1:	2224	2274	2334	2400	2499	2598	2694	2793	2890
Zone 2:	2279	2329	2389	2455	2554	2653	2749	2848	2945
Zone 3:	2334	2384	2444	2510	2609	2708	2804	2903	3000
Zone 4:	2388	2438	2498	2564	2663	2762	2858	2957	3054

General Information:

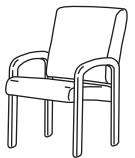
COM: 2.75 yd. ♦
 WOOD SPECS: Oak, Maple
 MOIS. BARR: included
 CA TB133: +\$110

21161 CHAIR, WOOD ARM, MID BACK

W: 23"	D: 25.75"	H: 36"	SW: 20"	SD: 19"	SH: 18"	AH: 24.5"	WT: 54 lb.		
	B/COM	C	D	E	F	G	H	I	J
Zone 1:	1876	1912	1956	2004	2076	2148	2218	2290	2360
Zone 2:	1922	1958	2002	2050	2122	2194	2264	2336	2406
Zone 3:	1969	2005	2049	2097	2169	2241	2311	2383	2453
Zone 4:	2015	2051	2095	2143	2215	2287	2357	2429	2499

General Information:

COM: 2 yd. ♦
 WOOD SPECS: Oak, Maple
 MOIS. BARR: included
 CA TB133: +\$80



21162 LOVESEAT, WOOD ARM, MID BACK

W: 43"	D: 25.75"	H: 36"	SW: 40"	SD: 19"	SH: 18"	AH: 24.5"	WT: 86 lb.		
	B/COM	C	D	E	F	G	H	I	J
Zone 1:	3458	3512	3578	3650	3758	3866	3971	4079	4184
Zone 2:	3544	3598	3664	3736	3844	3952	4057	4165	4270
Zone 3:	3629	3683	3749	3821	3929	4037	4142	4250	4355
Zone 4:	3715	3769	3835	3907	4015	4123	4228	4336	4441

General Information:

COM: 3 yd. ♦
 WOOD SPECS: Oak, Maple
 MOIS. BARR: included
 CA TB133: +\$120

21163 SOFA, WOOD ARM, MID BACK

W: 63"	D: 25.75"	H: 36"	SW: 60"	SD: 19"	SH: 18"	AH: 24.5"	WT: 125 lb.		
	B/COM	C	D	E	F	G	H	I	J
Zone 1:	4846	4927	5026	5134	5296	5458	5616	5778	5935
Zone 2:	4966	5047	5146	5254	5416	5578	5736	5898	6055
Zone 3:	5086	5167	5266	5374	5536	5698	5856	6018	6175
Zone 4:	5205	5286	5385	5493	5655	5817	5975	6137	6294

General Information:

COM: 4.5 yd. ♦
 WOOD SPECS: Oak, Maple
 MOIS. BARR: included
 CA TB133: +\$180

When ordering specify:
 Product number
 Fabric vendor, pattern and color
 Oak or maple wood
 Finish

Arc wallsaver and freestanding table



21741 PATIENT CHAIR, WALLSAVER WOOD ARM, LOW BACK

W: 23"	D: 28.5"	H: 31"	SW: 20"	SD: 19"	SH: 18"	AH: 24.5"	WT: 53 lb.		
	B/COM	C	D	E	F	G	H	I	J
Zone 1:	1820	1852	1890	1932	1995	2058	2119	2182	2244
Zone 2:	1865	1897	1935	1977	2040	2103	2164	2227	2289
Zone 3:	1910	1942	1980	2022	2085	2148	2209	2272	2334
Zone 4:	1955	1987	2025	2067	2130	2193	2254	2317	2379

General Information:

COM: 1.75 yd. ♦
 WOOD SPECS: Oak, Maple
 MOIS. BARR: included
 CA TB133: +\$70



21761 PATIENT CHAIR, WALLSAVER WOOD ARM, MID BACK

W: 23"	D: 28.5"	H: 36"	SW: 20"	SD: 19"	SH: 18"	AH: 24.5"	WT: 54 lb.		
	B/COM	C	D	E	F	G	H	I	J
Zone 1:	1921	1957	2001	2049	2121	2193	2263	2335	2405
Zone 2:	1968	2004	2048	2096	2168	2240	2310	2382	2452
Zone 3:	2016	2052	2096	2144	2216	2288	2358	2430	2500
Zone 4:	2063	2099	2143	2191	2263	2335	2405	2477	2547

General Information:

COM: 2 yd. ♦
 WOOD SPECS: Oak, Maple
 MOIS. BARR: included
 CA TB133: +\$80

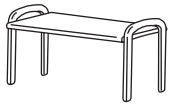


21781 PATIENT CHAIR, WALLSAVER WOOD ARM, HIGH BACK

W: 23"	D: 28.5"	H: 44"	SW: 20"	SD: 19"	SH: 18"	AH: 24.5"	WT: 56 lb.		
	B/COM	C	D	E	F	G	H	I	J
Zone 1:	2031	2072	2121	2175	2256	2337	2416	2497	2576
Zone 2:	2081	2122	2171	2225	2306	2387	2466	2547	2626
Zone 3:	2131	2172	2221	2275	2356	2437	2516	2597	2676
Zone 4:	2181	2222	2271	2325	2406	2487	2566	2647	2726

General Information:

COM: 2.25 yd. ♦
 WOOD SPECS: Oak, Maple
 MOIS. BARR: included
 CA TB133: +\$90



21110-FS TABLE, 16.75H 40.5W 20.25D

W: 40.5"	D: 20.25"	H: 16.75"	WT: 33 lb.						
Price by Shipping Zone									
	Zone	1	2	3	4				
		1202	1232	1262	1292				

General Information:

COM: n/a ♦
 WOOD SPECS: Oak, Maple
 MOIS. BARR: n/a
 CA TB133: n/a

- When ordering 21110-FS specify:
- Product number
 - Laminate
 - Oak or maple wood
 - Finish

- When ordering specify:
- Product number
 - Fabric vendor, pattern and color
 - Oak or maple wood
 - Finish



21041-M 1 SEAT, MODULAR

W: –	D: 25.25"	H: 31"	SW: 20"	SD: 19"	SH: 18"	AH: –	WT: 41 lb.		
	B/COM	C	D	E	F	G	H	I	J
Zone 1:	1170	1197	1230	1266	1320	1374	1427	1481	1533
Zone 2:	1199	1226	1259	1295	1349	1403	1456	1510	1562
Zone 3:	1228	1255	1288	1324	1378	1432	1485	1539	1591
Zone 4:	1256	1283	1316	1352	1406	1460	1513	1567	1619

Shaded portion of the illustration indicates the product being described. Modular seating orders must include a layout to ensure proper configuration. **Arms MUST be ordered separately from seat and back cushions** - please note the product descriptions on this page.

General Information:

COM: 1.5 yd. ♦
 WOOD SPECS: n/a
 MOIS. BARR: included
 CA TB133: +\$60

21042-M 2 SEAT, MODULAR

W: –	D: 25.25"	H: 31"	SW: 40"	SD: 19"	SH: 18"	AH: –	WT: 72 lb.		
	B/COM	C	D	E	F	G	H	I	J
Zone 1:	2730	2780	2840	2906	3005	3104	3200	3299	3396
Zone 2:	2797	2847	2907	2973	3072	3171	3267	3366	3463
Zone 3:	2865	2915	2975	3041	3140	3239	3335	3434	3531
Zone 4:	2932	2982	3042	3108	3207	3306	3402	3501	3598

Shaded portion of the illustration indicates the product being described. Modular seating orders must include a layout to ensure proper configuration. **Arms MUST be ordered separately from seat and back cushions** - please note the product descriptions on this page.

General Information:

COM: 2.75 yd. ♦
 WOOD SPECS: n/a
 MOIS. BARR: included
 CA TB133: +\$110

21043-M 3 SEAT, MODULAR

W: –	D: 25.25"	H: 31"	SW: 60"	SD: 19"	SH: 18"	AH: –	WT: 110 lb.		
	B/COM	C	D	E	F	G	H	I	J
Zone 1:	4074	4146	4234	4330	4474	4618	4758	4902	5042
Zone 2:	4175	4247	4335	4431	4575	4719	4859	5003	5143
Zone 3:	4275	4347	4435	4531	4675	4819	4959	5103	5243
Zone 4:	4376	4448	4536	4632	4776	4920	5060	5204	5344

Shaded portion of the illustration indicates the product being described. Modular seating orders must include a layout to ensure proper configuration. **Arms MUST be ordered separately from seat and back cushions** - please note the product descriptions on this page.

General Information:

COM: 4 yd. ♦
 WOOD SPECS: n/a
 MOIS. BARR: included
 CA TB133: +\$160

21140-LA LEFT ARM, WOOD, MODULAR

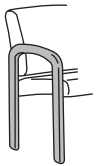
W: 1.25" D: 23" H: 24.5" WT: 6 lb.

Price by Shipping Zone				
Zone	1	2	3	4
	337	345	354	362

Shaded portion of the illustration indicates the product being described. Modular seating orders must include a layout to ensure proper configuration. **Seat and back cushions MUST be ordered separately from arms** - please note the product descriptions on this page.

General Information:

COM: n/a ♦
 WOOD SPECS: Oak, Maple
 MOIS. BARR: n/a
 CA TB133: n/a



21140-RA RIGHT ARM, WOOD, MODULAR

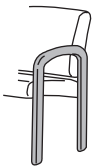
W: 1.25" D: 23" H: 24.5" WT: 6 lb.

Price by Shipping Zone				
Zone	1	2	3	4
	337	345	354	362

Shaded portion of the illustration indicates the product being described. Modular seating orders must include a layout to ensure proper configuration. **Seat and back cushions MUST be ordered separately from arms** - please note the product descriptions on this page.

General Information:

COM: n/a ♦
 WOOD SPECS: Oak, Maple
 MOIS. BARR: n/a
 CA TB133: n/a



21140-CA CENTER ARM, WOOD, MODULAR

W: 1.25" D: 23" H: 24.5" WT: 6 lb.

Price by Shipping Zone				
Zone	1	2	3	4
	337	345	354	362

Shaded portion of the illustration indicates the product being described. Modular seating orders must include a layout to ensure proper configuration. **Seat and back cushions MUST be ordered separately from arms** - please note the product descriptions on this page.

General Information:

COM: n/a ♦
 WOOD SPECS: Oak, Maple
 MOIS. BARR: n/a
 CA TB133: n/a



When ordering specify:
 Product number
 Fabric vendor, pattern and color
 Room layout

Arris



37211 CHAIR, UPHOLSTERED ARM, WOOD CAP

W: 26"	D: 26"	H: 31.25"	SW: 20"	SD: 20"	SH: 18.5"	AH: 25.5"	WT: 52 lb.		
	B/COM	C	D	E	F	G	H	I	J
Zone 1:	1748	1811	1888	1972	2098	2224	2347	2473	2595
Zone 2:	1791	1854	1931	2015	2141	2267	2390	2516	2638
Zone 3:	1833	1896	1973	2057	2183	2309	2432	2558	2680
Zone 4:	1876	1939	2016	2100	2226	2352	2475	2601	2723

General Information:

COM: 3.5 yd. ♦
 WOOD SPECS: Oak, Maple
 MOIS. BARR: included
 CA TB133: +\$140

37212 LOVESEAT, UPHOLSTERED ARM, WOOD CAP

W: 46"	D: 26"	H: 31.25"	SW: 40"	SD: 20"	SH: 18.5"	AH: 25.5"	WT: 73 lb.		
	B/COM	C	D	E	F	G	H	I	J
Zone 1:	2887	2973	3077	3191	3362	3533	3699	3870	4037
Zone 2:	2958	3044	3148	3262	3433	3604	3770	3941	4108
Zone 3:	3029	3115	3219	3333	3504	3675	3841	4012	4179
Zone 4:	3099	3185	3289	3403	3574	3745	3911	4082	4249

General Information:

COM: 4.75 yd. ♦
 WOOD SPECS: Oak, Maple
 MOIS. BARR: included
 CA TB133: +\$190

37213 SOFA, UPHOLSTERED ARM, WOOD CAP

W: 66"	D: 26"	H: 31.25"	SW: 60"	SD: 20"	SH: 18.5"	AH: 25.5"	WT: 100 lb.		
	B/COM	C	D	E	F	G	H	I	J
Zone 1:	4011	4115	4241	4379	4586	4793	4994	5201	5403
Zone 2:	4110	4214	4340	4478	4685	4892	5093	5300	5502
Zone 3:	4208	4312	4438	4576	4783	4990	5191	5398	5600
Zone 4:	4307	4411	4537	4675	4882	5089	5290	5497	5699

General Information:

COM: 5.75 yd. ♦
 WOOD SPECS: Oak, Maple
 MOIS. BARR: included
 CA TB133: +\$230

37292 LOVESEAT, UPHOLSTERED ARM, WOOD CAP, 1-PIECE BACK

W: 46"	D: 26"	H: 31.25"	SW: 40"	SD: 20"	SH: 18.5"	AH: 25.5"	WT: 73 lb.		
	B/COM	C	D	E	F	G	H	I	J
Zone 1:	2971	3052	3151	3259	3421	3583	3741	3903	4060
Zone 2:	3044	3125	3224	3332	3494	3656	3814	3976	4133
Zone 3:	3117	3198	3297	3405	3567	3729	3887	4049	4206
Zone 4:	3190	3271	3370	3478	3640	3802	3960	4122	4279

General Information:

COM: 4.5 yd. ♦
 WOOD SPECS: Oak, Maple
 MOIS. BARR: included
 CA TB133: +\$180

37293 SOFA, UPHOLSTERED ARM, WOOD CAP, 1-PIECE BACK

W: 66"	D: 26"	H: 33"	SW: 60"	SD: 20"	SH: 18.5"	AH: 25.5"	WT: 100 lb.		
	B/COM	C	D	E	F	G	H	I	J
Zone 1:	4107	4206	4327	4459	4657	4855	5048	5246	5438
Zone 2:	4208	4307	4428	4560	4758	4956	5149	5347	5539
Zone 3:	4309	4408	4529	4661	4859	5057	5250	5448	5640
Zone 4:	4410	4509	4630	4762	4960	5158	5351	5549	5741

General Information:


COM: 5.5 yd. ♦
 WOOD SPECS: Oak, Maple
 MOIS. BARR: included
 CA TB133: +\$220



Articulated fabric panel*

1-piece sofas are manufactured with an articulated middle back. Contrasting fabric panel on back and seat is available, refer to Fabric Zone details for more information. COM fabric requirements for contrasting panel is 2.75 yd.

- When ordering specify:
- Product number
 - Fabric vendor, pattern and color
 - Oak or maple wood
 - Finish



37210-2T 2 SEAT TANDEM, UPHOLSTERED ARM, WOOD CAP

W: 49"	D: 26"	H: 31.25"	SW: 20"	SD: 20"	SH: 18.5"	AH: 25.5"	WT: 87 lb.		
	B/COM	C	D	E	F	G	H	I	J
Zone 1:	3123	3227	3353	3491	3698	3905	4106	4313	4515
Zone 2:	3199	3303	3429	3567	3774	3981	4182	4389	4591
Zone 3:	3276	3380	3506	3644	3851	4058	4259	4466	4668
Zone 4:	3352	3456	3582	3720	3927	4134	4335	4542	4744

General Information:

COM: 5.75 yd. ♦
 WOOD SPECS: Oak, Maple
 MOIS. BARR: included
 CA TB133: +\$230

37210-3T 3 SEAT TANDEM, UPHOLSTERED ARM, WOOD CAP

W: 72"	D: 26"	H: 31.25"	SW: 20"	SD: 20"	SH: 18.5"	AH: 25.5"	WT: 128 lb.		
	B/COM	C	D	E	F	G	H	I	J
Zone 1:	4424	4573	4754	4952	5249	5546	5835	6132	6421
Zone 2:	4532	4681	4862	5060	5357	5654	5943	6240	6529
Zone 3:	4640	4789	4970	5168	5465	5762	6051	6348	6637
Zone 4:	4748	4897	5078	5276	5573	5870	6159	6456	6745

General Information:

COM: 8.25 yd. ♦
 WOOD SPECS: Oak, Maple
 MOIS. BARR: included
 CA TB133: +\$330

37411 CHAIR, WOOD ARM

W: 23.5"	D: 26"	H: 31.25"	SW: 20"	SD: 20"	SH: 18.5"	AH: 25"	WT: 32 lb.		
	B/COM	C	D	E	F	G	H	I	J
Zone 1:	1738	1770	1808	1850	1913	1976	2037	2100	2162
Zone 2:	1781	1813	1851	1893	1956	2019	2080	2143	2205
Zone 3:	1824	1856	1894	1936	1999	2062	2123	2186	2248
Zone 4:	1867	1899	1937	1979	2042	2105	2166	2229	2291

General Information:

COM: 1.75 yd. ♦
 WOOD SPECS: Oak, Maple
 MOIS. BARR: included
 CA TB133: +\$70



37412 LOVESEAT, WOOD ARM

W: 43.5"	D: 26"	H: 31.25"	SW: 40"	SD: 20"	SH: 18.5"	AH: 25"	WT: 55 lb.		
	B/COM	C	D	E	F	G	H	I	J
Zone 1:	2881	2935	3001	3073	3181	3289	3394	3502	3607
Zone 2:	2952	3006	3072	3144	3252	3360	3465	3573	3678
Zone 3:	3023	3077	3143	3215	3323	3431	3536	3644	3749
Zone 4:	3094	3148	3214	3286	3394	3502	3607	3715	3820

General Information:

COM: 3 yd. ♦
 WOOD SPECS: Oak, Maple
 MOIS. BARR: included
 CA TB133: +\$120

37413 SOFA, WOOD ARM

W: 63.5"	D: 26"	H: 31.25"	SW: 60"	SD: 20"	SH: 18.5"	AH: 25"	WT: 82 lb.		
	B/COM	C	D	E	F	G	H	I	J
Zone 1:	4007	4084	4177	4279	4432	4585	4734	4887	5036
Zone 2:	4106	4183	4276	4378	4531	4684	4833	4986	5135
Zone 3:	4205	4282	4375	4477	4630	4783	4932	5085	5234
Zone 4:	4304	4381	4474	4576	4729	4882	5031	5184	5333

General Information:

COM: 4.25 yd. ♦
 WOOD SPECS: Oak, Maple
 MOIS. BARR: included
 CA TB133: +\$170

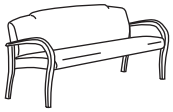
When ordering specify:
 Product number
 Fabric vendor, pattern and color
 Oak or maple wood
 Finish

37492 LOVESEAT, WOOD ARM, 1-PIECE BACK

W: 43.5"	D: 26"	H: 31.25"	SW: 40"	SD: 20"	SH: 18.5"	AH: 25"	WT: 55 lb.		
	B/COM	C	D	E	F	G	H	I	J
Zone 1:	2968	3018	3078	3144	3243	3342	3438	3537	3634
Zone 2:	3041	3091	3151	3217	3316	3415	3511	3610	3707
Zone 3:	3115	3165	3225	3291	3390	3489	3585	3684	3781
Zone 4:	3188	3238	3298	3364	3463	3562	3658	3757	3854

General Information:

COM: 2.75 yd. ♦
 WOOD SPECS: Oak, Maple
 MOIS. BARR: included
 CA TB133: +\$110



Articulated fabric panel*

37493 SOFA, WOOD ARM, 1-PIECE BACK

W: 63.5"	D: 26"	H: 33"	SW: 60"	SD: 20"	SH: 18.5"	AH: 25"	WT: 82 lb.		
	B/COM	C	D	E	F	G	H	I	J
Zone 1:	4091	4154	4231	4315	4441	4567	4690	4816	4938
Zone 2:	4192	4255	4332	4416	4542	4668	4791	4917	5039
Zone 3:	4293	4356	4433	4517	4643	4769	4892	5018	5140
Zone 4:	4395	4458	4535	4619	4745	4871	4994	5120	5242

General Information:

COM: 3.5 yd. ♦
 WOOD SPECS: Oak, Maple
 MOIS. BARR: included
 CA TB133: +\$140

1-piece sofas are manufactured with an articulated middle back. Contrasting fabric panel on back and seat is available, refer to Fabric Zone details for more information. COM fabric requirements for contrasting panel is 2.75 yd.

37410-2T 2 SEAT TANDEM, WOOD ARM

W: 45.25"	D: 26"	H: 31.25"	SW: 20"	SD: 20"	SH: 18.5"	AH: 25"	WT: 60 lb.		
	B/COM	C	D	E	F	G	H	I	J
Zone 1:	3127	3186	3257	3335	3452	3569	3683	3800	3914
Zone 2:	3204	3263	3334	3412	3529	3646	3760	3877	3991
Zone 3:	3281	3340	3411	3489	3606	3723	3837	3954	4068
Zone 4:	3359	3418	3489	3567	3684	3801	3915	4032	4146

General Information:

COM: 3.25 yd. ♦
 WOOD SPECS: Oak, Maple
 MOIS. BARR: included
 CA TB133: +\$130

37410-3T 3 SEAT TANDEM, WOOD ARM

W: 67"	D: 26"	H: 31.25"	SW: 20"	SD: 20"	SH: 18.5"	AH: 25"	WT: 92 lb.		
	B/COM	C	D	E	F	G	H	I	J
Zone 1:	4427	4508	4607	4715	4877	5039	5197	5359	5516
Zone 2:	4536	4617	4716	4824	4986	5148	5306	5468	5625
Zone 3:	4646	4727	4826	4934	5096	5258	5416	5578	5735
Zone 4:	4755	4836	4935	5043	5205	5367	5525	5687	5844

General Information:

COM: 4.5 yd. ♦
 WOOD SPECS: Oak, Maple
 MOIS. BARR: included
 CA TB133: +\$180

- When ordering specify:
- Product number
 - Fabric vendor, pattern and color
 - Oak or maple wood
 - Finish

37711 CHAIR, WALLSAVER WOOD ARM

W: 23.5"	D: 28"	H: 31.25"	SW: 20"	SD: 20"	SH: 18.5"	AH: 25"	WT: 32 lb.		
	B/COM	C	D	E	F	G	H	I	J
Zone 1:	1823	1855	1893	1935	1998	2061	2122	2185	2247
Zone 2:	1868	1900	1938	1980	2043	2106	2167	2230	2292
Zone 3:	1913	1945	1983	2025	2088	2151	2212	2275	2337
Zone 4:	1958	1990	2028	2070	2133	2196	2257	2320	2382

General Information:

COM: 1.75 yd. ♦
 WOOD SPECS: Oak, Maple
 MOIS. BARR: included
 CA TB133: +\$70




37771 PATIENT CHAIR, WALLSAVER WOOD ARM, HIGH BACK

W: 23.5"	D: 28"	H: 40.5"	SW: 20"	SD: 20"	SH: 18.5"	AH: 25"	WT: 40 lb.		
	B/COM	C	D	E	F	G	H	I	J
Zone 1:	1915	1956	2005	2059	2140	2221	2300	2381	2460
Zone 2:	1962	2003	2052	2106	2187	2268	2347	2428	2507
Zone 3:	2009	2050	2099	2153	2234	2315	2394	2475	2554
Zone 4:	2057	2098	2147	2201	2282	2363	2442	2523	2602

General Information:

COM: 2.25 yd. ♦
 WOOD SPECS: Oak, Maple
 MOIS. BARR: included
 CA TB133: +\$90



37401-OT FOOTSTOOL, WOOD ARM

W: 18.5"	D: 18"	H: 11.5"	WT: 12 lb.						
	B/COM	C	D	E	F	G	H	I	J
Zone 1:	874	897	924	954	999	1044	1088	1133	1177
Zone 2:	895	918	945	975	1020	1065	1109	1154	1198
Zone 3:	917	940	967	997	1042	1087	1131	1176	1220
Zone 4:	938	961	988	1018	1063	1108	1152	1197	1241

General Information:

COM: 1.25 yd. ♦
 WOOD SPECS: Oak, Maple
 MOIS. BARR: included
 CA TB133: +\$50



When ordering specify:
 Product number
 Fabric vendor, pattern and color
 Oak or maple wood
 Finish

Arris modular seats



37111-M 1 SEAT, FOR WOOD CAP ARMS, MODULAR									
W: –	D: 26"	H: 31.25"	SW: 20"	SD: 20"	SH: 18.5"	AH: –	WT: 23 lb.		
	B/COM	C	D	E	F	G	H	I	J
Zone 1:	800	832	870	912	975	1038	1099	1162	1224
Zone 2:	819	851	889	931	994	1057	1118	1181	1243
Zone 3:	839	871	909	951	1014	1077	1138	1201	1263
Zone 4:	858	890	928	970	1033	1096	1157	1220	1282

Shaded portion of the illustration indicates the product being described. Modular seating orders must include a layout to ensure proper configuration. **Arms MUST be ordered separately from seat and back cushions** - please note the product descriptions on this page.

General Information:

COM: 1.75 yd. ♦
WOOD SPECS: n/a
MOIS. BARR: included
CA TB133: +\$70

37112-M 2 SEAT, FOR WOOD CAP ARMS, MODULAR									
W: –	D: 26"	H: 31.25"	SW: 40"	SD: 20"	SH: 18.5"	AH: –	WT: 46 lb.		
	B/COM	C	D	E	F	G	H	I	J
Zone 1:	1998	2052	2118	2190	2298	2406	2511	2619	2724
Zone 2:	2047	2101	2167	2239	2347	2455	2560	2668	2773
Zone 3:	2096	2150	2216	2288	2396	2504	2609	2717	2822
Zone 4:	2145	2199	2265	2337	2445	2553	2658	2766	2871

Shaded portion of the illustration indicates the product being described. Modular seating orders must include a layout to ensure proper configuration. **Arms MUST be ordered separately from seat and back cushions** - please note the product descriptions on this page.

General Information:

COM: 3 yd. ♦
WOOD SPECS: n/a
MOIS. BARR: included
CA TB133: +\$120

37113-M 3 SEAT, FOR WOOD CAP ARMS, MODULAR									
W: –	D: 26"	H: 31.25"	SW: 60"	SD: 20"	SH: 18.5"	AH: –	WT: 73 lb.		
	B/COM	C	D	E	F	G	H	I	J
Zone 1:	3182	3259	3352	3454	3607	3760	3909	4062	4211
Zone 2:	3260	3337	3430	3532	3685	3838	3987	4140	4289
Zone 3:	3339	3416	3509	3611	3764	3917	4066	4219	4368
Zone 4:	3417	3494	3587	3689	3842	3995	4144	4297	4446

Shaded portion of the illustration indicates the product being described. Modular seating orders must include a layout to ensure proper configuration. **Arms MUST be ordered separately from seat and back cushions** - please note the product descriptions on this page.

General Information:

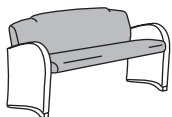
COM: 4.25 yd. ♦
WOOD SPECS: n/a
MOIS. BARR: included
CA TB133: +\$170

37192-M 2 SEAT, 1-PIECE BACK, FOR WOOD CAP ARMS, MODULAR									
W: –	D: 26"	H: 31.25"	SW: 40"	SD: 20"	SH: 18.5"	AH: –	WT: 46 lb.		
	B/COM	C	D	E	F	G	H	I	J
Zone 1:	2079	2124	2179	2239	2329	2419	2507	2597	2684
Zone 2:	2130	2175	2230	2290	2380	2470	2558	2648	2735
Zone 3:	2181	2226	2281	2341	2431	2521	2609	2699	2786
Zone 4:	2233	2278	2333	2393	2483	2573	2661	2751	2838

Shaded portion of the illustration indicates the product being described. Modular seating orders must include a layout to ensure proper configuration. **Arms MUST be ordered separately from seat and back cushions** - please note the product descriptions on this page.

General Information:

COM: 2.5 yd. ♦
WOOD SPECS: n/a
MOIS. BARR: included
CA TB133: +\$100



37193-M 3 SEAT, 1-PIECE BACK, FOR WOOD CAP ARMS, MODULAR									
W: –	D: 26"	H: 33"	SW: 60"	SD: 20"	SH: 18.5"	AH: –	WT: 73 lb.		
	B/COM	C	D	E	F	G	H	I	J
Zone 1:	3265	3333	3415	3505	3640	3775	3906	4041	4173
Zone 2:	3345	3413	3495	3585	3720	3855	3986	4121	4253
Zone 3:	3426	3494	3576	3666	3801	3936	4067	4202	4334
Zone 4:	3507	3575	3657	3747	3882	4017	4148	4283	4415

Shaded portion of the illustration indicates the product being described. Modular seating orders must include a layout to ensure proper configuration. **Arms MUST be ordered separately from seat and back cushions** - please note the product descriptions on this page. 1-piece sofas are manufactured with an articulated middle back. Contrasting fabric panel on back and seat is available, refer to Fabric Zone details for more information. COM fabric requirements for contrasting panel is 2.75 yd.

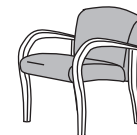
General Information:

COM: 3.75 yd. ♦
WOOD SPECS: n/a
MOIS. BARR: included
CA TB133: +\$150



Articulated fabric panel*

- When ordering specify:
- Product number
 - Fabric vendor, pattern and color
 - Room layout



37411-M 1 SEAT, FOR WOOD ARMS, MODULAR

W: –	D: 26"	H: 31.25"	SW: 20"	SD: 20"	SH: 18.5"	AH: –	WT: 23 lb.		
	B/COM	C	D	E	F	G	H	I	J
Zone 1:	800	832	870	912	975	1038	1099	1162	1224
Zone 2:	819	851	889	931	994	1057	1118	1181	1243
Zone 3:	839	871	909	951	1014	1077	1138	1201	1263
Zone 4:	858	890	928	970	1033	1096	1157	1220	1282

Shaded portion of the illustration indicates the product being described. Modular seating orders must include a layout to ensure proper configuration. **Arms MUST be ordered separately from seat and back cushions** - please note the product descriptions on this page.

General Information:

COM: 1.75 yd. ♦
 WOOD SPECS: n/a
 MOIS. BARR: included
 CA TB133: +\$70

37412-M 2 SEAT, FOR WOOD ARMS, MODULAR

W: –	D: 26"	H: 31.25"	SW: 40"	SD: 20"	SH: 18.5"	AH: –	WT: 46 lb.		
	B/COM	C	D	E	F	G	H	I	J
Zone 1:	1998	2052	2118	2190	2298	2406	2511	2619	2724
Zone 2:	2047	2101	2167	2239	2347	2455	2560	2668	2773
Zone 3:	2096	2150	2216	2288	2396	2504	2609	2717	2822
Zone 4:	2145	2199	2265	2337	2445	2553	2658	2766	2871

Shaded portion of the illustration indicates the product being described. Modular seating orders must include a layout to ensure proper configuration. **Arms MUST be ordered separately from seat and back cushions** - please note the product descriptions on this page.

General Information:

COM: 3 yd. ♦
 WOOD SPECS: n/a
 MOIS. BARR: included
 CA TB133: +\$120

37413-M 3 SEAT, FOR WOOD ARMS, MODULAR

W: –	D: 26"	H: 31.25"	SW: 60"	SD: 20"	SH: 18.5"	AH: –	WT: 73 lb.		
	B/COM	C	D	E	F	G	H	I	J
Zone 1:	3182	3259	3352	3454	3607	3760	3909	4062	4211
Zone 2:	3260	3337	3430	3532	3685	3838	3987	4140	4289
Zone 3:	3339	3416	3509	3611	3764	3917	4066	4219	4368
Zone 4:	3417	3494	3587	3689	3842	3995	4144	4297	4446

Shaded portion of the illustration indicates the product being described. Modular seating orders must include a layout to ensure proper configuration. **Arms MUST be ordered separately from seat and back cushions** - please note the product descriptions on this page.

General Information:

COM: 4.25 yd. ♦
 WOOD SPECS: n/a
 MOIS. BARR: included
 CA TB133: +\$170

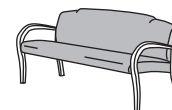
37492-M 2 SEAT, 1-PIECE BACK, FOR WOOD ARMS, MODULAR

W: –	D: 26"	H: 31.25"	SW: 40"	SD: 20"	SH: 18.5"	AH: –	WT: 46 lb.		
	B/COM	C	D	E	F	G	H	I	J
Zone 1:	2082	2132	2192	2258	2357	2456	2552	2651	2748
Zone 2:	2133	2183	2243	2309	2408	2507	2603	2702	2799
Zone 3:	2184	2234	2294	2360	2459	2558	2654	2753	2850
Zone 4:	2236	2286	2346	2412	2511	2610	2706	2805	2902

Shaded portion of the illustration indicates the product being described. Modular seating orders must include a layout to ensure proper configuration. **Arms MUST be ordered separately from seat and back cushions** - please note the product descriptions on this page.

General Information:

COM: 2.75 yd. ♦
 WOOD SPECS: n/a
 MOIS. BARR: included
 CA TB133: +\$110



37493-M 3 SEAT, 1-PIECE BACK, FOR WOOD ARMS, MODULAR

W: –	D: 26"	H: 33"	SW: 60"	SD: 20"	SH: 18.5"	AH: –	WT: 73 lb.		
	B/COM	C	D	E	F	G	H	I	J
Zone 1:	3262	3325	3402	3486	3612	3738	3861	3987	4109
Zone 2:	3342	3405	3482	3566	3692	3818	3941	4067	4189
Zone 3:	3423	3486	3563	3647	3773	3899	4022	4148	4270
Zone 4:	3504	3567	3644	3728	3854	3980	4103	4229	4351

Shaded portion of the illustration indicates the product being described. Modular seating orders must include a layout to ensure proper configuration. **Arms MUST be ordered separately from seat and back cushions** - please note the product descriptions on this page. 1-piece sofas are manufactured with an articulated middle back. Contrasting fabric panel on back and seat is available, refer to Fabric Zone details for more information. COM fabric requirements for contrasting panel is 2.75 yd.

General Information:

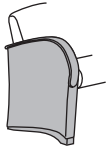
COM: 3.5 yd. ♦
 WOOD SPECS: n/a
 MOIS. BARR: included
 CA TB133: +\$140



Articulated fabric panel*

- When ordering specify:
- Product number
 - Fabric vendor, pattern and color
 - Room layout

Arris modular arms



37210-LA LEFT ARM, UPHOLSTERED ARM, WOOD CAP, MODULAR

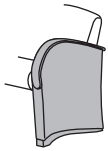
W: 3" D: 25.25" H: 25.5" WT: 14 lb.

	B/COM	C	D	E	F	G	H	I	J
Zone 1:	521	553	591	633	696	759	820	883	945
Zone 2:	533	565	603	645	708	771	832	895	957
Zone 3:	546	578	616	658	721	784	845	908	970
Zone 4:	559	591	629	671	734	797	858	921	983

Shaded portion of the illustration indicates the product being described. Modular seating orders must include a layout to ensure proper configuration. **Seat and back cushions MUST be ordered separately from arms** - please note the product descriptions on this page.

General Information:

COM: 1.75 yd. ♦
WOOD SPECS: Oak, Maple
MOIS. BARR: included
CA TB133: +\$70



37210-RA RIGHT ARM, UPHOLSTERED ARM, WOOD CAP, MODULAR

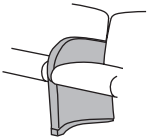
W: 3" D: 25.25" H: 25.5" WT: 14 lb.

	B/COM	C	D	E	F	G	H	I	J
Zone 1:	521	553	591	633	696	759	820	883	945
Zone 2:	533	565	603	645	708	771	832	895	957
Zone 3:	546	578	616	658	721	784	845	908	970
Zone 4:	559	591	629	671	734	797	858	921	983

Shaded portion of the illustration indicates the product being described. Modular seating orders must include a layout to ensure proper configuration. **Seat and back cushions MUST be ordered separately from arms** - please note the product descriptions on this page.

General Information:

COM: 1.75 yd. ♦
WOOD SPECS: Oak, Maple
MOIS. BARR: included
CA TB133: +\$70



37210-CA CENTER ARM, UPHOLSTERED ARM, WOOD CAP, MODULAR

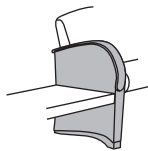
W: 3" D: 25.25" H: 25.5" WT: 14 lb.

	B/COM	C	D	E	F	G	H	I	J
Zone 1:	521	553	591	633	696	759	820	883	945
Zone 2:	533	565	603	645	708	771	832	895	957
Zone 3:	546	578	616	658	721	784	845	908	970
Zone 4:	559	591	629	671	734	797	858	921	983

Shaded portion of the illustration indicates the product being described. Modular seating orders must include a layout to ensure proper configuration. **Seat and back cushions MUST be ordered separately from arms** - please note the product descriptions on this page.

General Information:

COM: 1.75 yd. ♦
WOOD SPECS: Oak, Maple
MOIS. BARR: included
CA TB133: +\$70



37210-LT LEFT ARM TO TABLE, UPHOLSTERED ARM, WOOD CAP, MODULAR

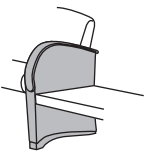
W: 3" D: 25.25" H: 25.5" WT: 14 lb.

	B/COM	C	D	E	F	G	H	I	J
Zone 1:	521	553	591	633	696	759	820	883	945
Zone 2:	533	565	603	645	708	771	832	895	957
Zone 3:	546	578	616	658	721	784	845	908	970
Zone 4:	559	591	629	671	734	797	858	921	983

Shaded portion of the illustration indicates the product being described. Modular seating orders must include a layout to ensure proper configuration. **Seat and back cushions MUST be ordered separately from arms** - please note the product descriptions on this page.

General Information:

COM: 1.75 yd. ♦
WOOD SPECS: Oak, Maple
MOIS. BARR: included
CA TB133: +\$70



37210-RT RIGHT ARM TO TABLE, UPHOLSTERED ARM, WOOD CAP, MODULAR

W: 3" D: 25.25" H: 25.5" WT: 14 lb.

	B/COM	C	D	E	F	G	H	I	J
Zone 1:	521	553	591	633	696	759	820	883	945
Zone 2:	533	565	603	645	708	771	832	895	957
Zone 3:	546	578	616	658	721	784	845	908	970
Zone 4:	559	591	629	671	734	797	858	921	983

Shaded portion of the illustration indicates the product being described. Modular seating orders must include a layout to ensure proper configuration. **Seat and back cushions MUST be ordered separately from arms** - please note the product descriptions on this page.

General Information:

COM: 1.75 yd. ♦
WOOD SPECS: Oak, Maple
MOIS. BARR: included
CA TB133: +\$70

When ordering specify:

- Product number
- Oak or maple wood
- Finish
- Room layout

37410-LA LEFT ARM, WOOD, MODULAR

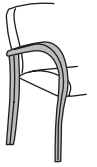
W: 1.75" D: 25.25" H: 25" WT: 5 lb.

Price by Shipping Zone				
Zone	1	2	3	4
	512	525	538	550

Shaded portion of the illustration indicates the product being described. Modular seating orders must include a layout to ensure proper configuration. **Seat and back cushions MUST be ordered separately from arms** - please note the product descriptions on this page.

General Information:

COM: n/a ♦
 WOOD SPECS: Oak, Maple
 MOIS. BARR: n/a
 CA TB133: n/a



37410-RA RIGHT ARM, WOOD, MODULAR

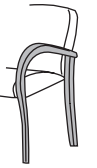
W: 1.75" D: 25.25" H: 25" WT: 5 lb.

Price by Shipping Zone				
Zone	1	2	3	4
	512	525	538	550

Shaded portion of the illustration indicates the product being described. Modular seating orders must include a layout to ensure proper configuration. **Seat and back cushions MUST be ordered separately from arms** - please note the product descriptions on this page.

General Information:

COM: n/a ♦
 WOOD SPECS: Oak, Maple
 MOIS. BARR: n/a
 CA TB133: n/a



37410-CA CENTER ARM, WOOD, MODULAR

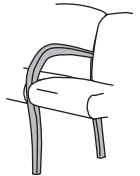
W: 1.75" D: 25.25" H: 25" WT: 5 lb.

Price by Shipping Zone				
Zone	1	2	3	4
	512	525	538	550

Shaded portion of the illustration indicates the product being described. Modular seating orders must include a layout to ensure proper configuration. **Seat and back cushions MUST be ordered separately from arms** - please note the product descriptions on this page.

General Information:

COM: n/a ♦
 WOOD SPECS: Oak, Maple
 MOIS. BARR: n/a
 CA TB133: n/a



37410-LT LEFT ARM TO TABLE, WOOD, MODULAR

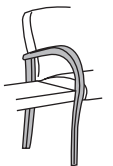
W: 1.75" D: 25.25" H: 25" WT: 5 lb.

Price by Shipping Zone				
Zone	1	2	3	4
	512	525	538	550

Shaded portion of the illustration indicates the product being described. Modular seating orders must include a layout to ensure proper configuration. **Seat and back cushions MUST be ordered separately from arms** - please note the product descriptions on this page.

General Information:

COM: n/a ♦
 WOOD SPECS: Oak, Maple
 MOIS. BARR: n/a
 CA TB133: n/a



37410-RT RIGHT ARM TO TABLE, WOOD, MODULAR

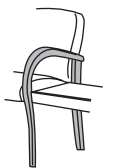
W: 1.75" D: 25.25" H: 25" WT: 5 lb.

Price by Shipping Zone				
Zone	1	2	3	4
	512	525	538	550

Shaded portion of the illustration indicates the product being described. Modular seating orders must include a layout to ensure proper configuration. **Seat and back cushions MUST be ordered separately from arms** - please note the product descriptions on this page.


General Information:

COM: n/a ♦
 WOOD SPECS: Oak, Maple
 MOIS. BARR: n/a
 CA TB133: n/a



When ordering specify:
 Product number
 Oak or maple wood
 Finish
 Room layout

Arris modular tables



37100-ST SPANNER TABLE, FOR WOOD CAP ARMS, MODULAR


W: 20" D: 17.25" H: 16" WT: 14 lb.

Price by Shipping Zone				
Zone	1	2	3	4
	650	666	682	699

Shaded portion of the illustration indicates the product being described. Modular seating orders must include a layout to ensure proper configuration.

General Information:

COM: n/a ♦
WOOD SPECS: Oak, Maple
MOIS. BARR: n/a
CA TB133: n/a



37400-ST SPANNER TABLE, FOR WOOD ARMS, MODULAR

W: 18.25" D: 17.25" H: 16" WT: 14 lb.

Price by Shipping Zone				
Zone	1	2	3	4
	650	666	682	699

Shaded portion of the illustration indicates the product being described. Modular seating orders must include a layout to ensure proper configuration.

General Information:

COM: n/a ♦
WOOD SPECS: Oak, Maple
MOIS. BARR: n/a
CA TB133: n/a



37100-LET LEFT END TABLE, FOR WOOD CAP ARMS, MODULAR


W: 20" D: 17.25" H: 17.25" WT: 15 lb.

Price by Shipping Zone				
Zone	1	2	3	4
	1303	1336	1368	1401

Shaded portion of the illustration indicates the product being described. Modular seating orders must include a layout to ensure proper configuration.

General Information:

COM: n/a ♦
WOOD SPECS: Oak, Maple
MOIS. BARR: n/a
CA TB133: n/a



37400-LET LEFT END TABLE, FOR WOOD ARMS, MODULAR

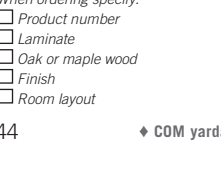
W: 18.25" D: 17.25" H: 17.25" WT: 15 lb.

Price by Shipping Zone				
Zone	1	2	3	4
	1303	1336	1368	1401

Shaded portion of the illustration indicates the product being described. Modular seating orders must include a layout to ensure proper configuration.

General Information:

COM: n/a ♦
WOOD SPECS: Oak, Maple
MOIS. BARR: n/a
CA TB133: n/a



37100-RET RIGHT END TABLE, FOR WOOD CAP ARMS, MODULAR


W: 20" D: 17.25" H: 16" WT: 15 lb.

Price by Shipping Zone				
Zone	1	2	3	4
	1303	1336	1368	1401

Shaded portion of the illustration indicates the product being described. Modular seating orders must include a layout to ensure proper configuration.

General Information:

COM: n/a ♦
WOOD SPECS: Oak, Maple
MOIS. BARR: n/a
CA TB133: n/a



37400-RET RIGHT END TABLE, FOR WOOD ARMS, MODULAR

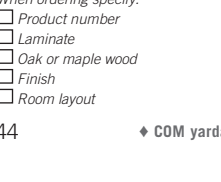
W: 18.25" D: 17.25" H: 16" WT: 15 lb.

Price by Shipping Zone				
Zone	1	2	3	4
	1303	1336	1368	1401

Shaded portion of the illustration indicates the product being described. Modular seating orders must include a layout to ensure proper configuration.

General Information:

COM: n/a ♦
WOOD SPECS: Oak, Maple
MOIS. BARR: n/a
CA TB133: n/a



37100-CT CORNER TABLE, FOR WOOD CAP ARMS, MODULAR

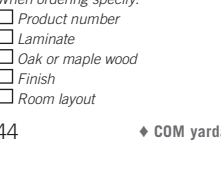
W: 37.5" D: 20" H: 16" WT: 17 lb.

Price by Shipping Zone				
Zone	1	2	3	4
	993	1018	1043	1067

Shaded portion of the illustration indicates the product being described. Modular seating orders must include a layout to ensure proper configuration.

General Information:

COM: n/a ♦
WOOD SPECS: Oak, Maple
MOIS. BARR: n/a
CA TB133: n/a



37400-CT CORNER TABLE, FOR WOOD ARMS, MODULAR

W: 37.5" D: 20" H: 16" WT: 17 lb.

Price by Shipping Zone				
Zone	1	2	3	4
	993	1018	1043	1067

Shaded portion of the illustration indicates the product being described. Modular seating orders must include a layout to ensure proper configuration.

General Information:

COM: n/a ♦
WOOD SPECS: Oak, Maple
MOIS. BARR: n/a
CA TB133: n/a

When ordering specify:

- Product number
- Laminate
- Oak or maple wood
- Finish
- Room layout

free standing tables **Arris**

37-212020 END TABLE, 21H 20W 20D

W: 20" D: 20" H: 21" WT: 19 lb.

Price by Shipping Zone				
Zone	1	2	3	4
	1616	1656	1697	1737

General Information:

COM: n/a ♦
 WOOD SPECS: Oak, Maple
 MOIS. BARR: n/a
 CA TB133: n/a



37-162040 COFFEE TABLE, 16H 20W 40D

W: 40" D: 20" H: 16" WT: 30 lb.

Price by Shipping Zone				
Zone	1	2	3	4
	1928	1976	2024	2073

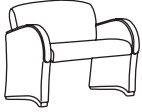
General Information:

COM: n/a ♦
 WOOD SPECS: Oak, Maple
 MOIS. BARR: n/a
 CA TB133: n/a



When ordering specify:
 Product number
 Laminate
 Oak or maple wood
 Finish

Arris bariatric



37211B30 BARIATRIC CHAIR, 30" SEAT, UPHOLSTERED ARM, WOOD CAP

W: 36"	D: 26"	H: 31.25"	SW: 30"	SD: 20"	SH: 18.5"	AH: 25.5"	WT: 69 lb.		
	B/COM	C	D	E	F	G	H	I	J
Zone 1:	2528	2600	2688	2784	2928	3072	3212	3356	3496
Zone 2:	2590	2662	2750	2846	2990	3134	3274	3418	3558
Zone 3:	2652	2724	2812	2908	3052	3196	3336	3480	3620
Zone 4:	2714	2786	2874	2970	3114	3258	3398	3542	3682

General Information:

COM: 4 yd. ♦
 WOOD SPECS: Oak, Maple
 MOIS. BARR: included
 CA TB133: +\$160

37211B40 BARIATRIC LOVESEAT, 40" SEAT, UPHOLSTERED ARM, WOOD CAP

W: 46"	D: 26"	H: 31.25"	SW: 40"	SD: 20"	SH: 18.5"	AH: 25.5"	WT: 78 lb.		
	B/COM	C	D	E	F	G	H	I	J
Zone 1:	2888	2969	3068	3176	3338	3500	3658	3820	3977
Zone 2:	2959	3040	3139	3247	3409	3571	3729	3891	4048
Zone 3:	3030	3111	3210	3318	3480	3642	3800	3962	4119
Zone 4:	3101	3182	3281	3389	3551	3713	3871	4033	4190

General Information:

COM: 4.5 yd. ♦
 WOOD SPECS: Oak, Maple
 MOIS. BARR: included
 CA TB133: +\$180



37411B30 BARIATRIC CHAIR, 30" SEAT, WOOD ARM

W: 33.5"	D: 26"	H: 31.25"	SW: 30"	SD: 20"	SH: 18.5"	AH: 25.5"	WT: 46 lb.		
	B/COM	C	D	E	F	G	H	I	J
Zone 1:	2522	2572	2632	2698	2797	2896	2992	3091	3188
Zone 2:	2584	2634	2694	2760	2859	2958	3054	3153	3250
Zone 3:	2646	2696	2756	2822	2921	3020	3116	3215	3312
Zone 4:	2709	2759	2819	2885	2984	3083	3179	3278	3375

General Information:

COM: 2.75 yd. ♦
 WOOD SPECS: Oak, Maple
 MOIS. BARR: included
 CA TB133: +\$110

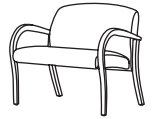
37411B40 BARIATRIC LOVESEAT, 40" SEAT, WOOD ARM

W: 43.5"	D: 26"	H: 31.25"	SW: 40"	SD: 20"	SH: 18.5"	AH: 25.5"	WT: 55 lb.		
	B/COM	C	D	E	F	G	H	I	J
Zone 1:	2879	2929	2989	3055	3154	3253	3349	3448	3545
Zone 2:	2950	3000	3060	3126	3225	3324	3420	3519	3616
Zone 3:	3021	3071	3131	3197	3296	3395	3491	3590	3687
Zone 4:	3092	3142	3202	3268	3367	3466	3562	3661	3758

General Information:

COM: 2.75 yd. ♦
 WOOD SPECS: Oak, Maple
 MOIS. BARR: included
 CA TB133: +\$110

When ordering specify:
 Product number
 Fabric vendor, pattern and color
 Oak or maple wood
 Finish



37711B30 BARIATRIC CHAIR, 30" SEAT, WALLSAVER WOOD ARM

W: 33.5"	D: 26"	H: 31.25"	SW: 30"	SD: 20"	SH: 18.5"	AH: 25"	WT: 46 lb.		
B/COM	C	D	E	F	G	H	I	J	
Zone 1:	2651	2701	2761	2827	2926	3025	3121	3220	3317
Zone 2:	2716	2766	2826	2892	2991	3090	3186	3285	3382
Zone 3:	2782	2832	2892	2958	3057	3156	3252	3351	3448
Zone 4:	2847	2897	2957	3023	3122	3221	3317	3416	3513

General Information:

COM: 2.75 yd. ♦
 WOOD SPECS: Oak, Maple
 MOIS. BARR: included
 CA TB133: +\$110

37711B40 BARIATRIC LOVESEAT, 40" SEAT, WALLSAVER, WOOD ARM

W: 43.5"	D: 26"	H: 31.25"	SW: 40"	SD: 20"	SH: 18.5"	AH: 25"	WT: 55 lb.		
B/COM	C	D	E	F	G	H	I	J	
Zone 1:	3024	3074	3134	3200	3299	3398	3494	3593	3690
Zone 2:	3099	3149	3209	3275	3374	3473	3569	3668	3765
Zone 3:	3174	3224	3284	3350	3449	3548	3644	3743	3840
Zone 4:	3248	3298	3358	3424	3523	3622	3718	3817	3914

General Information:

COM: 2.75 yd. ♦
 WOOD SPECS: Oak, Maple
 MOIS. BARR: included
 CA TB133: +\$110

37711B30 BARIATRIC PATIENT CHAIR, 30" SEAT, WALLSAVER WOOD ARM, HIGH BACK

W: 33.5"	D: 28"	H: 40.5"	SW: 30"	SD: 20"	SH: 18.5"	AH: 25"	WT: 51 lb.		
B/COM	C	D	E	F	G	H	I	J	
Zone 1:	2777	2831	2897	2969	3077	3185	3290	3398	3503
Zone 2:	2846	2900	2966	3038	3146	3254	3359	3467	3572
Zone 3:	2914	2968	3034	3106	3214	3322	3427	3535	3640
Zone 4:	2983	3037	3103	3175	3283	3391	3496	3604	3709

General Information:

COM: 3 yd. ♦
 WOOD SPECS: Oak, Maple
 MOIS. BARR: included
 CA TB133: +\$120



37711B40 BARIATRIC PATIENT LOVESEAT, 40" SEAT, WALLSAVER WOOD ARM, HIGH BACK


W: 43.5"	D: 28"	H: 40.5"	SW: 40"	SD: 20"	SH: 18.5"	AH: 25"	WT: 60 lb.		
B/COM	C	D	E	F	G	H	I	J	
Zone 1:	3170	3229	3300	3378	3495	3612	3726	3843	3957
Zone 2:	3248	3307	3378	3456	3573	3690	3804	3921	4035
Zone 3:	3327	3386	3457	3535	3652	3769	3883	4000	4114
Zone 4:	3405	3464	3535	3613	3730	3847	3961	4078	4192

General Information:

COM: 3.25 yd. ♦
 WOOD SPECS: Oak, Maple
 MOIS. BARR: included
 CA TB133: +\$130

- When ordering specify:*
- Product number
 - Fabric vendor, pattern and color
 - Oak or maple wood
 - Finish

Arris bariatric modular seats



37111B30-M BARIATRIC 1 SEAT, 30" SEAT, FOR UPHOLSTERED ARM, WOOD CAP ARMS, MODULAR

W: –	D: 26"	H: 31.25"	SW: 30"	SD: 20"	SH: 18.5"	AH: –	WT: 36 lb.		
	B/COM	C	D	E	F	G	H	I	J
Zone 1:	1158	1203	1258	1318	1408	1498	1586	1676	1763
Zone 2:	1186	1231	1286	1346	1436	1526	1614	1704	1791
Zone 3:	1214	1259	1314	1374	1464	1554	1642	1732	1819
Zone 4:	1243	1288	1343	1403	1493	1583	1671	1761	1848

Shaded portion of the illustration indicates the product being described. Modular seating orders must include a layout to ensure proper configuration. **Arms MUST be ordered separately from seat and back cushions** - please note the product descriptions on this page.

General Information:

COM: 2.5 yd. ♦
WOOD SPECS: n/a
MOIS. BARR: included
CA TB133: +\$100


37111B40-M BARIATRIC 1 SEAT, 40" SEAT FOR UPHOLSTERED ARM, WOOD CAP ARMS, MODULAR

W: –	D: 26"	H: 31.25"	SW: 40"	SD: 20"	SH: 18.5"	AH: –	WT: 45 lb.		
	B/COM	C	D	E	F	G	H	I	J
Zone 1:	1996	2046	2106	2172	2271	2370	2466	2565	2662
Zone 2:	2045	2095	2155	2221	2320	2419	2515	2614	2711
Zone 3:	2094	2144	2204	2270	2369	2468	2564	2663	2760
Zone 4:	2143	2193	2253	2319	2418	2517	2613	2712	2809

Shaded portion of the illustration indicates the product being described. Modular seating orders must include a layout to ensure proper configuration. **Arms MUST be ordered separately from seat and back cushions** - please note the product descriptions on this page.

General Information:

COM: 2.75 yd. ♦
WOOD SPECS: n/a
MOIS. BARR: included
CA TB133: +\$110



37411B30-M BARIATRIC 1 SEAT, 30" SEAT, FOR WOOD ARMS, MODULAR

W: –	D: 26"	H: 31.25"	SW: 30"	SD: 20"	SH: 18.5"	AH: –	WT: 36 lb.		
	B/COM	C	D	E	F	G	H	I	J
Zone 1:	1161	1211	1271	1337	1436	1535	1631	1730	1827
Zone 2:	1189	1239	1299	1365	1464	1563	1659	1758	1855
Zone 3:	1217	1267	1327	1393	1492	1591	1687	1786	1883
Zone 4:	1246	1296	1356	1422	1521	1620	1716	1815	1912

Shaded portion of the illustration indicates the product being described. Modular seating orders must include a layout to ensure proper configuration. **Arms MUST be ordered separately from seat and back cushions** - please note the product descriptions on this page.

General Information:

COM: 2.75 yd. ♦
WOOD SPECS: n/a
MOIS. BARR: included
CA TB133: +\$110

37411B40-M BARIATRIC LOVESEAT, 40" SEAT FOR WOOD ARMS, MODULAR

W: –	D: 26"	H: 31.25"	SW: 40"	SD: 20"	SH: 18.5"	AH: –	WT: 45 lb.		
	B/COM	C	D	E	F	G	H	I	J
Zone 1:	1996	2046	2106	2172	2271	2370	2466	2565	2662
Zone 2:	2045	2095	2155	2221	2320	2419	2515	2614	2711
Zone 3:	2094	2144	2204	2270	2369	2468	2564	2663	2760
Zone 4:	2143	2193	2253	2319	2418	2517	2613	2712	2809


Shaded portion of the illustration indicates the product being described. Modular seating orders must include a layout to ensure proper configuration. **Arms MUST be ordered separately from seat and back cushions** - please note the product descriptions on this page.

General Information:

COM: 2.75 yd. ♦
WOOD SPECS: n/a
MOIS. BARR: included
CA TB133: +\$110

When ordering specify:

- Product number
- Fabric vendor, pattern and color
- Room layout



37981 RECLINER, UPHOLSTERED ARM

W: 26"	D: 34"	H: 43.75"	SW: 20.5"	SD: 21.25"	SH: 18.5"	AH: 25"	WT: 94 lb.		
B/COM	C	D	E	F	G	H	I	J	
Zone 1:	3089	3184	3299	3425	3614	3803	3987	4176	4360
Zone 2:	3165	3260	3375	3501	3690	3879	4063	4252	4436
Zone 3:	3240	3335	3450	3576	3765	3954	4138	4327	4511
Zone 4:	3316	3411	3526	3652	3841	4030	4214	4403	4587

General Information:


COM: 5.25 yd. ♦
 WOOD SPECS: Oak, Maple
 MOIS. BARR: included
 CA TB133: +\$210

37W981 RECLINER, WIDE, UPHOLSTERED ARM

W: 28.5"	D: 34"	H: 43.75"	SW: 23"	SD: 21.25"	SH: 18.5"	AH: 25"	WT: 96 lb.		
B/COM	C	D	E	F	G	H	I	J	
Zone 1:	3349	3448	3569	3701	3899	4097	4290	4488	4680
Zone 2:	3431	3530	3651	3783	3981	4179	4372	4570	4762
Zone 3:	3513	3612	3733	3865	4063	4261	4454	4652	4844
Zone 4:	3595	3694	3815	3947	4145	4343	4536	4734	4926

General Information:

COM: 5.5 yd. ♦
 WOOD SPECS: Oak, Maple
 MOIS. BARR: included
 CA TB133: +\$220




37981W RECLINER, WOOD CAP

W: 26"	D: 34"	H: 43.75"	SW: 20.5"	SD: 21.25"	SH: 18.5"	AH: 25"	WT: 94 lb.		
B/COM	C	D	E	F	G	H	I	J	
Zone 1:	3256	3351	3466	3592	3781	3970	4154	4343	4527
Zone 2:	3336	3431	3546	3672	3861	4050	4234	4423	4607
Zone 3:	3416	3511	3626	3752	3941	4130	4314	4503	4687
Zone 4:	3495	3590	3705	3831	4020	4209	4393	4582	4766

General Information:

COM: 5.25 yd. ♦
 WOOD SPECS: Oak, Maple
 MOIS. BARR: included
 CA TB133: +\$210




37W981W RECLINER, WIDE, WOOD CAP

W: 28.5"	D: 34"	H: 43.75"	SW: 23"	SD: 21.25"	SH: 18.5"	AH: 25"	WT: 96 lb.		
B/COM	C	D	E	F	G	H	I	J	
Zone 1:	3518	3617	3738	3870	4068	4266	4459	4657	4849
Zone 2:	3604	3703	3824	3956	4154	4352	4545	4743	4935
Zone 3:	3691	3790	3911	4043	4241	4439	4632	4830	5022
Zone 4:	3777	3876	3997	4129	4327	4525	4718	4916	5108

General Information:

COM: 5.5 yd. ♦
 WOOD SPECS: Oak, Maple
 MOIS. BARR: included
 CA TB133: +\$220



37900-RM REPLACEMENT RECLINING MECHANISM

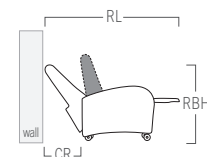
WT: 10 lb.

Price by Shipping Zone				
Zone	1	2	3	4
	332	340	349	357

Accessories

Casters, 5 lb.	37900-LC	+\$283	
Pushbar, 1.25 lb.	37900-PB	+\$121	
Foley-bag Hook, 0.125 lb.	37900-BH	+\$39	Specify left or right side (as facing).
Standard IV-pole, 7 lb.	37900-VI	+\$239	Specify left or right side (as facing).
Trigger IV-pole, 8 lb.	37900-V2	+\$435	Specify left or right side (as facing).
Stainless IV-pole, 8 lb.	37900-V3	+\$514	Specify left or right side (as facing).
Flip Table, 10 lb.	37900-FTL or R	+\$352	Specify left or right side (as facing).
Flip Table is 14"d x 12-1/2"w.			

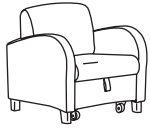
Specify left or right side for Foley Bag Hook, IV-poles and Flip Table (while facing front of chair). Flip Table is 14"d x 12-1/2"w.



RL- Reclined length 64"
 RBH- Reclined back height 35"
 CR- Clearance required when placed against a wall is 20"

- When ordering specify:
- Product number
 - Fabric vendor, pattern and color
 - Oak or maple wood
 - Finish
 - Recliner options

Arris sleep chairs




37841 SLEEP CHAIR

W: 30"	D: 33.5"	H: 33.25"	SW: 24"	SD: 21"	SH: 18"	AH: 25"	WT: 113 lb.		
	B/COM	C	D	E	F	G	H	I	J
Zone 1:	3634	3738	3864	4002	4209	4416	4617	4824	5026
Zone 2:	3723	3827	3953	4091	4298	4505	4706	4913	5115
Zone 3:	3812	3916	4042	4180	4387	4594	4795	5002	5204
Zone 4:	3901	4005	4131	4269	4476	4683	4884	5091	5293

General Information:

COM: 5.75 yd. ♦
 WOOD SPECS: Oak, Maple
 MOIS. BARR: included
 CA TB133: +\$230




37W841 SLEEP CHAIR, WIDE

W: 36"	D: 33.5"	H: 33.25"	SW: 30"	SD: 21"	SH: 18"	AH: 25"	WT: 131 lb.		
	B/COM	C	D	E	F	G	H	I	J
Zone 1:	3904	4035	4194	4368	4629	4890	5144	5405	5659
Zone 2:	3999	4130	4289	4463	4724	4985	5239	5500	5754
Zone 3:	4095	4226	4385	4559	4820	5081	5335	5596	5850
Zone 4:	4190	4321	4480	4654	4915	5176	5430	5691	5945

General Information:

COM: 7.25 yd. ♦
 WOOD SPECS: Oak, Maple
 MOIS. BARR: included
 CA TB133: +\$290




37841W SLEEP CHAIR, WOOD CAP

W: 30"	D: 33.5"	H: 33.25"	SW: 24"	SD: 21"	SH: 18"	AH: 25"	WT: 113 lb.		
	B/COM	C	D	E	F	G	H	I	J
Zone 1:	3800	3904	4030	4168	4375	4582	4783	4990	5192
Zone 2:	3893	3997	4123	4261	4468	4675	4876	5083	5285
Zone 3:	3987	4091	4217	4355	4562	4769	4970	5177	5379
Zone 4:	4080	4184	4310	4448	4655	4862	5063	5270	5472

General Information:

COM: 5.75 yd. ♦
 WOOD SPECS: Oak, Maple
 MOIS. BARR: included
 CA TB133: +\$230



37W841W SLEEP CHAIR, WIDE, WOOD CAP

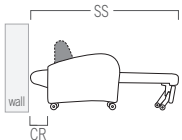
W: 36"	D: 33.5"	H: 33.25"	SW: 30"	SD: 21"	SH: 18"	AH: 25"	WT: 131 lb.		
	B/COM	C	D	E	F	G	H	I	J
Zone 1:	4071	4202	4361	4535	4796	5057	5311	5572	5826
Zone 2:	4171	4302	4461	4635	4896	5157	5411	5672	5926
Zone 3:	4270	4401	4560	4734	4995	5256	5510	5771	6025
Zone 4:	4370	4501	4660	4834	5095	5356	5610	5871	6125

General Information:

COM: 7.25 yd. ♦
 WOOD SPECS: Oak, Maple
 MOIS. BARR: included
 CA TB133: +\$290

Accessories

Casters, 5 lb.	37800-LC	+\$283
----------------	----------	--------



SS- Sleep surface 74"
 CR- Clearance required to open sleep surface when placed against a wall is 10"

- When ordering specify:
- Product number
 - Fabric vendor, pattern and color
 - Oak or maple wood
 - Finish
 - Sleep chair options



7029800 SIDE CHAIR

W: 20.5" D: 25.25" H: 37.5" SW: 19.75" SD: 17.75" SH: 18.5" AH: - WT: 20 lb.

	B/COM	C	D	E	F	G	H	I	J
Zone 1:	877	899	925	954	997	1041	1083	1126	1168
Zone 2:	899	921	947	976	1019	1063	1105	1148	1190
Zone 3:	920	942	968	997	1040	1084	1126	1169	1211
Zone 4:	942	964	990	1019	1062	1106	1148	1191	1233

Price includes Chrome Rubber Cushioned glides.

General Information:

COM: 1.2 yd. ♦
WOOD SPECS: Beech
MOIS. BARR: +\$8
CA TB133: +\$48

7329800 ARM CHAIR

W: 24.5" D: 25.25" H: 37.5" SW: 19.75" SD: 17.75" SH: 18.5" AH: 26.5" WT: 23 lb.

	B/COM	C	D	E	F	G	H	I	J
Zone 1:	991	1013	1039	1068	1111	1155	1197	1240	1282
Zone 2:	1015	1037	1063	1092	1135	1179	1221	1264	1306
Zone 3:	1040	1062	1088	1117	1160	1204	1246	1289	1331
Zone 4:	1064	1086	1112	1141	1184	1228	1270	1313	1355

Price includes Chrome Rubber Cushioned glides.

General Information:

COM: 1.2 yd. ♦
WOOD SPECS: Beech
MOIS. BARR: +\$8
CA TB133: +\$48

Accessories

7144002 CASTERS, SET OF TWO, CARPET SURFACE



Stem Size: 50 mm
WT: 0.5 lb.
\$66
Specify locking or non-locking for front or rear legs when ordering.

7144004 CASTERS, SET OF TWO, HARD SURFACE



Stem Size: 50 mm
WT: 0.5 lb.
\$66
Specify locking or non-locking for front or rear legs when ordering.

7144001 REAR LOCKING CASTERS, FRONT NON LOCK SET OF FOUR, CARPET SURFACE



Stem Size: 50 mm
WT: 1 lb.
\$81
Includes two front non-locking casters and two rear locking casters.

7144003 REAR LOCKING CASTERS, FRONT NON LOCK SET OF FOUR, HARD SURFACE



Stem Size: 50 mm
WT: 1 lb.
\$81
Includes two front non-locking casters and two rear locking casters.

When ordering specify:
 Product number
 Fabric vendor, pattern and color
 Finish
 Moisture barrier option



41141 CHAIR, OPEN ARM

W: 25.5" D: 24" H: 31.75" SW: 20.5" SD: 18.5" SH: 18" AH: 24.5" WT: 38 lb.

	B/COM	C	D	E	F	G	H	I	J
Zone 1:	1245	1277	1315	1357	1420	1483	1544	1607	1669
Zone 2:	1276	1308	1346	1388	1451	1514	1575	1638	1700
Zone 3:	1306	1338	1376	1418	1481	1544	1605	1668	1730
Zone 4:	1337	1369	1407	1449	1512	1575	1636	1699	1761

Glides and urethane arm caps available in black only.

General Information:

COM: 1.75 yd. ♦
WOOD SPECS: MDF
MOIS. BARR: included
CA TB133: +\$70

41142 LOVESEAT, OPEN ARM

W: 46" D: 24" H: 31.75" SW: 41" SD: 18.5" SH: 18" AH: 24.5" WT: 57 lb.

	B/COM	C	D	E	F	G	H	I	J
Zone 1:	1893	1947	2013	2085	2193	2301	2406	2514	2619
Zone 2:	1939	1993	2059	2131	2239	2347	2452	2560	2665
Zone 3:	1986	2040	2106	2178	2286	2394	2499	2607	2712
Zone 4:	2032	2086	2152	2224	2332	2440	2545	2653	2758

Glides and urethane arm caps available in black only.

General Information:

COM: 3 yd. ♦
WOOD SPECS: MDF
MOIS. BARR: included
CA TB133: +\$120

41143 SOFA, OPEN ARM

W: 66.5" D: 24" H: 31.75" SW: 61.5" SD: 18.5" SH: 18" AH: 24.5" WT: 80 lb.

	B/COM	C	D	E	F	G	H	I	J
Zone 1:	2538	2615	2708	2810	2963	3116	3265	3418	3567
Zone 2:	2600	2677	2770	2872	3025	3178	3327	3480	3629
Zone 3:	2662	2739	2832	2934	3087	3240	3389	3542	3691
Zone 4:	2725	2802	2895	2997	3150	3303	3452	3605	3754

Glides and urethane arm caps available in black only.

General Information:

COM: 4.25 yd. ♦
WOOD SPECS: MDF
MOIS. BARR: included
CA TB133: +\$170

41140-2T 2 SEAT TANDEM, OPEN ARM

W: 48.5" D: 24" H: 31.75" SW: 20.5" SD: 18.5" SH: 18" AH: 24.5" WT: 66 lb.

	B/COM	C	D	E	F	G	H	I	J
Zone 1:	2296	2350	2416	2488	2596	2704	2809	2917	3022
Zone 2:	2352	2406	2472	2544	2652	2760	2865	2973	3078
Zone 3:	2409	2463	2529	2601	2709	2817	2922	3030	3135
Zone 4:	2466	2520	2586	2658	2766	2874	2979	3087	3192

Glides and urethane arm caps available in black only.

General Information:

COM: 3 yd. ♦
WOOD SPECS: MDF
MOIS. BARR: included
CA TB133: +\$120

41140-3T 3 SEAT TANDEM, OPEN ARM

W: 71.5" D: 24" H: 31.75" SW: 20.5" SD: 18.5" SH: 18" AH: 24.5" WT: 98 lb.

	B/COM	C	D	E	F	G	H	I	J
Zone 1:	3287	3364	3457	3559	3712	3865	4014	4167	4316
Zone 2:	3368	3445	3538	3640	3793	3946	4095	4248	4397
Zone 3:	3449	3526	3619	3721	3874	4027	4176	4329	4478
Zone 4:	3530	3607	3700	3802	3955	4108	4257	4410	4559

Glides and urethane arm caps available in black only.

General Information:

COM: 4.25 yd. ♦
WOOD SPECS: MDF
MOIS. BARR: included
CA TB133: +\$170

41181 PATIENT CHAIR, OPEN ARM, MID BACK


W: 25.5" D: 24.5" H: 37" SW: 20.5" SD: 18.5" SH: 18" AH: 24.5" WT: 39.5 lb.

	B/COM	C	D	E	F	G	H	I	J
Zone 1:	1345	1381	1425	1473	1545	1617	1687	1759	1829
Zone 2:	1378	1414	1458	1506	1578	1650	1720	1792	1862
Zone 3:	1411	1447	1491	1539	1611	1683	1753	1825	1895
Zone 4:	1444	1480	1524	1572	1644	1716	1786	1858	1928

Glides and urethane arm caps available in black only.

General Information:

COM: 2 yd. ♦
WOOD SPECS: MDF
MOIS. BARR: included
CA TB133: +\$80



When ordering specify:
 Product number
 Fabric vendor, pattern and color
 Finish



41161 CHAIR, OPEN ARM, ROUND BACK

W: 25.5"	D: 24"	H: 31.75"	SW: 20.5"	SD: 18.5"	SH: 18"	AH: 24.5"	WT: 36.5 lb.		
B/COM	C	D	E	F	G	H	I	J	
Zone 1:	1295	1331	1375	1423	1495	1567	1637	1709	1779
Zone 2:	1327	1363	1407	1455	1527	1599	1669	1741	1811
Zone 3:	1359	1395	1439	1487	1559	1631	1701	1773	1843
Zone 4:	1390	1426	1470	1518	1590	1662	1732	1804	1874

Glides and urethane arm caps available in black only.

General Information:

COM: 2 yd. ♦
 WOOD SPECS: MDF
 MOIS. BARR: included
 CA TB133: +\$80

41162 LOVESEAT, OPEN ARM, ROUND BACK

W: 46"	D: 24"	H: 31.75"	SW: 41"	SD: 18.5"	SH: 18"	AH: 24.5"	WT: 57 lb.		
B/COM	C	D	E	F	G	H	I	J	
Zone 1:	1991	2050	2121	2199	2316	2433	2547	2664	2778
Zone 2:	2040	2099	2170	2248	2365	2482	2596	2713	2827
Zone 3:	2089	2148	2219	2297	2414	2531	2645	2762	2876
Zone 4:	2137	2196	2267	2345	2462	2579	2693	2810	2924

Glides and urethane arm caps available in black only.

General Information:

COM: 3.25 yd. ♦
 WOOD SPECS: MDF
 MOIS. BARR: included
 CA TB133: +\$130

41163 SOFA, OPEN ARM, ROUND BACK

W: 66.5"	D: 24"	H: 31.75"	SW: 61.5"	SD: 18.5"	SH: 18"	AH: 24.5"	WT: 81.5 lb.		
B/COM	C	D	E	F	G	H	I	J	
Zone 1:	2677	2758	2857	2965	3127	3289	3447	3609	3766
Zone 2:	2743	2824	2923	3031	3193	3355	3513	3675	3832
Zone 3:	2808	2889	2988	3096	3258	3420	3578	3740	3897
Zone 4:	2874	2955	3054	3162	3324	3486	3644	3806	3963

Glides and urethane arm caps available in black only.

General Information:

COM: 4.5 yd. ♦
 WOOD SPECS: MDF
 MOIS. BARR: included
 CA TB133: +\$180

41160-2T 2 SEAT TANDEM, OPEN ARM, ROUND BACK

W: 48.5"	D: 24"	H: 31.75"	SW: 20.5"	SD: 18.5"	SH: 18"	AH: 24.5"	WT: 66 lb.		
B/COM	C	D	E	F	G	H	I	J	
Zone 1:	2397	2460	2537	2621	2747	2873	2996	3122	3244
Zone 2:	2456	2519	2596	2680	2806	2932	3055	3181	3303
Zone 3:	2515	2578	2655	2739	2865	2991	3114	3240	3362
Zone 4:	2574	2637	2714	2798	2924	3050	3173	3299	3421

Glides and urethane arm caps available in black only.

General Information:

COM: 3.5 yd. ♦
 WOOD SPECS: MDF
 MOIS. BARR: included
 CA TB133: +\$140

41160-3T 3 SEAT TANDEM, OPEN ARM, ROUND BACK

W: 71.5"	D: 24"	H: 31.75"	SW: 20.5"	SD: 18.5"	SH: 18"	AH: 24.5"	WT: 99.5 lb.		
B/COM	C	D	E	F	G	H	I	J	
Zone 1:	3433	3523	3633	3753	3933	4113	4288	4468	4643
Zone 2:	3517	3607	3717	3837	4017	4197	4372	4552	4727
Zone 3:	3602	3692	3802	3922	4102	4282	4457	4637	4812
Zone 4:	3686	3776	3886	4006	4186	4366	4541	4721	4896

Glides and urethane arm caps available in black only.

General Information:

COM: 5 yd. ♦
 WOOD SPECS: MDF
 MOIS. BARR: included
 CA TB133: +\$200

When ordering specify:
 Product number
 Fabric vendor, pattern and color
 Finish



■ 41041-M 1 SEAT, MODULAR

W: 20.5"	D: 24"	H: 31.75"	SW: 20.5"	SD: 18.5"	SH: 18"	AH: –	WT: 21 lb.		
	B/COM	C	D	E	F	G	H	I	J
Zone 1:	677	709	747	789	852	915	976	1039	1101
Zone 2:	693	725	763	805	868	931	992	1055	1117
Zone 3:	710	742	780	822	885	948	1009	1072	1134
Zone 4:	726	758	796	838	901	964	1025	1088	1150

Shaded portion of the illustration indicates the product being described. Modular seating orders must include a layout to ensure proper configuration. Arms MUST be ordered separately from seat and back cushions - please note the product descriptions on this page.

General Information:

COM: 1.75 yd. ♦
WOOD SPECS: n/a
MOIS. BARR: included
CA TB133: +\$70

■ ■ 41042-M 2 SEAT, MODULAR

W: 41"	D: 24"	H: 31.75"	SW: 41"	SD: 18.5"	SH: 18"	AH: –	WT: 40 lb.		
	B/COM	C	D	E	F	G	H	I	J
Zone 1:	1357	1411	1477	1549	1657	1765	1870	1978	2083
Zone 2:	1390	1444	1510	1582	1690	1798	1903	2011	2116
Zone 3:	1423	1477	1543	1615	1723	1831	1936	2044	2149
Zone 4:	1456	1510	1576	1648	1756	1864	1969	2077	2182

Shaded portion of the illustration indicates the product being described. Modular seating orders must include a layout to ensure proper configuration. Arms MUST be ordered separately from seat and back cushions - please note the product descriptions on this page.

General Information:

COM: 3 yd. ♦
WOOD SPECS: n/a
MOIS. BARR: included
CA TB133: +\$120

■ ■ ■ 41043-M 3 SEAT, MODULAR

W: 61.5"	D: 24"	H: 31.75"	SW: 61.5"	SD: 18.5"	SH: 18"	AH: –	WT: 63 lb.		
	B/COM	C	D	E	F	G	H	I	J
Zone 1:	2036	2113	2206	2308	2461	2614	2763	2916	3065
Zone 2:	2086	2163	2256	2358	2511	2664	2813	2966	3115
Zone 3:	2135	2212	2305	2407	2560	2713	2862	3015	3164
Zone 4:	2185	2262	2355	2457	2610	2763	2912	3065	3214

Shaded portion of the illustration indicates the product being described. Modular seating orders must include a layout to ensure proper configuration. Arms MUST be ordered separately from seat and back cushions - please note the product descriptions on this page.

General Information:

COM: 4.25 yd. ♦
WOOD SPECS: n/a
MOIS. BARR: included
CA TB133: +\$170



■ 41061-M 1 SEAT ROUND BACK, MODULAR

W: 20.5"	D: 24"	H: 31.75"	SW: 20.5"	SD: 18.5"	SH: 18"	AH: –	WT: 19.5 lb.		
	B/COM	C	D	E	F	G	H	I	J
Zone 1:	734	770	814	862	934	1006	1076	1148	1218
Zone 2:	752	788	832	880	952	1024	1094	1166	1236
Zone 3:	770	806	850	898	970	1042	1112	1184	1254
Zone 4:	787	823	867	915	987	1059	1129	1201	1271

Shaded portion of the illustration indicates the product being described. Modular seating orders must include a layout to ensure proper configuration. Arms MUST be ordered separately from seat and back cushions - please note the product descriptions on this page.

General Information:

COM: 2 yd. ♦
WOOD SPECS: n/a
MOIS. BARR: included
CA TB133: +\$80

■ ■ 41062-M 2 SEAT ROUND BACK, MODULAR

W: 41"	D: 24"	H: 31.75"	SW: 41"	SD: 18.5"	SH: 18"	AH: –	WT: 40 lb.		
	B/COM	C	D	E	F	G	H	I	J
Zone 1:	1461	1520	1591	1669	1786	1903	2017	2134	2248
Zone 2:	1497	1556	1627	1705	1822	1939	2053	2170	2284
Zone 3:	1532	1591	1662	1740	1857	1974	2088	2205	2319
Zone 4:	1568	1627	1698	1776	1893	2010	2124	2241	2355

Shaded portion of the illustration indicates the product being described. Modular seating orders must include a layout to ensure proper configuration. Arms MUST be ordered separately from seat and back cushions - please note the product descriptions on this page.

General Information:

COM: 3.25 yd. ♦
WOOD SPECS: n/a
MOIS. BARR: included
CA TB133: +\$130

■ ■ ■ 41063-M 3 SEAT ROUND BACK, MODULAR

W: 61.5"	D: 24"	H: 31.75"	SW: 61.5"	SD: 18.5"	SH: 18"	AH: –	WT: 64.5 lb.		
	B/COM	C	D	E	F	G	H	I	J
Zone 1:	2186	2267	2366	2474	2636	2798	2956	3118	3275
Zone 2:	2239	2320	2419	2527	2689	2851	3009	3171	3328
Zone 3:	2293	2374	2473	2581	2743	2905	3063	3225	3382
Zone 4:	2346	2427	2526	2634	2796	2958	3116	3278	3435

Shaded portion of the illustration indicates the product being described. Modular seating orders must include a layout to ensure proper configuration. Arms MUST be ordered separately from seat and back cushions - please note the product descriptions on this page.

General Information:

COM: 4.5 yd. ♦
WOOD SPECS: n/a
MOIS. BARR: included
CA TB133: +\$180

- When ordering specify:
- Product number
 - Fabric vendor, pattern and color
 - Room layout

41110-LA LEFT ARM, OPEN ARM, MODULAR

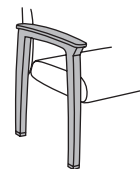
W: 2.5" D: 22" H: 24.5" WT: 9 lb.

Price by Shipping Zone				
Zone	1	2	3	4
	314	322	330	338

Glides and urethane arm caps available in black only. Shaded portion of the illustration indicates the product being described. Modular seating orders must include a layout to ensure proper configuration. **Seat and back cushions MUST be ordered separately from arms** - please note the product descriptions on this page.

General Information:

COM: n/a ♦
 WOOD SPECS: MDF
 MOIS. BARR: n/a
 CA TB133: n/a



41110-RA RIGHT ARM, OPEN ARM, MODULAR

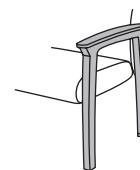
W: 2.5" D: 22" H: 24.5" WT: 9 lb.

Price by Shipping Zone				
Zone	1	2	3	4
	314	322	330	338

Glides and urethane arm caps available in black only. Shaded portion of the illustration indicates the product being described. Modular seating orders must include a layout to ensure proper configuration. **Seat and back cushions MUST be ordered separately from arms** - please note the product descriptions on this page.

General Information:

COM: n/a ♦
 WOOD SPECS: MDF
 MOIS. BARR: n/a
 CA TB133: n/a



41110-CA CENTER ARM, OPEN ARM, MODULAR

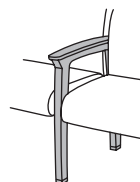
W: 2.5" D: 22" H: 24.5" WT: 9 lb.

Price by Shipping Zone				
Zone	1	2	3	4
	314	322	330	338

Glides and urethane arm caps available in black only. Shaded portion of the illustration indicates the product being described. Modular seating orders must include a layout to ensure proper configuration. **Seat and back cushions MUST be ordered separately from arms** - please note the product descriptions on this page.

General Information:

COM: n/a ♦
 WOOD SPECS: MDF
 MOIS. BARR: n/a
 CA TB133: n/a



41110-LT LEFT ARM TO TABLE, OPEN ARM, MODULAR

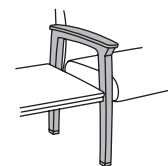
W: 2.5" D: 22" H: 24.5" WT: 9 lb.

Price by Shipping Zone				
Zone	1	2	3	4
	314	322	330	338

Glides and urethane arm caps available in black only. Shaded portion of the illustration indicates the product being described. Modular seating orders must include a layout to ensure proper configuration. **Seat and back cushions MUST be ordered separately from arms** - please note the product descriptions on this page.

General Information:

COM: n/a ♦
 WOOD SPECS: MDF
 MOIS. BARR: n/a
 CA TB133: n/a



41110-RT RIGHT ARM TO TABLE, OPEN ARM, MODULAR

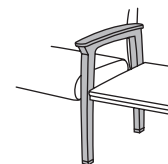
W: 2.5" D: 22" H: 24.5" WT: 9 lb.

Price by Shipping Zone				
Zone	1	2	3	4
	314	322	330	338

Glides and urethane arm caps available in black only. Shaded portion of the illustration indicates the product being described. Modular seating orders must include a layout to ensure proper configuration. **Seat and back cushions MUST be ordered separately from arms** - please note the product descriptions on this page.

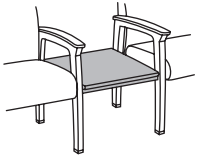
General Information:

COM: n/a ♦
 WOOD SPECS: MDF
 MOIS. BARR: n/a
 CA TB133: n/a



When ordering specify:
 Product number
 Finish
 Room layout

Braun modular tables



41200-ST SPANNER TABLE, MODULAR

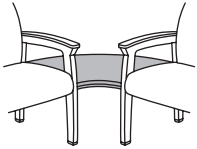
W: 19.25" D: 21" H: 15" WT: 21 lb.

Price by Shipping Zone				
Zone	1	2	3	4
	601	616	631	646

Shaded portion of the illustration indicates the product being described. Modular seating orders must include a layout to ensure proper configuration.

General Information:

COM: n/a ♦
 WOOD SPECS: MDF
 MOIS. BARR: n/a
 CA TB133: n/a



41200-CT CORNER TABLE, MODULAR

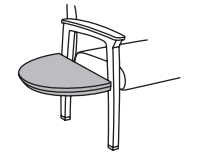
W: 27.5" D: 27.5" H: 15" WT: 30 lb.

Price by Shipping Zone				
Zone	1	2	3	4
	1036	1062	1088	1114

Shaded portion of the illustration indicates the product being described. Modular seating orders must include a layout to ensure proper configuration.

General Information:

COM: n/a ♦
 WOOD SPECS: MDF
 MOIS. BARR: n/a
 CA TB133: n/a



41200-ET END TABLE, MODULAR

W: 14.25" D: 21" H: 15" WT: 13 lb.

Price by Shipping Zone				
Zone	1	2	3	4
	1036	1062	1088	1114

Shaded portion of the illustration indicates the product being described. Modular seating orders must include a layout to ensure proper configuration.

General Information:

COM: n/a ♦
 WOOD SPECS: MDF
 MOIS. BARR: n/a
 CA TB133: n/a

When ordering specify:
 Product number
 Laminate
 Room layout

40A-212020L END TABLE, ARC TOP, LAMINATE

W: 20" D: 20" H: 21" WT: 25 lb.

Price by Shipping Zone				
Zone	1	2	3	4
	1009	1034	1059	1085

Glides available in black only.

General Information:

COM: n/a ♦
 WOOD SPECS: MDF
 MOIS. BARR: n/a
 CA TB133: n/a



40A-161938L COFFEE TABLE, ARC TOP, LAMINATE

W: 38" D: 19" H: 16" WT: 37 lb.

Price by Shipping Zone				
Zone	1	2	3	4
	1093	1120	1148	1175

Glides available in black only.

General Information:

COM: n/a ♦
 WOOD SPECS: MDF
 MOIS. BARR: n/a
 CA TB133: n/a



40S-212020L END TABLE, SQUARE TOP, LAMINATE

W: 20" D: 20" H: 21" WT: 25 lb.

Price by Shipping Zone				
Zone	1	2	3	4
	1009	1034	1059	1085

Glides available in black only.

General Information:

COM: n/a ♦
 WOOD SPECS: MDF
 MOIS. BARR: n/a
 CA TB133: n/a



40S-161938L COFFEE TABLE, SQUARE TOP, LAMINATE

W: 38" D: 19" H: 16" WT: 40 lb.

Price by Shipping Zone				
Zone	1	2	3	4
	1093	1120	1148	1175


Glides available in black only.

General Information:

COM: n/a ♦
 WOOD SPECS: MDF
 MOIS. BARR: n/a
 CA TB133: n/a



When ordering specify:
 Product number
 Laminate
 Finish



C30-1 AUBURN CHAIR

W: 33"	D: 33"	H: 33.5"	SW: 22"	SD: 21"	SH: 19.25"	AH: 24.5"	WT: 62 lb.		
	B/COM	C	D	E	F	G	H	I	J
Zone 1:	1865	1960	2075	2201	2390	2579	2763	2952	3136
Zone 2:	1910	2005	2120	2246	2435	2624	2808	2997	3181
Zone 3:	1955	2050	2165	2291	2480	2669	2853	3042	3226
Zone 4:	2000	2095	2210	2336	2525	2714	2898	3087	3271

General Information:

COM: 5.25 yd. ♦
 WOOD SPECS: Oak, Maple
 MOIS. BARR: included
 CA TB133: +\$210

C30-2 AUBURN LOVESEAT

W: 55"	D: 33"	H: 33.5"	SW: 44"	SD: 21"	SH: 19.25"	AH: 24.5"	WT: 86 lb.		
	B/COM	C	D	E	F	G	H	I	J
Zone 1:	3131	3253	3401	3563	3806	4049	4285	4528	4765
Zone 2:	3207	3329	3477	3639	3882	4125	4361	4604	4841
Zone 3:	3283	3405	3553	3715	3958	4201	4437	4680	4917
Zone 4:	3360	3482	3630	3792	4035	4278	4514	4757	4994

General Information:

COM: 6.75 yd. ♦
 WOOD SPECS: Oak, Maple
 MOIS. BARR: included
 CA TB133: +\$270

C30-3 AUBURN SOFA

W: 77"	D: 33"	H: 33.5"	SW: 66"	SD: 21"	SH: 19.25"	AH: 24.5"	WT: 105 lb.		
	B/COM	C	D	E	F	G	H	I	J
Zone 1:	3790	3975	4200	4446	4815	5184	5543	5912	6271
Zone 2:	3882	4067	4292	4538	4907	5276	5635	6004	6363
Zone 3:	3973	4158	4383	4629	4998	5367	5726	6095	6454
Zone 4:	4065	4250	4475	4721	5090	5459	5818	6187	6546

General Information:

COM: 10.25 yd. ♦
 WOOD SPECS: Oak, Maple
 MOIS. BARR: included
 CA TB133: +\$410

C30-OT AUBURN OTTOMAN


W: 34"	D: 26"	H: 19.5"	WT: 29 lb.						
	B/COM	C	D	E	F	G	H	I	J
Zone 1:	692	746	812	884	992	1100	1205	1313	1418
Zone 2:	708	762	828	900	1008	1116	1221	1329	1434
Zone 3:	725	779	845	917	1025	1133	1238	1346	1451
Zone 4:	741	795	861	933	1041	1149	1254	1362	1467

General Information:

COM: 3 yd. ♦
 WOOD SPECS: Oak, Maple
 MOIS. BARR: included
 CA TB133: +\$120

When ordering specify:

- Product number
- Fabric vendor, pattern and color
- Oak or maple wood
- Finish



C30W-1 AUBURN CHAIR, WOOD CAP

W: 33"	D: 33"	H: 33.5"	SW: 22"	SD: 21"	SH: 19.25"	AH: 25"	WT: 56 lb.		
	B/COM	C	D	E	F	G	H	I	J
Zone 1:	2021	2116	2231	2357	2546	2735	2919	3108	3292
Zone 2:	2070	2165	2280	2406	2595	2784	2968	3157	3341
Zone 3:	2119	2214	2329	2455	2644	2833	3017	3206	3390
Zone 4:	2168	2263	2378	2504	2693	2882	3066	3255	3439

General Information:

COM: 5.25 yd. ♦
 WOOD SPECS: Oak, Maple
 MOIS. BARR: included
 CA TB133: +\$210

C30W-2 AUBURN LOVESEAT, WOOD CAP

W: 55"	D: 33"	H: 33.5"	SW: 44"	SD: 21"	SH: 19.25"	AH: 25"	WT: 77 lb.		
	B/COM	C	D	E	F	G	H	I	J
Zone 1:	3289	3411	3559	3721	3964	4207	4443	4686	4923
Zone 2:	3369	3491	3639	3801	4044	4287	4523	4766	5003
Zone 3:	3449	3571	3719	3881	4124	4367	4603	4846	5083
Zone 4:	3530	3652	3800	3962	4205	4448	4684	4927	5164

General Information:

COM: 6.75 yd. ♦
 WOOD SPECS: Oak, Maple
 MOIS. BARR: included
 CA TB133: +\$270

C30W-3 AUBURN SOFA, WOOD CAP

W: 77"	D: 33"	H: 33.5"	SW: 66"	SD: 21"	SH: 19.25"	AH: 25"	WT: 99 lb.		
	B/COM	C	D	E	F	G	H	I	J
Zone 1:	3949	4134	4359	4605	4974	5343	5702	6071	6430
Zone 2:	4045	4230	4455	4701	5070	5439	5798	6167	6526
Zone 3:	4140	4325	4550	4796	5165	5534	5893	6262	6621
Zone 4:	4236	4421	4646	4892	5261	5630	5989	6358	6717

General Information:

COM: 10.25 yd. ♦
 WOOD SPECS: Oak, Maple
 MOIS. BARR: included
 CA TB133: +\$410

C30-OT AUBURN OTTOMAN

W: 34"	D: 26"	H: 19.5"	WT: 29 lb.						
	B/COM	C	D	E	F	G	H	I	J
Zone 1:	692	746	812	884	992	1100	1205	1313	1418
Zone 2:	708	762	828	900	1008	1116	1221	1329	1434
Zone 3:	725	779	845	917	1025	1133	1238	1346	1451
Zone 4:	741	795	861	933	1041	1149	1254	1362	1467

General Information:

COM: 3 yd. ♦
 WOOD SPECS: Oak, Maple
 MOIS. BARR: included
 CA TB133: +\$120

Accessories

Tablet Arm Options

Tablet Arm \$403
 Self-edge tops available
 Weight capacity on tablet arm is 50 lbs.

Tablet Style Options

Tablet style - please specify laminate and wood finish color.
 Includes a standard laminate surface and finished edge (specify each).



Kidney, self edge

Kidney, finished wood edge



Oval, self edge

Oval, finished wood edge


Available on chair (1 per arm), loveseats and sofas.

When ordering specify:

- Shape
- Left or right handed (while sitting in chair)
- Edge style
- Wood finish
- Laminate
- Quantity (when ordering loveseat or sofa)*

When ordering specify:

- Product number
- Fabric vendor, pattern and color
- Oak or maple wood
- Finish
- Optional tablet



C01-1 GARRETT CHAIR

W: 40"	D: 34"	H: 33"	SW: 22"	SD: 22.5"	SH: 19.75"	AH: 25"	WT: 61 lb.		
	B/COM	C	D	E	F	G	H	I	J
Zone 1:	1827	1944	2087	2243	2477	2711	2939	3173	3400
Zone 2:	1871	1988	2131	2287	2521	2755	2983	3217	3444
Zone 3:	1914	2031	2174	2330	2564	2798	3026	3260	3487
Zone 4:	1958	2075	2218	2374	2608	2842	3070	3304	3531

General Information:

COM: 6.5 yd. ♦
 WOOD SPECS: Poplar
 MOIS. BARR: included
 CA TB133: \$260

C01-2 GARRETT LOVESEAT

W: 62"	D: 34"	H: 33"	SW: 44"	SD: 22.5"	SH: 19.75"	AH: 25"	WT: 80 lb.		
	B/COM	C	D	E	F	G	H	I	J
Zone 1:	3048	3197	3378	3576	3873	4170	4459	4756	5045
Zone 2:	3122	3271	3452	3650	3947	4244	4533	4830	5119
Zone 3:	3195	3344	3525	3723	4020	4317	4606	4903	5192
Zone 4:	3269	3418	3599	3797	4094	4391	4680	4977	5266

General Information:

COM: 8.25 yd. ♦
 WOOD SPECS: Poplar
 MOIS. BARR: included
 CA TB133: \$330

C01-3 GARRETT SOFA

W: 84"	D: 34"	H: 33"	SW: 66"	SD: 22.5"	SH: 19.75"	AH: 25"	WT: 106 lb.		
	B/COM	C	D	E	F	G	H	I	J
Zone 1:	3670	3850	4070	4310	4670	5030	5380	5740	6090
Zone 2:	3759	3939	4159	4399	4759	5119	5469	5829	6179
Zone 3:	3848	4028	4248	4488	4848	5208	5558	5918	6268
Zone 4:	3936	4116	4336	4576	4936	5296	5646	6006	6356

General Information:

COM: 10 yd. ♦
 WOOD SPECS: Poplar
 MOIS. BARR: included
 CA TB133: \$400

C01-OT GARRETT OTTOMAN

W: 34"	D: 26"	H: 19.5"	WT: 29 lb.						
	B/COM	C	D	E	F	G	H	I	J
Zone 1:	691	750	821	899	1016	1133	1247	1364	1478
Zone 2:	707	766	837	915	1032	1149	1263	1380	1494
Zone 3:	724	783	854	932	1049	1166	1280	1397	1511
Zone 4:	740	799	870	948	1065	1182	1296	1413	1527

General Information:

COM: 3.25 yd. ♦
 WOOD SPECS: Poplar
 MOIS. BARR: included
 CA TB133: \$130

- When ordering specify:
- Product number
 - Fabric vendor, pattern and color
 - Oak or maple wood
 - Finish



C06-1 LAFAYETTE CHAIR

W: 40"	D: 34"	H: 33"	SW: 22"	SD: 22.5"	SH: 19.75"	AH: 25"	WT: 65 lb.		
B/COM	C	D	E	F	G	H	I	J	
Zone 1:	1762	1875	2012	2162	2387	2612	2831	3056	3275
Zone 2:	1804	1917	2054	2204	2429	2654	2873	3098	3317
Zone 3:	1846	1959	2096	2246	2471	2696	2915	3140	3359
Zone 4:	1889	2002	2139	2289	2514	2739	2958	3183	3402

General Information:

COM: 6.25 yd. ♦
 WOOD SPECS: n/a
 MOIS. BARR: included
 CA TB133: \$250

C06-2 LAFAYETTE LOVESEAT

W: 62"	D: 34"	H: 33"	SW: 44"	SD: 22.5"	SH: 19.75"	AH: 25"	WT: 91 lb.		
B/COM	C	D	E	F	G	H	I	J	
Zone 1:	2955	3095	3265	3451	3730	4009	4280	4559	4831
Zone 2:	3027	3167	3337	3523	3802	4081	4352	4631	4903
Zone 3:	3098	3238	3408	3594	3873	4152	4423	4702	4974
Zone 4:	3170	3310	3480	3666	3945	4224	4495	4774	5046

General Information:

COM: 7.75 yd. ♦
 WOOD SPECS: n/a
 MOIS. BARR: included
 CA TB133: \$310

C06-3 LAFAYETTE SOFA

W: 84"	D: 34"	H: 33"	SW: 66"	SD: 22.5"	SH: 19.75"	AH: 25"	WT: 112 lb.		
B/COM	C	D	E	F	G	H	I	J	
Zone 1:	3553	3729	3943	4177	4528	4879	5220	5571	5913
Zone 2:	3639	3815	4029	4263	4614	4965	5306	5657	5999
Zone 3:	3725	3901	4115	4349	4700	5051	5392	5743	6085
Zone 4:	3811	3987	4201	4435	4786	5137	5478	5829	6171

General Information:

COM: 9.75 yd. ♦
 WOOD SPECS: n/a
 MOIS. BARR: included
 CA TB133: \$390

C06-OT LAFAYETTE OTTOMAN


W: 34"	D: 26"	H: 19.5"	WT: 29 lb.						
B/COM	C	D	E	F	G	H	I	J	
Zone 1:	692	746	812	884	992	1100	1205	1313	1418
Zone 2:	708	762	828	900	1008	1116	1221	1329	1434
Zone 3:	725	779	845	917	1025	1133	1238	1346	1451
Zone 4:	741	795	861	933	1041	1149	1254	1362	1467

General Information:

COM: 3 yd. ♦
 WOOD SPECS: n/a
 MOIS. BARR: included
 CA TB133: \$120

When ordering specify:
 Product number
 Fabric vendor, pattern and color
 Finish

Bridge mitchell



C09-1 MITCHELL CHAIR

W: 33"	D: 34"	H: 33.5"	SW: 22"	SD: 22"	SH: 19.25"	AH: 25"	WT: 58 lb.		
	B/COM	C	D	E	F	G	H	I	J
Zone 1:	1827	1944	2087	2243	2477	2711	2939	3173	3400
Zone 2:	1871	1988	2131	2287	2521	2755	2983	3217	3444
Zone 3:	1914	2031	2174	2330	2564	2798	3026	3260	3487
Zone 4:	1958	2075	2218	2374	2608	2842	3070	3304	3531

General Information:

COM: 6.5 yd. ♦
 WOOD SPECS: Poplar
 MOIS. BARR: included
 CA TB133: \$260

C09-2 MITCHELL LOVESEAT

W: 55"	D: 34"	H: 33.5"	SW: 44"	SD: 22"	SH: 19.25"	AH: 25"	WT: 75 lb.		
	B/COM	C	D	E	F	G	H	I	J
Zone 1:	3043	3187	3363	3555	3843	4131	4411	4699	4979
Zone 2:	3117	3261	3437	3629	3917	4205	4485	4773	5053
Zone 3:	3190	3334	3510	3702	3990	4278	4558	4846	5126
Zone 4:	3264	3408	3584	3776	4064	4352	4632	4920	5200

General Information:

COM: 8 yd. ♦
 WOOD SPECS: Poplar
 MOIS. BARR: included
 CA TB133: \$320

C09-3 MITCHELL SOFA

W: 77"	D: 34"	H: 33.5"	SW: 66"	SD: 22"	SH: 19.25"	AH: 25"	WT: 97 lb.		
	B/COM	C	D	E	F	G	H	I	J
Zone 1:	3670	3855	4080	4326	4695	5064	5423	5792	6151
Zone 2:	3759	3944	4169	4415	4784	5153	5512	5881	6240
Zone 3:	3847	4032	4257	4503	4872	5241	5600	5969	6328
Zone 4:	3936	4121	4346	4592	4961	5330	5689	6058	6417

General Information:

COM: 10.25 yd. ♦
 WOOD SPECS: Poplar
 MOIS. BARR: included
 CA TB133: \$410

C09-OT MITCHELL OTTOMAN


W: 34"	D: 26"	H: 19.5"	WT: 29 lb.						
	B/COM	C	D	E	F	G	H	I	J
Zone 1:	691	750	821	899	1016	1133	1247	1364	1478
Zone 2:	707	766	837	915	1032	1149	1263	1380	1494
Zone 3:	724	783	854	932	1049	1166	1280	1397	1511
Zone 4:	740	799	870	948	1065	1182	1296	1413	1527

General Information:

COM: 3.25 yd. ♦
 WOOD SPECS: Poplar
 MOIS. BARR: included
 CA TB133: \$130

When ordering specify:

- Product number
- Fabric vendor, pattern and color
- Oak or maple wood
- Finish



C07-1 ROCKPORT CHAIR

W: 33"	D: 33"	H: 33.5"	SW: 22"	SD: 21"	SH: 19.25"	AH: 24.5"	WT: 55 lb.		
	B/COM	C	D	E	F	G	H	I	J
Zone 1:	1922	2030	2162	2306	2522	2738	2948	3164	3374
Zone 2:	1968	2076	2208	2352	2568	2784	2994	3210	3420
Zone 3:	2014	2122	2254	2398	2614	2830	3040	3256	3466
Zone 4:	2061	2169	2301	2445	2661	2877	3087	3303	3513

General Information:

COM: 6 yd. ♦
 WOOD SPECS: Oak, Maple
 MOIS. BARR: included
 CA TB133: +\$240

C07-2 ROCKPORT LOVESEAT

W: 55"	D: 33"	H: 33.5"	SW: 44"	SD: 21"	SH: 19.25"	AH: 24.5"	WT: 76 lb.		
	B/COM	C	D	E	F	G	H	I	J
Zone 1:	3235	3393	3585	3795	4110	4425	4731	5046	5353
Zone 2:	3313	3471	3663	3873	4188	4503	4809	5124	5431
Zone 3:	3391	3549	3741	3951	4266	4581	4887	5202	5509
Zone 4:	3470	3628	3820	4030	4345	4660	4966	5281	5588

General Information:

COM: 8.75 yd. ♦
 WOOD SPECS: Oak, Maple
 MOIS. BARR: included
 CA TB133: +\$350

C07-3 ROCKPORT SOFA

W: 77"	D: 33"	H: 33.5"	SW: 66"	SD: 21"	SH: 19.25"	AH: 24.5"	WT: 98 lb.		
	B/COM	C	D	E	F	G	H	I	J
Zone 1:	3913	4125	4383	4665	5088	5511	5922	6345	6757
Zone 2:	4007	4219	4477	4759	5182	5605	6016	6439	6851
Zone 3:	4102	4314	4572	4854	5277	5700	6111	6534	6946
Zone 4:	4196	4408	4666	4948	5371	5794	6205	6628	7040

General Information:

COM: 11.75 yd. ♦
 WOOD SPECS: Oak, Maple
 MOIS. BARR: included
 CA TB133: +\$470


C07-OT ROCKPORT OTTOMAN

W: 34"	D: 26"	H: 19.5"	WT: 29 lb.						
	B/COM	C	D	E	F	G	H	I	J
Zone 1:	692	746	812	884	992	1100	1205	1313	1418
Zone 2:	708	762	828	900	1008	1116	1221	1329	1434
Zone 3:	725	779	845	917	1025	1133	1238	1346	1451
Zone 4:	741	795	861	933	1041	1149	1254	1362	1467

General Information:

COM: 3 yd. ♦
 WOOD SPECS: Oak, Maple
 MOIS. BARR: included
 CA TB133: +\$120

- When ordering specify:
- Product number
 - Fabric vendor, pattern and color
 - Oak or maple wood
 - Finish



C07W-1 ROCKPORT CHAIR, WOOD CAP

W: 33"	D: 33"	H: 33.5"	SW: 22"	SD: 21"	SH: 19.25"	AH: 25"	WT: 62 lb.		
	B/COM	C	D	E	F	G	H	I	J
Zone 1:	2084	2192	2324	2468	2684	2900	3110	3326	3536
Zone 2:	2134	2242	2374	2518	2734	2950	3160	3376	3586
Zone 3:	2185	2293	2425	2569	2785	3001	3211	3427	3637
Zone 4:	2235	2343	2475	2619	2835	3051	3261	3477	3687

General Information:

COM: 6 yd. ♦
 WOOD SPECS: Oak, Maple
 MOIS. BARR: included
 CA TB133: +\$240

C07W-2 ROCKPORT LOVESEAT, WOOD CAP

W: 55"	D: 33"	H: 33.5"	SW: 44"	SD: 21"	SH: 19.25"	AH: 25"	WT: 85 lb.		
	B/COM	C	D	E	F	G	H	I	J
Zone 1:	3399	3557	3749	3959	4274	4589	4895	5210	5517
Zone 2:	3481	3639	3831	4041	4356	4671	4977	5292	5599
Zone 3:	3564	3722	3914	4124	4439	4754	5060	5375	5682
Zone 4:	3646	3804	3996	4206	4521	4836	5142	5457	5764

General Information:

COM: 8.75 yd. ♦
 WOOD SPECS: Oak, Maple
 MOIS. BARR: included
 CA TB133: +\$350

C07W-3 ROCKPORT SOFA, WOOD CAP

W: 77"	D: 33"	H: 33.5"	SW: 66"	SD: 21"	SH: 19.25"	AH: 25"	WT: 105 lb.		
	B/COM	C	D	E	F	G	H	I	J
Zone 1:	4082	4294	4552	4834	5257	5680	6091	6514	6926
Zone 2:	4181	4393	4651	4933	5356	5779	6190	6613	7025
Zone 3:	4279	4491	4749	5031	5454	5877	6288	6711	7123
Zone 4:	4378	4590	4848	5130	5553	5976	6387	6810	7222

General Information:

COM: 11.75 yd. ♦
 WOOD SPECS: Oak, Maple
 MOIS. BARR: included
 CA TB133: +\$470

C07-OT ROCKPORT OTTOMAN

W: 34"	D: 26"	H: 19.5"	WT: 29 lb.						
	B/COM	C	D	E	F	G	H	I	J
Zone 1:	692	746	812	884	992	1100	1205	1313	1418
Zone 2:	708	762	828	900	1008	1116	1221	1329	1434
Zone 3:	725	779	845	917	1025	1133	1238	1346	1451
Zone 4:	741	795	861	933	1041	1149	1254	1362	1467

General Information:

COM: 3 yd. ♦
 WOOD SPECS: Oak, Maple
 MOIS. BARR: included
 CA TB133: +\$120


Accessories

Tablet Arm Options

Tablet Arm \$403
 Self-edge tops available
 Weight capacity on tablet arm is 50 lbs.

Tablet Style Options

Tablet style - please specify laminate and wood finish color.
 Includes a standard laminate surface and finished edge (specify each).



Kidney, self edge

Kidney, finished wood edge



Oval, self edge

Oval, finished wood edge

Available on chair (1 per arm), loveseats and sofas.

- When ordering specify:
- Product number
 - Fabric vendor, pattern and color
 - Oak or maple wood
 - Finish
 - Optional tablet

- When ordering specify:
- Shape
 - Left or right handed (while sitting in chair)
 - Edge style
 - Wood finish
 - Laminate
 - Quantity (when ordering loveseat or sofa)*



[-] C200-212226 END TABLE, 21H 22W 26D, LAMINATE TOP

W: 22" D: 26" H: 21" WT: 17 lb.

Price by Shipping Zone				
Zone	1	2	3	4
	1108	1136	1163	1191

General Information:

COM: n/a ♦
 WOOD SPECS: Oak, Maple
 MOIS. BARR: n/a
 CA TB133: n/a

[-] C200-182042 COFFEE TABLE, 18H 20W 42D, LAMINATE TOP

W: 20" D: 42" H: 18" WT: 25 lb.

Price by Shipping Zone				
Zone	1	2	3	4
	1201	1231	1261	1291

General Information:

COM: n/a ♦
 WOOD SPECS: Oak, Maple
 MOIS. BARR: n/a
 CA TB133: n/a

When ordering specify:
 Product number
 Laminate
 Oak or maple wood
 Finish

Cannon



43141 CHAIR

W: 24" D: 24.25" H: 31.5" SW: 20.5" SD: 18.25" SH: 18.5" AH: 27.25" WT: 40.5 lb.

	B/COM	C	D	E	F	G	H	I	J
Zone 1:	1294	1326	1364	1406	1469	1532	1593	1656	1718
Zone 2:	1326	1358	1396	1438	1501	1564	1625	1688	1750
Zone 3:	1358	1390	1428	1470	1533	1596	1657	1720	1782
Zone 4:	1389	1421	1459	1501	1564	1627	1688	1751	1813

Glides and urethane arm caps available in black only.

General Information:

COM: 1.75 yd. ♦
WOOD SPECS: MDF
MOIS. BARR: included
CA TB133: +\$70

43142 LOVESEAT

W: 44.5" D: 24.25" H: 31.5" SW: 41" SD: 18.25" SH: 18.5" AH: 27.25" WT: 61 lb.

	B/COM	C	D	E	F	G	H	I	J
Zone 1:	1977	2031	2097	2169	2277	2385	2490	2598	2703
Zone 2:	2026	2080	2146	2218	2326	2434	2539	2647	2752
Zone 3:	2074	2128	2194	2266	2374	2482	2587	2695	2800
Zone 4:	2123	2177	2243	2315	2423	2531	2636	2744	2849

Glides and urethane arm caps available in black only.

General Information:

COM: 3 yd. ♦
WOOD SPECS: MDF
MOIS. BARR: included
CA TB133: +\$120

43143 SOFA

W: 65" D: 24.25" H: 31.5" SW: 61.5" SD: 18.25" SH: 18.5" AH: 27.25" WT: 83 lb.

	B/COM	C	D	E	F	G	H	I	J
Zone 1:	2659	2736	2829	2931	3084	3237	3386	3539	3688
Zone 2:	2724	2801	2894	2996	3149	3302	3451	3604	3753
Zone 3:	2789	2866	2959	3061	3214	3367	3516	3669	3818
Zone 4:	2855	2932	3025	3127	3280	3433	3582	3735	3884

Glides and urethane arm caps available in black only.

General Information:

COM: 4.25 yd. ♦
WOOD SPECS: MDF
MOIS. BARR: included
CA TB133: +\$170

43140-2T 2 SEAT TANDEM

W: 47" D: 24.25" H: 31.5" SW: 20.5" SD: 18.25" SH: 18.5" AH: 27.25" WT: 71 lb.

	B/COM	C	D	E	F	G	H	I	J
Zone 1:	2403	2457	2523	2595	2703	2811	2916	3024	3129
Zone 2:	2462	2516	2582	2654	2762	2870	2975	3083	3188
Zone 3:	2521	2575	2641	2713	2821	2929	3034	3142	3247
Zone 4:	2581	2635	2701	2773	2881	2989	3094	3202	3307

Glides and urethane arm caps available in black only.

General Information:

COM: 3 yd. ♦
WOOD SPECS: MDF
MOIS. BARR: included
CA TB133: +\$120

43140-3T 3 SEAT TANDEM

W: 69.5" D: 24.25" H: 31.5" SW: 20.5" SD: 18.25" SH: 18.5" AH: 27.25" WT: 103 lb.

	B/COM	C	D	E	F	G	H	I	J
Zone 1:	3440	3517	3610	3712	3865	4018	4167	4320	4469
Zone 2:	3525	3602	3695	3797	3950	4103	4252	4405	4554
Zone 3:	3609	3686	3779	3881	4034	4187	4336	4489	4638
Zone 4:	3694	3771	3864	3966	4119	4272	4421	4574	4723

Glides and urethane arm caps available in black only.

General Information:

COM: 4.25 yd. ♦
WOOD SPECS: MDF
MOIS. BARR: included
CA TB133: +\$170

When ordering specify:

- Product number
- Fabric vendor, pattern and color
- Finish

43041-M 1 SEAT MODULAR

W: 20.5" D: 22.5" H: 31" SW: 20.5" SD: 18.25" SH: 18.5" AH: - WT: 20.5 lb.

	B/COM	C	D	E	F	G	H	I	J
Zone 1:	717	749	787	829	892	955	1016	1079	1141
Zone 2:	734	766	804	846	909	972	1033	1096	1158
Zone 3:	752	784	822	864	927	990	1051	1114	1176
Zone 4:	769	801	839	881	944	1007	1068	1131	1193

Shaded portion of the illustration indicates the product being described. Modular seating orders must include a layout to ensure proper configuration. Arms MUST be ordered separately from seat and back cushions - please note the product descriptions on this page.

General Information:

COM: 1.75 yd. ♦
WOOD SPECS: n/a
MOIS. BARR: included
CA TB133: +\$70



43042-M 2 SEAT MODULAR

W: 41" D: 22.5" H: 31" SW: 41" SD: 18.25" SH: 18.5" AH: - WT: 41 lb.

	B/COM	C	D	E	F	G	H	I	J
Zone 1:	1430	1484	1550	1622	1730	1838	1943	2051	2156
Zone 2:	1465	1519	1585	1657	1765	1873	1978	2086	2191
Zone 3:	1500	1554	1620	1692	1800	1908	2013	2121	2226
Zone 4:	1535	1589	1655	1727	1835	1943	2048	2156	2261

Shaded portion of the illustration indicates the product being described. Modular seating orders must include a layout to ensure proper configuration. Arms MUST be ordered separately from seat and back cushions - please note the product descriptions on this page.

General Information:

COM: 3 yd. ♦
WOOD SPECS: n/a
MOIS. BARR: included
CA TB133: +\$120

43043-M 3 SEAT MODULAR

W: 61.5" D: 22.5" H: 31" SW: 61.5" SD: 18.25" SH: 18.5" AH: - WT: 63 lb.

	B/COM	C	D	E	F	G	H	I	J
Zone 1:	2148	2225	2318	2420	2573	2726	2875	3028	3177
Zone 2:	2200	2277	2370	2472	2625	2778	2927	3080	3229
Zone 3:	2253	2330	2423	2525	2678	2831	2980	3133	3282
Zone 4:	2305	2382	2475	2577	2730	2883	3032	3185	3334

Shaded portion of the illustration indicates the product being described. Modular seating orders must include a layout to ensure proper configuration. Arms MUST be ordered separately from seat and back cushions - please note the product descriptions on this page.

General Information:

COM: 4.25 yd. ♦
WOOD SPECS: n/a
MOIS. BARR: included
CA TB133: +\$170

43200-ST SPANNER TABLE, MODULAR

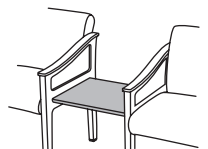
W: 19" D: 16" H: 17.75" WT: 14.5 lb.

Price by Shipping Zone				
Zone	1	2	3	4
	603	618	633	648

Shaded portion of the illustration indicates the product being described. Modular seating orders must include a layout to ensure proper configuration.

General Information:

COM: n/a ♦
WOOD SPECS: MDF
MOIS. BARR: n/a
CA TB133: n/a



43200-CT CORNER TABLE, MODULAR

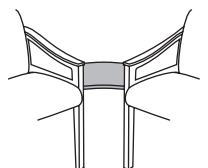
W: 24.75" D: 24.75" H: 17.75" WT: 18 lb.

Price by Shipping Zone				
Zone	1	2	3	4
	1038	1064	1090	1116

Shaded portion of the illustration indicates the product being described. Modular seating orders must include a layout to ensure proper configuration.

General Information:

COM: n/a ♦
WOOD SPECS: MDF
MOIS. BARR: n/a
CA TB133: n/a



43200-ET END TABLE, MODULAR

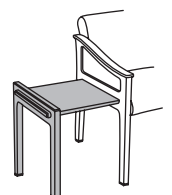
W: 17.75" D: 20" H: 17.75" WT: 18 lb.

Price by Shipping Zone				
Zone	1	2	3	4
	1038	1064	1090	1116

Glides available in black only. Shaded portion of the illustration indicates the product being described. Modular seating orders must include a layout to ensure proper configuration.

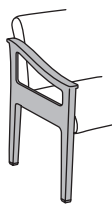
General Information:

COM: n/a ♦
WOOD SPECS: MDF
MOIS. BARR: n/a
CA TB133: n/a



- When ordering specify:
- Product number
 - Fabric vendor, pattern and color
 - Room layout
 - Finish

Cannon modular arms



43110-LA LEFT ARM, MODULAR

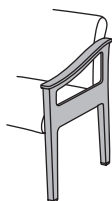
W: 2" D: 22.5" H: 27.25" WT: 10 lb.

Price by Shipping Zone				
Zone	1	2	3	4
	325	333	341	349

Glides and urethane arm caps available in black only. Shaded portion of the illustration indicates the product being described. Modular seating orders must include layout to ensure proper configuration. **Seat and back cushions MUST be ordered separately from arms** - please note the product descriptions on this page.

General Information:

COM: n/a ♦
WOOD SPECS: MDF
MOIS. BARR: n/a
CA TB133: n/a



43110-RA RIGHT ARM, MODULAR

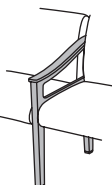
W: 2" D: 22.5" H: 27.25" WT: 10 lb.

Price by Shipping Zone				
Zone	1	2	3	4
	325	333	341	349

Glides and urethane arm caps available in black only. Shaded portion of the illustration indicates the product being described. Modular seating orders must include layout to ensure proper configuration. **Seat and back cushions MUST be ordered separately from arms** - please note the product descriptions on this page.

General Information:

COM: n/a ♦
WOOD SPECS: MDF
MOIS. BARR: n/a
CA TB133: n/a



43110-CA CENTER ARM, MODULAR

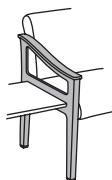
W: 2" D: 22.5" H: 27.25" WT: 10 lb.

Price by Shipping Zone				
Zone	1	2	3	4
	325	333	341	349

Glides and urethane arm caps available in black only. Shaded portion of the illustration indicates the product being described. Modular seating orders must include layout to ensure proper configuration. **Seat and back cushions MUST be ordered separately from arms** - please note the product descriptions on this page.

General Information:

COM: n/a ♦
WOOD SPECS: MDF
MOIS. BARR: n/a
CA TB133: n/a



43110-LT LEFT ARM TO TABLE, MODULAR

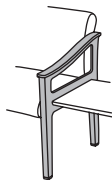
W: 2" D: 22.5" H: 27.25" WT: 10 lb.

Price by Shipping Zone				
Zone	1	2	3	4
	325	333	341	349

Glides and urethane arm caps available in black only. Shaded portion of the illustration indicates the product being described. Modular seating orders must include layout to ensure proper configuration. **Seat and back cushions MUST be ordered separately from arms** - please note the product descriptions on this page.

General Information:

COM: n/a ♦
WOOD SPECS: MDF
MOIS. BARR: n/a
CA TB133: n/a



43110-RT RIGHT ARM TO TABLE, MODULAR

W: 2" D: 22.5" H: 27.25" WT: 10 lb.

Price by Shipping Zone				
Zone	1	2	3	4
	325	333	341	349

Glides and urethane arm caps available in black only. Shaded portion of the illustration indicates the product being described. Modular seating orders must include layout to ensure proper configuration. **Seat and back cushions MUST be ordered separately from arms** - please note the product descriptions on this page.

General Information:

COM: n/a ♦
WOOD SPECS: MDF
MOIS. BARR: n/a
CA TB133: n/a

When ordering specify:

- Product number
- Finish
- Room layout

40A-212020L END TABLE, ARC TOP, LAMINATE

W: 20" D: 20" H: 21" WT: 25 lb.

Price by Shipping Zone				
Zone	1	2	3	4
	1009	1034	1059	1085

Glides available in black only.

General Information:

COM: n/a ♦
 WOOD SPECS: MDF
 MOIS. BARR: n/a
 CA TB133: n/a



40A-161938L COFFEE TABLE, ARC TOP, LAMINATE

W: 38" D: 19" H: 16" WT: 37 lb.

Price by Shipping Zone				
Zone	1	2	3	4
	1093	1120	1148	1175

Glides available in black only.

General Information:

COM: n/a ♦
 WOOD SPECS: MDF
 MOIS. BARR: n/a
 CA TB133: n/a



40S-212020L END TABLE, SQUARE TOP, LAMINATE

W: 20" D: 20" H: 21" WT: 25 lb.

Price by Shipping Zone				
Zone	1	2	3	4
	1009	1034	1059	1085

Glides available in black only.

General Information:

COM: n/a ♦
 WOOD SPECS: MDF
 MOIS. BARR: n/a
 CA TB133: n/a

40S-161938L COFFEE TABLE, SQUARE TOP, LAMINATE

W: 38" D: 19" H: 16" WT: 40 lb.

Price by Shipping Zone				
Zone	1	2	3	4
	1093	1120	1148	1175


Glides available in black only.

General Information:

COM: n/a ♦
 WOOD SPECS: MDF
 MOIS. BARR: n/a
 CA TB133: n/a

When ordering specify:
 Product number
 Laminate
 Finish

Capital arm chairs



32241L CHAIR, UPH ARM, WOOD CAP, LONG LEG

W: 25.5"	D: 24"	H: 31.5"	SW: 20.5"	SD: 18.5"	SH: 18.5"	AH: 24.75"	WT: 40 lb.		
	B/COM	C	D	E	F	G	H	I	J
Zone 1:	1793	1847	1913	1985	2093	2201	2306	2414	2519
Zone 2:	1837	1891	1957	2029	2137	2245	2350	2458	2563
Zone 3:	1881	1935	2001	2073	2181	2289	2394	2502	2607
Zone 4:	1925	1979	2045	2117	2225	2333	2438	2546	2651

General Information:

COM: 3 yd. ♦
 WOOD SPECS: Oak, Maple
 MOIS. BARR: included
 CA TB133: +\$120

32242L LOVESEAT, UPH ARM, WOOD CAP, LONG LEG

W: 45.75"	D: 24"	H: 31.5"	SW: 41"	SD: 18.5"	SH: 18.5"	AH: 24.75"	WT: 63 lb.		
	B/COM	C	D	E	F	G	H	I	J
Zone 1:	2459	2536	2629	2731	2884	3037	3186	3339	3488
Zone 2:	2519	2596	2689	2791	2944	3097	3246	3399	3548
Zone 3:	2579	2656	2749	2851	3004	3157	3306	3459	3608
Zone 4:	2640	2717	2810	2912	3065	3218	3367	3520	3669

General Information:

COM: 4.25 yd. ♦
 WOOD SPECS: Oak, Maple
 MOIS. BARR: included
 CA TB133: +\$170

32243L SOFA, UPH ARM, WOOD CAP, LONG LEG

W: 66.25"	D: 24"	H: 31.5"	SW: 61.5"	SD: 18.5"	SH: 18.5"	AH: 24.75"	WT: 86 lb.		
	B/COM	C	D	E	F	G	H	I	J
Zone 1:	3126	3216	3326	3446	3626	3806	3981	4161	4336
Zone 2:	3203	3293	3403	3523	3703	3883	4058	4238	4413
Zone 3:	3279	3369	3479	3599	3779	3959	4134	4314	4489
Zone 4:	3356	3446	3556	3676	3856	4036	4211	4391	4566

General Information:

COM: 5 yd. ♦
 WOOD SPECS: Oak, Maple
 MOIS. BARR: included
 CA TB133: +\$200

32641L CHAIR, UPH ARM, URETHANE CAP, LONG LEG



W: 25.5"	D: 24"	H: 31.5"	SW: 20.5"	SD: 18.5"	SH: 18.5"	AH: 24.75"	WT: 40 lb.		
	B/COM	C	D	E	F	G	H	I	J
Zone 1:	1793	1847	1913	1985	2093	2201	2306	2414	2519
Zone 2:	1837	1891	1957	2029	2137	2245	2350	2458	2563
Zone 3:	1881	1935	2001	2073	2181	2289	2394	2502	2607
Zone 4:	1925	1979	2045	2117	2225	2333	2438	2546	2651

General Information:

COM: 3 yd. ♦
 WOOD SPECS: Oak, Maple
 MOIS. BARR: included
 CA TB133: +\$120

Urethane arm caps are available in black, khaki or espresso.

32642L LOVESEAT, UPH ARM, URETHANE CAP, LONG LEG

W: 45.75"	D: 24"	H: 31.5"	SW: 41"	SD: 18.5"	SH: 18.5"	AH: 24.75"	WT: 63 lb.		
	B/COM	C	D	E	F	G	H	I	J
Zone 1:	2459	2536	2629	2731	2884	3037	3186	3339	3488
Zone 2:	2519	2596	2689	2791	2944	3097	3246	3399	3548
Zone 3:	2579	2656	2749	2851	3004	3157	3306	3459	3608
Zone 4:	2640	2717	2810	2912	3065	3218	3367	3520	3669

General Information:

COM: 4.25 yd. ♦
 WOOD SPECS: Oak, Maple
 MOIS. BARR: included
 CA TB133: +\$170

Urethane arm caps are available in black, khaki or espresso.

32643L SOFA, UPH ARM, URETHANE CAP, LONG LEG

W: 66.25"	D: 24"	H: 31.5"	SW: 61.5"	SD: 18.5"	SH: 18.5"	AH: 24.75"	WT: 86 lb.		
	B/COM	C	D	E	F	G	H	I	J
Zone 1:	3126	3216	3326	3446	3626	3806	3981	4161	4336
Zone 2:	3203	3293	3403	3523	3703	3883	4058	4238	4413
Zone 3:	3279	3369	3479	3599	3779	3959	4134	4314	4489
Zone 4:	3356	3446	3556	3676	3856	4036	4211	4391	4566

General Information:

COM: 5 yd. ♦
 WOOD SPECS: Oak, Maple
 MOIS. BARR: included
 CA TB133: +\$200

Urethane arm caps are available in black, khaki or espresso.

- When ordering specify:
- Product number
 - Fabric vendor, pattern and color
 - Oak or maple wood
 - Finish
 - Urethane cap color

32240-2TL 2 SEAT TANDEM, UPH ARM, WOOD CAP, LONG LEG

W: 48.5" D: 24" H: 31.5" SW: 20.5" SD: 18.5" SH: 18.5" AH: 24.75" WT: 72 lb.

	B/COM	C	D	E	F	G	H	I	J
Zone 1:	3214	3300	3404	3518	3689	3860	4026	4197	4364
Zone 2:	3293	3379	3483	3597	3768	3939	4105	4276	4443
Zone 3:	3372	3458	3562	3676	3847	4018	4184	4355	4522
Zone 4:	3451	3537	3641	3755	3926	4097	4263	4434	4601

General Information:

COM: 4.75 yd. ♦
 WOOD SPECS: Oak, Maple
 MOIS. BARR: included
 CA TB133: +\$190




32240-3TL 3 SEAT TANDEM, UPH ARM, WOOD CAP, LONG LEG

W: 71.5" D: 24" H: 31.5" SW: 20.5" SD: 18.5" SH: 18.5" AH: 24.75" WT: 104 lb.

	B/COM	C	D	E	F	G	H	I	J
Zone 1:	4541	4645	4771	4909	5116	5323	5524	5731	5933
Zone 2:	4653	4757	4883	5021	5228	5435	5636	5843	6045
Zone 3:	4765	4869	4995	5133	5340	5547	5748	5955	6157
Zone 4:	4876	4980	5106	5244	5451	5658	5859	6066	6268

General Information:

COM: 5.75 yd. ♦
 WOOD SPECS: Oak, Maple
 MOIS. BARR: included
 CA TB133: +\$230



32640-2TL 2 SEAT TANDEM, UPH ARM, URETHANE CAP LONG LEG

W: 48.5" D: 24" H: 31.5" SW: 20.5" SD: 18.5" SH: 18.5" AH: 24.75" WT: 72 lb.

	B/COM	C	D	E	F	G	H	I	J
Zone 1:	3214	3300	3404	3518	3689	3860	4026	4197	4364
Zone 2:	3293	3379	3483	3597	3768	3939	4105	4276	4443
Zone 3:	3372	3458	3562	3676	3847	4018	4184	4355	4522
Zone 4:	3451	3537	3641	3755	3926	4097	4263	4434	4601

Urethane arm caps are available in black, khaki or espresso.

General Information:

COM: 4.75 yd. ♦
 WOOD SPECS: Oak, Maple
 MOIS. BARR: included
 CA TB133: +\$190



32640-3TL 3 SEAT TANDEM, UPH ARM, URETHANE CAP LONG LEG


W: 71.5" D: 24" H: 31.5" SW: 20.5" SD: 18.5" SH: 18.5" AH: 24.75" WT: 104 lb.

	B/COM	C	D	E	F	G	H	I	J
Zone 1:	4541	4645	4771	4909	5116	5323	5524	5731	5933
Zone 2:	4653	4757	4883	5021	5228	5435	5636	5843	6045
Zone 3:	4765	4869	4995	5133	5340	5547	5748	5955	6157
Zone 4:	4876	4980	5106	5244	5451	5658	5859	6066	6268

Urethane arm caps are available in black, khaki or espresso.

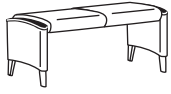
General Information:

COM: 5.75 yd. ♦
 WOOD SPECS: Oak, Maple
 MOIS. BARR: included
 CA TB133: +\$230



- When ordering specify:
- Product number
 - Fabric vendor, pattern and color
 - Oak or maple wood
 - Finish
 - Urethane cap color

Capital benches



32292L 2 SEAT BENCH, UPH ARM, WOOD CAP, LONG LEG

W: 45.75" D: 23.75" H: 18.5" SW: 41" SD: 23.75" SH: 18.5" AH: 18.5" WT: 39 lb.

	B/COM	C	D	E	F	G	H	I	J
Zone 1:	1860	1905	1960	2020	2110	2200	2288	2378	2465
Zone 2:	1906	1951	2006	2066	2156	2246	2334	2424	2511
Zone 3:	1952	1997	2052	2112	2202	2292	2380	2470	2557
Zone 4:	1997	2042	2097	2157	2247	2337	2425	2515	2602

General Information:

COM: 2.5 yd. ♦

WOOD SPECS: Oak, Maple

MOIS. BARR: included

CA TB133: +\$100

32293L 3 SEAT BENCH, UPH ARM, WOOD CAP, LONG LEG

W: 66.25" D: 23.75" H: 18.5" SW: 61.5" SD: 23.75" SH: 18.5" AH: 18.5" WT: 51 lb.

	B/COM	C	D	E	F	G	H	I	J
Zone 1:	2264	2323	2394	2472	2589	2706	2820	2937	3051
Zone 2:	2320	2379	2450	2528	2645	2762	2876	2993	3107
Zone 3:	2375	2434	2505	2583	2700	2817	2931	3048	3162
Zone 4:	2431	2490	2561	2639	2756	2873	2987	3104	3218

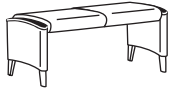
General Information:

COM: 3.25 yd. ♦

WOOD SPECS: Oak, Maple

MOIS. BARR: included

CA TB133: +\$130



32692L 2 SEAT BENCH, UPH ARM, URETHANE CAP, LONG LEG

W: 45.75" D: 23.75" H: 18.5" SW: 41" SD: 23.75" SH: 18.5" AH: 18.5" WT: 39 lb.

	B/COM	C	D	E	F	G	H	I	J
Zone 1:	1860	1905	1960	2020	2110	2200	2288	2378	2465
Zone 2:	1906	1951	2006	2066	2156	2246	2334	2424	2511
Zone 3:	1952	1997	2052	2112	2202	2292	2380	2470	2557
Zone 4:	1997	2042	2097	2157	2247	2337	2425	2515	2602

General Information:

COM: 2.5 yd. ♦

WOOD SPECS: Oak, Maple

MOIS. BARR: included

CA TB133: +\$100

Urethane arm caps are available in black, khaki or espresso.

32693L 3 SEAT BENCH, UPH ARM, URETHANE CAP, LONG LEG

W: 66.25" D: 23.75" H: 18.5" SW: 61.5" SD: 23.75" SH: 18.5" AH: 18.5" WT: 51 lb.

	B/COM	C	D	E	F	G	H	I	J
Zone 1:	2264	2323	2394	2472	2589	2706	2820	2937	3051
Zone 2:	2320	2379	2450	2528	2645	2762	2876	2993	3107
Zone 3:	2375	2434	2505	2583	2700	2817	2931	3048	3162
Zone 4:	2431	2490	2561	2639	2756	2873	2987	3104	3218

General Information:

COM: 3.25 yd. ♦

WOOD SPECS: Oak, Maple

MOIS. BARR: included

CA TB133: +\$130

Urethane arm caps are available in black, khaki or espresso.

- When ordering specify:
- Product number
 - Fabric vendor, pattern and color
 - Oak or maple wood
 - Finish
 - Urethane cap color



32441W CHAIR, WOOD ARM, WOOD CAP

W: 24.5"	D: 24"	H: 31.5"	SW: 20.5"	SD: 18.5"	SH: 18.5"	AH: 24.75"	WT: 36 lb.		
B/COM	C	D	E	F	G	H	I	J	
Zone 1:	1785	1817	1855	1897	1960	2023	2084	2147	2209
Zone 2:	1829	1861	1899	1941	2004	2067	2128	2191	2253
Zone 3:	1873	1905	1943	1985	2048	2111	2172	2235	2297
Zone 4:	1917	1949	1987	2029	2092	2155	2216	2279	2341

General Information:

COM: 1.75 yd. ♦
 WOOD SPECS: Oak, Maple
 MOIS. BARR: included
 CA TB133: +\$70

32441WB30 CHAIR, 30" SEAT, WOOD ARM, WOOD CAP

W: 34"	D: 24"	H: 31.5"	SW: 30"	SD: 18.5"	SH: 18.5"	AH: 24.75"	WT: 43 lb.		
B/COM	C	D	E	F	G	H	I	J	
Zone 1:	2201	2246	2301	2361	2451	2541	2629	2719	2806
Zone 2:	2255	2300	2355	2415	2505	2595	2683	2773	2860
Zone 3:	2310	2355	2410	2470	2560	2650	2738	2828	2915
Zone 4:	2364	2409	2464	2524	2614	2704	2792	2882	2969

General Information:

COM: 2.5 yd. ♦
 WOOD SPECS: Oak, Maple
 MOIS. BARR: included
 CA TB133: +\$100

32442W LOVESEAT, WOOD ARM, WOOD CAP

W: 44.75"	D: 24"	H: 31.5"	SW: 41"	SD: 18.5"	SH: 18.5"	AH: 24.75"	WT: 58 lb.		
B/COM	C	D	E	F	G	H	I	J	
Zone 1:	2454	2508	2574	2646	2754	2862	2967	3075	3180
Zone 2:	2514	2568	2634	2706	2814	2922	3027	3135	3240
Zone 3:	2575	2629	2695	2767	2875	2983	3088	3196	3301
Zone 4:	2635	2689	2755	2827	2935	3043	3148	3256	3361

General Information:

COM: 3 yd. ♦
 WOOD SPECS: Oak, Maple
 MOIS. BARR: included
 CA TB133: +\$120

32443W SOFA, WOOD ARM, WOOD CAP

W: 65.25"	D: 24"	H: 31.5"	SW: 61.5"	SD: 18.5"	SH: 18.5"	AH: 24.75"	WT: 76 lb.		
B/COM	C	D	E	F	G	H	I	J	
Zone 1:	3124	3201	3294	3396	3549	3702	3851	4004	4153
Zone 2:	3201	3278	3371	3473	3626	3779	3928	4081	4230
Zone 3:	3278	3355	3448	3550	3703	3856	4005	4158	4307
Zone 4:	3354	3431	3524	3626	3779	3932	4081	4234	4383

General Information:

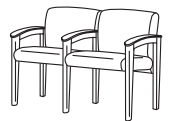
COM: 4.25 yd. ♦
 WOOD SPECS: Oak, Maple
 MOIS. BARR: included
 CA TB133: +\$170

32440-2TW 2 SEAT TANDEM, WOOD ARM, WOOD CAP

W: 48.5"	D: 24"	H: 31.5"	SW: 20.5"	SD: 18.5"	SH: 18.5"	AH: 24.75"	WT: 64.5 lb.		
B/COM	C	D	E	F	G	H	I	J	
Zone 1:	3209	3263	3329	3401	3509	3617	3722	3830	3935
Zone 2:	3288	3342	3408	3480	3588	3696	3801	3909	4014
Zone 3:	3368	3422	3488	3560	3668	3776	3881	3989	4094
Zone 4:	3447	3501	3567	3639	3747	3855	3960	4068	4173

General Information:

COM: 3 yd. ♦
 WOOD SPECS: Oak, Maple
 MOIS. BARR: included
 CA TB133: +\$120



32440-3TW 3 SEAT TANDEM, WOOD ARM, WOOD CAP

W: 71.5"	D: 24"	H: 31.5"	SW: 20.5"	SD: 18.5"	SH: 18.5"	AH: 24.75"	WT: 89 lb.		
B/COM	C	D	E	F	G	H	I	J	
Zone 1:	4548	4625	4718	4820	4973	5126	5275	5428	5577
Zone 2:	4660	4737	4830	4932	5085	5238	5387	5540	5689
Zone 3:	4773	4850	4943	5045	5198	5351	5500	5653	5802
Zone 4:	4885	4962	5055	5157	5310	5463	5612	5765	5914

General Information:

COM: 4.25 yd. ♦
 WOOD SPECS: Oak, Maple
 MOIS. BARR: included
 CA TB133: +\$170

- When ordering specify:*
- Product number
 - Fabric vendor, pattern and color
 - Oak or maple wood
 - Finish

Capital arm chairs



32441U CHAIR, WOOD ARM, URETHANE CAP

W: 24.5" D: 24" H: 31.5" SW: 20.5" SD: 18.5" SH: 18.5" AH: 24.75" WT: 36 lb.

	B/COM	C	D	E	F	G	H	I	J
Zone 1:	1785	1817	1855	1897	1960	2023	2084	2147	2209
Zone 2:	1829	1861	1899	1941	2004	2067	2128	2191	2253
Zone 3:	1873	1905	1943	1985	2048	2111	2172	2235	2297
Zone 4:	1917	1949	1987	2029	2092	2155	2216	2279	2341

Urethane arm caps are available in black, khaki or espresso.

General Information:

COM: 1.75 yd. ◆
WOOD SPECS: Oak, Maple
MOIS. BARR: included
CA TB133: +\$70

32441UB30 CHAIR, 30" SEAT, WOOD ARM, URETHANE CAP

W: 34" D: 24" H: 31.5" SW: 30" SD: 18.5" SH: 18.5" AH: 24.75" WT: 43 lb.

	B/COM	C	D	E	F	G	H	I	J
Zone 1:	2201	2246	2301	2361	2451	2541	2629	2719	2806
Zone 2:	2255	2300	2355	2415	2505	2595	2683	2773	2860
Zone 3:	2310	2355	2410	2470	2560	2650	2738	2828	2915
Zone 4:	2364	2409	2464	2524	2614	2704	2792	2882	2969

Urethane arm caps are available in black, khaki or espresso.

General Information:

COM: 2.5 yd. ◆
WOOD SPECS: Oak, Maple
MOIS. BARR: included
CA TB133: +\$100

32442U LOVESEAT, WOOD ARM, URETHANE CAP

W: 44.75" D: 24" H: 31.5" SW: 41" SD: 18.5" SH: 18.5" AH: 24.75" WT: 58 lb.

	B/COM	C	D	E	F	G	H	I	J
Zone 1:	2454	2508	2574	2646	2754	2862	2967	3075	3180
Zone 2:	2514	2568	2634	2706	2814	2922	3027	3135	3240
Zone 3:	2575	2629	2695	2767	2875	2983	3088	3196	3301
Zone 4:	2635	2689	2755	2827	2935	3043	3148	3256	3361

Urethane arm caps are available in black, khaki or espresso.

General Information:

COM: 3 yd. ◆
WOOD SPECS: Oak, Maple
MOIS. BARR: included
CA TB133: +\$120

32443U SOFA, WOOD ARM, URETHANE CAP

W: 65.25" D: 24" H: 31.5" SW: 61.5" SD: 18.5" SH: 18.5" AH: 24.75" WT: 76 lb.

	B/COM	C	D	E	F	G	H	I	J
Zone 1:	3124	3201	3294	3396	3549	3702	3851	4004	4153
Zone 2:	3201	3278	3371	3473	3626	3779	3928	4081	4230
Zone 3:	3278	3355	3448	3550	3703	3856	4005	4158	4307
Zone 4:	3354	3431	3524	3626	3779	3932	4081	4234	4383

Urethane arm caps are available in black, khaki or espresso.

General Information:

COM: 4.25 yd. ◆
WOOD SPECS: Oak, Maple
MOIS. BARR: included
CA TB133: +\$170

32440-2TU 2 SEAT TANDEM, WOOD ARM, URETHANE CAP

W: 48.5" D: 24" H: 31.5" SW: 20.5" SD: 18.5" SH: 18.5" AH: 24.75" WT: 64.5 lb.

	B/COM	C	D	E	F	G	H	I	J
Zone 1:	3209	3263	3329	3401	3509	3617	3722	3830	3935
Zone 2:	3288	3342	3408	3480	3588	3696	3801	3909	4014
Zone 3:	3368	3422	3488	3560	3668	3776	3881	3989	4094
Zone 4:	3447	3501	3567	3639	3747	3855	3960	4068	4173

Urethane arm caps are available in black, khaki or espresso.

General Information:

COM: 3 yd. ◆
WOOD SPECS: Oak, Maple
MOIS. BARR: included
CA TB133: +\$120

32440-3TU 3 SEAT TANDEM, WOOD ARM, URETHANE CAP

W: 71.5" D: 24" H: 31.5" SW: 20.5" SD: 18.5" SH: 18.5" AH: 24.75" WT: 89 lb.

	B/COM	C	D	E	F	G	H	I	J
Zone 1:	4548	4625	4718	4820	4973	5126	5275	5428	5577
Zone 2:	4660	4737	4830	4932	5085	5238	5387	5540	5689
Zone 3:	4773	4850	4943	5045	5198	5351	5500	5653	5802
Zone 4:	4885	4962	5055	5157	5310	5463	5612	5765	5914

Urethane arm caps are available in black, khaki or espresso.

General Information:

COM: 4.25 yd. ◆
WOOD SPECS: Oak, Maple
MOIS. BARR: included
CA TB133: +\$170

- When ordering specify:
- Product number
 - Fabric vendor, pattern and color
 - Oak or maple wood
 - Finish
 - Urethane cap color

32741W CHAIR, WALLSAVER WOOD ARM, WOOD CAP

W: 24.5"	D: 27"	H: 31.5"	SW: 20.5"	SD: 18.5"	SH: 18.5"	AH: 24.75"	WT: 36 lb.		
B/COM	C	D	E	F	G	H	I	J	
Zone 1:	1877	1909	1947	1989	2052	2115	2176	2239	2301
Zone 2:	1923	1955	1993	2035	2098	2161	2222	2285	2347
Zone 3:	1970	2002	2040	2082	2145	2208	2269	2332	2394
Zone 4:	2016	2048	2086	2128	2191	2254	2315	2378	2440

General Information:

COM: 1.75 yd. ◆
 WOOD SPECS: Oak, Maple
 MOIS. BARR: included
 CA TB133: +\$70



32741WB30 CHAIR, 30" SEAT, WALLSAVER WOOD ARM, WOOD CAP

W: 34"	D: 27"	H: 31.5"	SW: 30"	SD: 18.5"	SH: 18.5"	AH: 24.75"	WT: 43 lb.		
B/COM	C	D	E	F	G	H	I	J	
Zone 1:	2535	2580	2635	2695	2785	2875	2963	3053	3140
Zone 2:	2598	2643	2698	2758	2848	2938	3026	3116	3203
Zone 3:	2660	2705	2760	2820	2910	3000	3088	3178	3265
Zone 4:	2723	2768	2823	2883	2973	3063	3151	3241	3328

General Information:

COM: 2.5 yd. ◆
 WOOD SPECS: Oak, Maple
 MOIS. BARR: included
 CA TB133: +\$100

32741U CHAIR, WALLSAVER WOOD ARM, URETHANE CAP

W: 24.5"	D: 27"	H: 31.5"	SW: 20.5"	SD: 18.5"	SH: 18.5"	AH: 24.75"	WT: 36 lb.		
B/COM	C	D	E	F	G	H	I	J	
Zone 1:	1877	1909	1947	1989	2052	2115	2176	2239	2301
Zone 2:	1923	1955	1993	2035	2098	2161	2222	2285	2347
Zone 3:	1970	2002	2040	2082	2145	2208	2269	2332	2394
Zone 4:	2016	2048	2086	2128	2191	2254	2315	2378	2440

General Information:

COM: 1.75 yd. ◆
 WOOD SPECS: Oak, Maple
 MOIS. BARR: included
 CA TB133: +\$70



Urethane arm caps are available in black, khaki or espresso.

32741UB30 CHAIR, 30" SEAT, WALLSAVER WOOD ARM, URETHANE CAP

W: 34"	D: 27"	H: 31.5"	SW: 30"	SD: 18.5"	SH: 18.5"	AH: 24.75"	WT: 43 lb.		
B/COM	C	D	E	F	G	H	I	J	
Zone 1:	2535	2580	2635	2695	2785	2875	2963	3053	3140
Zone 2:	2598	2643	2698	2758	2848	2938	3026	3116	3203
Zone 3:	2660	2705	2760	2820	2910	3000	3088	3178	3265
Zone 4:	2723	2768	2823	2883	2973	3063	3151	3241	3328

General Information:

COM: 2.5 yd. ◆
 WOOD SPECS: Oak, Maple
 MOIS. BARR: included
 CA TB133: +\$100

Urethane arm caps are available in black, khaki or espresso.

- When ordering specify:*
- Product number
 - Fabric vendor, pattern and color
 - Oak or maple wood
 - Finish
 - Urethane cap color

Capital patient chairs



32781W PATIENT CHAIR, WALLSAVER WOOD ARM, WOOD CAP

W: 24.5" D: 27" H: 42" SW: 20.5" SD: 18.5" SH: 18.5" AH: 24.75" WT: 38 lb.

	B/COM	C	D	E	F	G	H	I	J
Zone 1:	1977	2018	2067	2121	2202	2283	2362	2443	2522
Zone 2:	2026	2067	2116	2170	2251	2332	2411	2492	2571
Zone 3:	2075	2116	2165	2219	2300	2381	2460	2541	2620
Zone 4:	2123	2164	2213	2267	2348	2429	2508	2589	2668

General Information:
 COM: 2.25 yd. ♦
 WOOD SPECS: Oak, Maple
 MOIS. BARR: included
 CA TB133: +\$90

32781WB30 PATIENT CHAIR, 30" SEAT, WALLSAVER WOOD ARM, WOOD CAP

W: 34" D: 27" H: 42" SW: 42" SD: 18.5" SH: 18.5" AH: 24.75" WT: 45 lb.

	B/COM	C	D	E	F	G	H	I	J
Zone 1:	2620	2679	2750	2828	2945	3062	3176	3293	3407
Zone 2:	2685	2744	2815	2893	3010	3127	3241	3358	3472
Zone 3:	2749	2808	2879	2957	3074	3191	3305	3422	3536
Zone 4:	2814	2873	2944	3022	3139	3256	3370	3487	3601

General Information:
 COM: 3.25 yd. ♦
 WOOD SPECS: Oak, Maple
 MOIS. BARR: included
 CA TB133: +\$130



32781U PATIENT CHAIR, WALLSAVER WOOD ARM, URETHANE CAP

W: 24.5" D: 27" H: 42" SW: 20.5" SD: 18.5" SH: 18.5" AH: 24.75" WT: 38 lb.

	B/COM	C	D	E	F	G	H	I	J
Zone 1:	1977	2018	2067	2121	2202	2283	2362	2443	2522
Zone 2:	2026	2067	2116	2170	2251	2332	2411	2492	2571
Zone 3:	2075	2116	2165	2219	2300	2381	2460	2541	2620
Zone 4:	2123	2164	2213	2267	2348	2429	2508	2589	2668

General Information:
 COM: 2.25 yd. ♦
 WOOD SPECS: Oak, Maple
 MOIS. BARR: included
 CA TB133: +\$90

Urethane arm caps are available in black, khaki or espresso.

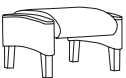
32781UB30 PATIENT CHAIR, 30" SEAT, WALLSAVER WOOD ARM, URETHANE CAP

W: 34" D: 27" H: 42" SW: 30" SD: 18.5" SH: 18.5" AH: 24.75" WT: 45 lb.

	B/COM	C	D	E	F	G	H	I	J
Zone 1:	2620	2679	2750	2828	2945	3062	3176	3293	3407
Zone 2:	2685	2744	2815	2893	3010	3127	3241	3358	3472
Zone 3:	2749	2808	2879	2957	3074	3191	3305	3422	3536
Zone 4:	2814	2873	2944	3022	3139	3256	3370	3487	3601

General Information:
 COM: 3.25 yd. ♦
 WOOD SPECS: Oak, Maple
 MOIS. BARR: included
 CA TB133: +\$130

Urethane arm caps are available in black, khaki or espresso.



32251L FOOTSTOOL, UPH ARM, WOOD CAP, LONG LEG

W: 18.7" D: 18.75" H: 10" WT: 21 lb.

	B/COM	C	D	E	F	G	H	I	J
Zone 1:	853	889	933	981	1053	1125	1195	1267	1337
Zone 2:	874	910	954	1002	1074	1146	1216	1288	1358
Zone 3:	894	930	974	1022	1094	1166	1236	1308	1378
Zone 4:	915	951	995	1043	1115	1187	1257	1329	1399

General Information:
 COM: 2 yd. ♦
 WOOD SPECS: Oak, Maple
 MOIS. BARR: included
 CA TB133: +\$80

- When ordering specify:
- Product number
 - Fabric vendor, pattern and color
 - Oak or Maple wood
 - Finish
 - Urethane cap color



32041-M 1 SEAT, MODULAR

W: –	D: 24"	H: 31.5"	SW: 20.5"	SD: 18.5"	SH: 18.5"	AH: –	WT: 22 lb.		
	B/COM	C	D	E	F	G	H	I	J
Zone 1:	823	855	893	935	998	1061	1122	1185	1247
Zone 2:	843	875	913	955	1018	1081	1142	1205	1267
Zone 3:	863	895	933	975	1038	1101	1162	1225	1287
Zone 4:	883	915	953	995	1058	1121	1182	1245	1307

Shaded portion of the illustration indicates the product being described. Modular seating orders must include a layout to ensure proper configuration. Arms MUST be ordered separately from seat and back cushions - please note the product descriptions on this page.

General Information:

COM: 1.75 yd. ♦
 WOOD SPECS: n/a
 MOIS. BARR: included
 CA TB133: +\$70

32041B30-M 30" SEAT, WIDE SEAT, MODULAR

W: –	D: 24"	H: 31.5"	SW: 30"	SD: 18.5"	SH: 18.5"	AH: –	WT: 34 lb.		
	B/COM	C	D	E	F	G	H	I	J
Zone 1:	1475	1520	1575	1635	1725	1815	1903	1993	2080
Zone 2:	1511	1556	1611	1671	1761	1851	1939	2029	2116
Zone 3:	1547	1592	1647	1707	1797	1887	1975	2065	2152
Zone 4:	1583	1628	1683	1743	1833	1923	2011	2101	2188

Shaded portion of the illustration indicates the product being described. Modular seating orders must include a layout to ensure proper configuration. Arms MUST be ordered separately from seat and back cushions - please note the product descriptions on this page.

General Information:

COM: 2.5 yd. ♦
 WOOD SPECS: n/a
 MOIS. BARR: included
 CA TB133: +\$100

32042-M 2 SEAT, MODULAR

W: –	D: 24"	H: 31.5"	SW: 41"	SD: 18.5"	SH: 18.5"	AH: –	WT: 45 lb.		
	B/COM	C	D	E	F	G	H	I	J
Zone 1:	1528	1582	1648	1720	1828	1936	2041	2149	2254
Zone 2:	1565	1619	1685	1757	1865	1973	2078	2186	2291
Zone 3:	1603	1657	1723	1795	1903	2011	2116	2224	2329
Zone 4:	1640	1694	1760	1832	1940	2048	2153	2261	2366

Shaded portion of the illustration indicates the product being described. Modular seating orders must include a layout to ensure proper configuration. Arms MUST be ordered separately from seat and back cushions - please note the product descriptions on this page.

General Information:

COM: 3 yd. ♦
 WOOD SPECS: n/a
 MOIS. BARR: included
 CA TB133: +\$120

32043-M 3 SEAT, MODULAR

W: –	D: 24"	H: 31.5"	SW: 60.5"	SD: 18.5"	SH: 18.5"	AH: –	WT: 68 lb.		
	B/COM	C	D	E	F	G	H	I	J
Zone 1:	2229	2306	2399	2501	2654	2807	2956	3109	3258
Zone 2:	2283	2360	2453	2555	2708	2861	3010	3163	3312
Zone 3:	2338	2415	2508	2610	2763	2916	3065	3218	3367
Zone 4:	2392	2469	2562	2664	2817	2970	3119	3272	3421

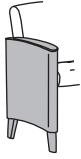
Shaded portion of the illustration indicates the product being described. Modular seating orders must include a layout to ensure proper configuration. Arms MUST be ordered separately from seat and back cushions - please note the product descriptions on this page.

General Information:

COM: 4.25 yd. ♦
 WOOD SPECS: n/a
 MOIS. BARR: included
 CA TB133: +\$170

When ordering specify:
 Product number
 Fabric vendor, pattern and color
 Room layout

Capital modular arms



32210L-LA LEFT ARM, UPH, WOOD CAP, LONG LEG, MODULAR

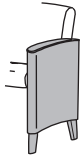
W: 2.5" D: 21.75" H: 24.75" WT: 9 lb.

	B/COM	C	D	E	F	G	H	I	J
Zone 1:	528	546	568	592	628	664	699	735	770
Zone 2:	541	559	581	605	641	677	712	748	783
Zone 3:	554	572	594	618	654	690	725	761	796
Zone 4:	567	585	607	631	667	703	738	774	809

Shaded portion of the illustration indicates the product being described. Modular seating orders must include a layout to ensure proper configuration. **Seat and back cushions MUST be ordered separately from arms** - please note the product descriptions on this page.

General Information:

COM: 1 yd. ♦
WOOD SPECS: Oak, Maple
MOIS. BARR: included
CA TB133: +\$40



32210L-RA RIGHT ARM, UPH, WOOD CAP, LONG LEG, MODULAR

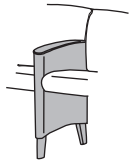
W: 2.5" D: 21.75" H: 24.75" WT: 9 lb.

	B/COM	C	D	E	F	G	H	I	J
Zone 1:	528	546	568	592	628	664	699	735	770
Zone 2:	541	559	581	605	641	677	712	748	783
Zone 3:	554	572	594	618	654	690	725	761	796
Zone 4:	567	585	607	631	667	703	738	774	809

Shaded portion of the illustration indicates the product being described. Modular seating orders must include a layout to ensure proper configuration. **Seat and back cushions MUST be ordered separately from arms** - please note the product descriptions on this page.

General Information:

COM: 1 yd. ♦
WOOD SPECS: Oak, Maple
MOIS. BARR: included
CA TB133: +\$40



32210L-CA CENTER ARM, UPH, WOOD CAP, LONG LEG, MODULAR


W: 2.5" D: 21.75" H: 24.75" WT: 9 lb.

	B/COM	C	D	E	F	G	H	I	J
Zone 1:	528	546	568	592	628	664	699	735	770
Zone 2:	541	559	581	605	641	677	712	748	783
Zone 3:	554	572	594	618	654	690	725	761	796
Zone 4:	567	585	607	631	667	703	738	774	809

Shaded portion of the illustration indicates the product being described. Modular seating orders must include a layout to ensure proper configuration. **Seat and back cushions MUST be ordered separately from arms** - please note the product descriptions on this page.

General Information:

COM: 1 yd. ♦
WOOD SPECS: Oak, Maple
MOIS. BARR: included
CA TB133: +\$40



32210L-LT LEFT ARM TO TABLE, UPH, WOOD CAP, LONG LEG, MODULAR

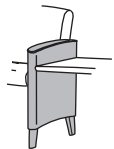
W: 2.5" D: 21.75" H: 24.75" WT: 9 lb.

	B/COM	C	D	E	F	G	H	I	J
Zone 1:	528	546	568	592	628	664	699	735	770
Zone 2:	541	559	581	605	641	677	712	748	783
Zone 3:	554	572	594	618	654	690	725	761	796
Zone 4:	567	585	607	631	667	703	738	774	809

Shaded portion of the illustration indicates the product being described. Modular seating orders must include a layout to ensure proper configuration. **Seat and back cushions MUST be ordered separately from arms** - please note the product descriptions on this page.

General Information:

COM: 1 yd. ♦
WOOD SPECS: Oak, Maple
MOIS. BARR: included
CA TB133: +\$40



32210L-RT RIGHT ARM TO TABLE, UPH, WOOD CAP, LONG LEG, MODULAR

W: 2.5" D: 21.75" H: 24.75" WT: 9 lb.

	B/COM	C	D	E	F	G	H	I	J
Zone 1:	528	546	568	592	628	664	699	735	770
Zone 2:	541	559	581	605	641	677	712	748	783
Zone 3:	554	572	594	618	654	690	725	761	796
Zone 4:	567	585	607	631	667	703	738	774	809

Shaded portion of the illustration indicates the product being described. Modular seating orders must include a layout to ensure proper configuration. **Seat and back cushions MUST be ordered separately from arms** - please note the product descriptions on this page.

General Information:

COM: 1 yd. ♦
WOOD SPECS: Oak, Maple
MOIS. BARR: included
CA TB133: +\$40

- When ordering specify:
- Product number
 - Fabric vendor, pattern and color
 - Oak or maple wood
 - Finish
 - Room layout

32410W-LA LEFT ARM, WOOD, WOOD CAP, MODULAR

W: 2.5" D: 21.75" H: 24.75" WT: 6.5 lb.

Price by Shipping Zone				
Zone	1	2	3	4
	524	537	550	563

Shaded portion of the illustration indicates the product being described. Modular seating orders must include a layout to ensure proper configuration. **Seat and back cushions MUST be ordered separately from arms** - please note the product descriptions on this page.

General Information:

COM: n/a ♦
 WOOD SPECS: Oak, Maple
 MOIS. BARR: n/a
 CA TB133: n/a



32410W-RA RIGHT ARM, WOOD, WOOD CAP, MODULAR

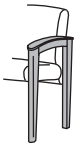
W: 2.5" D: 21.75" H: 24.75" WT: 6.5 lb.

Price by Shipping Zone				
Zone	1	2	3	4
	524	537	550	563

Shaded portion of the illustration indicates the product being described. Modular seating orders must include a layout to ensure proper configuration. **Seat and back cushions MUST be ordered separately from arms** - please note the product descriptions on this page.

General Information:

COM: n/a ♦
 WOOD SPECS: Oak, Maple
 MOIS. BARR: n/a
 CA TB133: n/a



32410W-CA CENTER ARM, WOOD, WOOD CAP, MODULAR

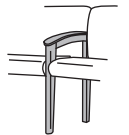
W: 2.5" D: 21.75" H: 24.75" WT: 6.5 lb.

Price by Shipping Zone				
Zone	1	2	3	4
	524	537	550	563

Shaded portion of the illustration indicates the product being described. Modular seating orders must include a layout to ensure proper configuration. **Seat and back cushions MUST be ordered separately from arms** - please note the product descriptions on this page.

General Information:

COM: n/a ♦
 WOOD SPECS: Oak, Maple
 MOIS. BARR: n/a
 CA TB133: n/a



32410W-LT LEFT ARM TO TABLE, WOOD, WOOD CAP, MODULAR

W: 2.5" D: 21.75" H: 24.75" WT: 6.5 lb.

Price by Shipping Zone				
Zone	1	2	3	4
	524	537	550	563

Shaded portion of the illustration indicates the product being described. Modular seating orders must include a layout to ensure proper configuration. **Seat and back cushions MUST be ordered separately from arms** - please note the product descriptions on this page.

General Information:

COM: n/a ♦
 WOOD SPECS: Oak, Maple
 MOIS. BARR: n/a
 CA TB133: n/a



32410W-RT RIGHT ARM TO TABLE, WOOD, WOOD CAP, MODULAR

W: 2.5" D: 21.75" H: 24.75" WT: 6.5 lb.

Price by Shipping Zone				
Zone	1	2	3	4
	524	537	550	563

Shaded portion of the illustration indicates the product being described. Modular seating orders must include a layout to ensure proper configuration. **Seat and back cushions MUST be ordered separately from arms** - please note the product descriptions on this page.

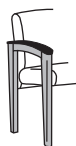
General Information:

COM: n/a ♦
 WOOD SPECS: Oak, Maple
 MOIS. BARR: n/a
 CA TB133: n/a



- When ordering specify:
- Product number
 - Oak or maple wood
 - Finish
 - Room layout

Capital modular arms



32410U-LA LEFT ARM, WOOD, URETHANE CAP, MODULAR

W: 2.5" D: 21.75" H: 24.75" WT: 6.5 lb.

Price by Shipping Zone				
Zone	1	2	3	4
	524	537	550	563

Urethane arm caps are available in black, khaki or espresso. Shaded portion of the illustration indicates the product being described. Modular seating orders must include a layout to ensure proper configuration. **Seat and back cushions MUST be ordered separately from arms** - please note the product descriptions on this page.

General Information:

COM: n/a ♦
WOOD SPECS: Oak, Maple
MOIS. BARR: n/a
CA TB133: n/a



32410U-RA RIGHT ARM, WOOD, URETHANE CAP, MODULAR

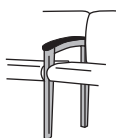
W: 2.5" D: 21.75" H: 24.75" WT: 6.5 lb.

Price by Shipping Zone				
Zone	1	2	3	4
	524	537	550	563

Urethane arm caps are available in black, khaki or espresso. Shaded portion of the illustration indicates the product being described. Modular seating orders must include a layout to ensure proper configuration. **Seat and back cushions MUST be ordered separately from arms** - please note the product descriptions on this page.

General Information:

COM: n/a ♦
WOOD SPECS: Oak, Maple
MOIS. BARR: n/a
CA TB133: n/a



32410U-CA CENTER ARM, WOOD, URETHANE CAP, MODULAR

W: 2.5" D: 21.75" H: 24.75" WT: 6.5 lb.

Price by Shipping Zone				
Zone	1	2	3	4
	524	537	550	563

Urethane arm caps are available in black, khaki or espresso. Shaded portion of the illustration indicates the product being described. Modular seating orders must include a layout to ensure proper configuration. **Seat and back cushions MUST be ordered separately from arms** - please note the product descriptions on this page.

General Information:

COM: n/a ♦
WOOD SPECS: Oak, Maple
MOIS. BARR: n/a
CA TB133: n/a



32410U-LT LEFT ARM TO TABLE, WOOD, URETHANE CAP, MODULAR

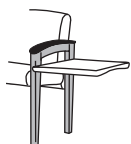
W: 2.5" D: 21.75" H: 24.75" WT: 6.5 lb.

Price by Shipping Zone				
Zone	1	2	3	4
	524	537	550	563

Urethane arm caps are available in black, khaki or espresso. Shaded portion of the illustration indicates the product being described. Modular seating orders must include a layout to ensure proper configuration. **Seat and back cushions MUST be ordered separately from arms** - please note the product descriptions on this page.

General Information:

COM: n/a ♦
WOOD SPECS: Oak, Maple
MOIS. BARR: n/a
CA TB133: n/a



32410U-RT RIGHT ARM TO TABLE, WOOD, URETHANE CAP, MODULAR

W: 2.5" D: 21.75" H: 24.75" WT: 6.5 lb.

Price by Shipping Zone				
Zone	1	2	3	4
	524	537	550	563

Urethane arm caps are available in black, khaki or espresso. Shaded portion of the illustration indicates the product being described. Modular seating orders must include a layout to ensure proper configuration. **Seat and back cushions MUST be ordered separately from arms** - please note the product descriptions on this page.

General Information:

COM: n/a ♦
WOOD SPECS: Oak, Maple
MOIS. BARR: n/a
CA TB133: n/a

When ordering specify:

- Product number
- Oak or maple wood
- Finish
- Room layout
- Urethane cap color

32610L-LA LEFT ARM, UPH, URETHANE CAP, LONG LEG, MODULAR

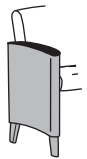
W: 2.5" D: 21.75" H: 24.75" WT: 9 lb.

	B/COM	C	D	E	F	G	H	I	J
Zone 1:	528	546	568	592	628	664	699	735	770
Zone 2:	541	559	581	605	641	677	712	748	783
Zone 3:	554	572	594	618	654	690	725	761	796
Zone 4:	567	585	607	631	667	703	738	774	809

Urethane arm caps are available in black, khaki or espresso. Shaded portion of the illustration indicates the product being described. Modular seating orders must include a layout to ensure proper configuration. **Seat and back cushions MUST be ordered separately from arms** - please note the product descriptions on this page.

General Information:

COM: 1 yd. ♦
 WOOD SPECS: Oak, Maple
 MOIS. BARR: included
 CA TB133: +\$40



32610L-RA RIGHT ARM, UPH, URETHANE CAP, LONG LEG, MODULAR

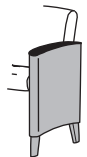
W: 2.5" D: 21.75" H: 24.75" WT: 9 lb.

	B/COM	C	D	E	F	G	H	I	J
Zone 1:	528	546	568	592	628	664	699	735	770
Zone 2:	541	559	581	605	641	677	712	748	783
Zone 3:	554	572	594	618	654	690	725	761	796
Zone 4:	567	585	607	631	667	703	738	774	809

Urethane arm caps are available in black, khaki or espresso. Shaded portion of the illustration indicates the product being described. Modular seating orders must include a layout to ensure proper configuration. **Seat and back cushions MUST be ordered separately from arms** - please note the product descriptions on this page.

General Information:

COM: 1 yd. ♦
 WOOD SPECS: Oak, Maple
 MOIS. BARR: included
 CA TB133: +\$40



32610L-CA CENTER ARM, UPH, URETHANE CAP, LONG LEG, MODULAR

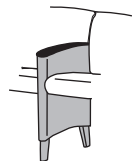
W: 2.5" D: 21.75" H: 24.75" WT: 9 lb.

	B/COM	C	D	E	F	G	H	I	J
Zone 1:	528	546	568	592	628	664	699	735	770
Zone 2:	541	559	581	605	641	677	712	748	783
Zone 3:	554	572	594	618	654	690	725	761	796
Zone 4:	567	585	607	631	667	703	738	774	809

Urethane arm caps are available in black, khaki or espresso. Shaded portion of the illustration indicates the product being described. Modular seating orders must include a layout to ensure proper configuration. **Seat and back cushions MUST be ordered separately from arms** - please note the product descriptions on this page.

General Information:

COM: 1 yd. ♦
 WOOD SPECS: Oak, Maple
 MOIS. BARR: included
 CA TB133: +\$40



32610L-LT LEFT ARM TO TABLE, UPH, URETHANE CAP, LONG LEG, MODULAR

W: 2.5" D: 21.75" H: 24.75" WT: 9 lb.

	B/COM	C	D	E	F	G	H	I	J
Zone 1:	528	546	568	592	628	664	699	735	770
Zone 2:	541	559	581	605	641	677	712	748	783
Zone 3:	554	572	594	618	654	690	725	761	796
Zone 4:	567	585	607	631	667	703	738	774	809

Urethane arm caps are available in black, khaki or espresso. Shaded portion of the illustration indicates the product being described. Modular seating orders must include a layout to ensure proper configuration. **Seat and back cushions MUST be ordered separately from arms** - please note the product descriptions on this page.

General Information:

COM: 1 yd. ♦
 WOOD SPECS: Oak, Maple
 MOIS. BARR: included
 CA TB133: +\$40



32610L-RT RIGHT ARM TO TABLE, UPH, URETHANE CAP, LONG LEG, MODULAR

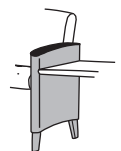
W: 2.5" D: 21.75" H: 24.75" WT: 9 lb.

	B/COM	C	D	E	F	G	H	I	J
Zone 1:	528	546	568	592	628	664	699	735	770
Zone 2:	541	559	581	605	641	677	712	748	783
Zone 3:	554	572	594	618	654	690	725	761	796
Zone 4:	567	585	607	631	667	703	738	774	809

Urethane arm caps are available in black, khaki or espresso. Shaded portion of the illustration indicates the product being described. Modular seating orders must include a layout to ensure proper configuration. **Seat and back cushions MUST be ordered separately from arms** - please note the product descriptions on this page.

General Information:

COM: 1 yd. ♦
 WOOD SPECS: Oak, Maple
 MOIS. BARR: included
 CA TB133: +\$40



- When ordering specify:
- Product number
 - Fabric vendor, pattern and color
 - Oak or maple wood
 - Finish
 - Room layout
 - Urethane cap color

Capital modular tables



32100-ST SPANNER TABLE, FOR WOOD CAP ARMS, MODULAR

W: 19" D: 18.75" H: 20" WT: 11 lb.

Price by Shipping Zone				
Zone	1	2	3	4
	634	650	666	682

Shaded portion of the illustration indicates the product being described. Modular seating orders must include a layout to ensure proper configuration.

General Information:

COM: n/a ♦
 WOOD SPECS: Oak, Maple
 MOIS. BARR: n/a
 CA TB133: n/a

32400-ST SPANNER TABLE, FOR WOOD ARMS, MODULAR

W: 19" D: 18.75" H: 20" WT: 11 lb.

Price by Shipping Zone				
Zone	1	2	3	4
	634	650	666	682

Shaded portion of the illustration indicates the product being described. Modular seating orders must include a layout to ensure proper configuration.

General Information:

COM: n/a ♦
 WOOD SPECS: Oak, Maple
 MOIS. BARR: n/a
 CA TB133: n/a



32100-ET END TABLE, FOR WOOD CAP ARMS, MODULAR

W: 19" D: 18.75" H: 20" WT: 13 lb.

Price by Shipping Zone				
Zone	1	2	3	4
	870	892	914	935

Shaded portion of the illustration indicates the product being described. Modular seating orders must include a layout to ensure proper configuration.

General Information:

COM: n/a ♦
 WOOD SPECS: Oak, Maple
 MOIS. BARR: n/a
 CA TB133: n/a

32400-ET END TABLE, FOR WOOD ARMS, MODULAR

W: 19" D: 18.75" H: 20" WT: 13 lb.

Price by Shipping Zone				
Zone	1	2	3	4
	870	892	914	935

Shaded portion of the illustration indicates the product being described. Modular seating orders must include a layout to ensure proper configuration.

General Information:

COM: n/a ♦
 WOOD SPECS: Oak, Maple
 MOIS. BARR: n/a
 CA TB133: n/a



32100-CT CORNER TABLE, FOR WOOD CAP ARMS, MODULAR

W: 25.5" D: 25.5" H: 20" WT: 18 lb.

Price by Shipping Zone				
Zone	1	2	3	4
	1246	1277	1308	1339

Shaded portion of the illustration indicates the product being described. Modular seating orders must include a layout to ensure proper configuration.

General Information:

COM: n/a ♦
 WOOD SPECS: Oak, Maple
 MOIS. BARR: n/a
 CA TB133: n/a

32400-CT CORNER TABLE, FOR WOOD ARMS, MODULAR

W: 25.5" D: 25.5" H: 20" WT: 18 lb.

Price by Shipping Zone				
Zone	1	2	3	4
	1246	1277	1308	1339

Shaded portion of the illustration indicates the product being described. Modular seating orders must include a layout to ensure proper configuration.

General Information:

COM: n/a ♦
 WOOD SPECS: Oak, Maple
 MOIS. BARR: n/a
 CA TB133: n/a

When ordering specify:

- Product number
- Laminate
- Oak or maple wood
- Finish
- Room layout



35211 CHAIR, WOOD CAP

W: 27.75" D: 28.25" H: 30" SW: 22.5" SD: 20" SH: 18" AH: 24.5" WT: 55 lb.

	B/COM	C	D	E	F	G	H	I	J
Zone 1:	2310	2378	2460	2550	2685	2820	2951	3086	3218
Zone 2:	2367	2435	2517	2607	2742	2877	3008	3143	3275
Zone 3:	2423	2491	2573	2663	2798	2933	3064	3199	3331
Zone 4:	2480	2548	2630	2720	2855	2990	3121	3256	3388

General Information:

COM: 3.75 yd. ♦
 WOOD SPECS: Oak, Maple
 MOIS. BARR: included
 CA TB133: +\$150

35212 LOVESEAT, WOOD CAP

W: 50.25" D: 28.25" H: 30" SW: 45" SD: 20" SH: 18" AH: 24.5" WT: 82 lb.

	B/COM	C	D	E	F	G	H	I	J
Zone 1:	3879	3978	4099	4231	4429	4627	4820	5018	5210
Zone 2:	3974	4073	4194	4326	4524	4722	4915	5113	5305
Zone 3:	4070	4169	4290	4422	4620	4818	5011	5209	5401
Zone 4:	4165	4264	4385	4517	4715	4913	5106	5304	5496

General Information:

COM: 5.5 yd. ♦
 WOOD SPECS: Oak, Maple
 MOIS. BARR: included
 CA TB133: +\$220

35213 SOFA, WOOD CAP

W: 72.75" D: 28.25" H: 30" SW: 67.5" SD: 20" SH: 18" AH: 24.5" WT: 114 lb.

	B/COM	C	D	E	F	G	H	I	J
Zone 1:	5234	5360	5514	5682	5934	6186	6431	6683	6928
Zone 2:	5363	5489	5643	5811	6063	6315	6560	6812	7057
Zone 3:	5492	5618	5772	5940	6192	6444	6689	6941	7186
Zone 4:	5620	5746	5900	6068	6320	6572	6817	7069	7314

General Information:

COM: 7 yd. ♦
 WOOD SPECS: Oak, Maple
 MOIS. BARR: included
 CA TB133: +\$280

35210-2T 2 SEAT TANDEM, WOOD CAP

W: 52.8" D: 28.25" H: 30" SW: 22.5" SD: 20" SH: 18" AH: 24.5" WT: 96 lb.

	B/COM	C	D	E	F	G	H	I	J
Zone 1:	4083	4200	4343	4499	4733	4967	5195	5429	5656
Zone 2:	4183	4300	4443	4599	4833	5067	5295	5529	5756
Zone 3:	4283	4400	4543	4699	4933	5167	5395	5629	5856
Zone 4:	4383	4500	4643	4799	5033	5267	5495	5729	5956

General Information:

COM: 6.5 yd. ♦
 WOOD SPECS: Oak, Maple
 MOIS. BARR: included
 CA TB133: +\$260

35210-3T 3 SEAT TANDEM, WOOD CAP


W: 77.9" D: 28.25" H: 30" SW: 22.5" SD: 20" SH: 18" AH: 24.5" WT: 142 lb.

	B/COM	C	D	E	F	G	H	I	J
Zone 1:	5870	6037	6240	6462	6795	7128	7452	7785	8109
Zone 2:	6014	6181	6384	6606	6939	7272	7596	7929	8253
Zone 3:	6158	6325	6528	6750	7083	7416	7740	8073	8397
Zone 4:	6302	6469	6672	6894	7227	7560	7884	8217	8541

General Information:

COM: 10 yd. ♦
 WOOD SPECS: Oak, Maple
 MOIS. BARR: included
 CA TB133: +\$370

When ordering specify:
 Product number
 Fabric vendor, pattern and color
 Oak or maple wood
 Finish



35221 CHAIR, WOOD CAP, WITH FRONT EDGE

W: 27.75"	D: 28.25"	H: 30"	SW: 22.5"	SD: 20"	SH: 18"	AH: 24.5"	WT: 62 lb.		
B/COM	C	D	E	F	G	H	I	J	
Zone 1:	2345	2422	2515	2617	2770	2923	3072	3225	3374
Zone 2:	2402	2479	2572	2674	2827	2980	3129	3282	3431
Zone 3:	2460	2537	2630	2732	2885	3038	3187	3340	3489
Zone 4:	2517	2594	2687	2789	2942	3095	3244	3397	3546

General Information:

COM: 4.25 yd. ♦
 WOOD SPECS: Oak, Maple
 MOIS. BARR: included
 CA TB133: +\$170

35222 LOVESEAT, WOOD CAP, WITH FRONT EDGE

W: 50.25"	D: 28.25"	H: 30"	SW: 45"	SD: 20"	SH: 18"	AH: 24.5"	WT: 88 lb.		
B/COM	C	D	E	F	G	H	I	J	
Zone 1:	3955	4059	4185	4323	4530	4737	4938	5145	5347
Zone 2:	4052	4156	4282	4420	4627	4834	5035	5242	5444
Zone 3:	4149	4253	4379	4517	4724	4931	5132	5339	5541
Zone 4:	4246	4350	4476	4614	4821	5028	5229	5436	5638

General Information:

COM: 5.75 yd. ♦
 WOOD SPECS: Oak, Maple
 MOIS. BARR: included
 CA TB133: +\$230

35223 SOFA, WOOD CAP, WITH FRONT EDGE

W: 72.75"	D: 28.25"	H: 30"	SW: 67.5"	SD: 20"	SH: 18"	AH: 24.5"	WT: 114 lb.		
B/COM	C	D	E	F	G	H	I	J	
Zone 1:	5367	5507	5677	5863	6142	6421	6692	6971	7243
Zone 2:	5499	5639	5809	5995	6274	6553	6824	7103	7375
Zone 3:	5631	5771	5941	6127	6406	6685	6956	7235	7507
Zone 4:	5763	5903	6073	6259	6538	6817	7088	7367	7639

General Information:

COM: 7.75 yd. ♦
 WOOD SPECS: Oak, Maple
 MOIS. BARR: included
 CA TB133: +\$310

35220-2T 2 SEAT TANDEM, WOOD CAP, WITH FRONT EDGE

W: 52.8"	D: 28.25"	H: 30"	SW: 22.5"	SD: 20"	SH: 18"	AH: 24.5"	WT: 102 lb.		
B/COM	C	D	E	F	G	H	I	J	
Zone 1:	4278	4400	4548	4710	4953	5196	5432	5675	5912
Zone 2:	4383	4505	4653	4815	5058	5301	5537	5780	6017
Zone 3:	4488	4610	4758	4920	5163	5406	5642	5885	6122
Zone 4:	4593	4715	4863	5025	5268	5511	5747	5990	6227

General Information:

COM: 6.75 yd. ♦
 WOOD SPECS: Oak, Maple
 MOIS. BARR: included
 CA TB133: +\$270

35220-3T 3 SEAT TANDEM, WOOD CAP, WITH FRONT EDGE

W: 77.9"	D: 28.25"	H: 30"	SW: 22.5"	SD: 20"	SH: 18"	AH: 24.5"	WT: 142 lb.		
B/COM	C	D	E	F	G	H	I	J	
Zone 1:	6158	6338	6558	6798	7158	7518	7868	8228	8578
Zone 2:	6309	6489	6709	6949	7309	7669	8019	8379	8729
Zone 3:	6460	6640	6860	7100	7460	7820	8170	8530	8880
Zone 4:	6611	6791	7011	7251	7611	7971	8321	8681	9031

General Information:

COM: 10 yd. ♦
 WOOD SPECS: Oak, Maple
 MOIS. BARR: included
 CA TB133: +\$400

When ordering specify:
 Product number
 Fabric vendor, pattern and color
 Oak or maple wood
 Finish



■ 35211-M 1 SEAT, MODULAR

W: 22.5" D: 28.25" H: 30" SW: 22.5" SD: 20" SH: 18" AH: – WT: 30 lb.

	B/COM	C	D	E	F	G	H	I	J
Zone 1:	1279	1320	1369	1423	1504	1585	1664	1745	1824
Zone 2:	1310	1351	1400	1454	1535	1616	1695	1776	1855
Zone 3:	1342	1383	1432	1486	1567	1648	1727	1808	1887
Zone 4:	1373	1414	1463	1517	1598	1679	1758	1839	1918

Shaded portion of the illustration indicates the product being described. Modular seating orders must include a layout to ensure proper configuration. Arms MUST be ordered separately from seat and back cushions - please note the product descriptions on this page.

General Information:

COM: 2.25 yd. ♦
WOOD SPECS: n/a
MOIS. BARR: included
CA TB133: +\$90

■ ■ 35212-M 2 SEAT, MODULAR

W: 45" D: 28.25" H: 30" SW: 45" SD: 20" SH: 18" AH: – WT: 52 lb.

	B/COM	C	D	E	F	G	H	I	J
Zone 1:	3007	3075	3157	3247	3382	3517	3648	3783	3915
Zone 2:	3081	3149	3231	3321	3456	3591	3722	3857	3989
Zone 3:	3155	3223	3305	3395	3530	3665	3796	3931	4063
Zone 4:	3229	3297	3379	3469	3604	3739	3870	4005	4137

Shaded portion of the illustration indicates the product being described. Modular seating orders must include a layout to ensure proper configuration. Arms MUST be ordered separately from seat and back cushions - please note the product descriptions on this page.

General Information:

COM: 3.75 yd. ♦
WOOD SPECS: n/a
MOIS. BARR: included
CA TB133: +\$150

■ ■ ■ 35213-M 3 SEAT, MODULAR

W: 67.5" D: 28.25" H: 30" SW: 67.5" SD: 20" SH: 18" AH: – WT: 74 lb.

	B/COM	C	D	E	F	G	H	I	J
Zone 1:	4201	4296	4411	4537	4726	4915	5099	5288	5472
Zone 2:	4304	4399	4514	4640	4829	5018	5202	5391	5575
Zone 3:	4408	4503	4618	4744	4933	5122	5306	5495	5679
Zone 4:	4511	4606	4721	4847	5036	5225	5409	5598	5782

Shaded portion of the illustration indicates the product being described. Modular seating orders must include a layout to ensure proper configuration. Arms MUST be ordered separately from seat and back cushions - please note the product descriptions on this page.

General Information:

COM: 5.25 yd. ♦
WOOD SPECS: n/a
MOIS. BARR: included
CA TB133: +\$210

■ 35221-M 1 SEAT, WITH FRONT EDGE, MODULAR

W: 22.5" D: 28.25" H: 30" SW: 22.5" SD: 20" SH: 18" AH: – WT: 34 lb.

	B/COM	C	D	E	F	G	H	I	J
Zone 1:	1375	1416	1465	1519	1600	1681	1760	1841	1920
Zone 2:	1409	1450	1499	1553	1634	1715	1794	1875	1954
Zone 3:	1442	1483	1532	1586	1667	1748	1827	1908	1987
Zone 4:	1476	1517	1566	1620	1701	1782	1861	1942	2021

Shaded portion of the illustration indicates the product being described. Modular seating orders must include a layout to ensure proper configuration. Arms MUST be ordered separately from seat and back cushions - please note the product descriptions on this page.

General Information:

COM: 2.25 yd. ♦
WOOD SPECS: n/a
MOIS. BARR: included
CA TB133: +\$90



■ ■ 35222-M 2 SEAT, WITH FRONT EDGE, MODULAR

W: 45" D: 28.25" H: 30" SW: 45" SD: 20" SH: 18" AH: – WT: 60 lb.

	B/COM	C	D	E	F	G	H	I	J
Zone 1:	3198	3275	3368	3470	3623	3776	3925	4078	4227
Zone 2:	3277	3354	3447	3549	3702	3855	4004	4157	4306
Zone 3:	3355	3432	3525	3627	3780	3933	4082	4235	4384
Zone 4:	3434	3511	3604	3706	3859	4012	4161	4314	4463

Shaded portion of the illustration indicates the product being described. Modular seating orders must include a layout to ensure proper configuration. Arms MUST be ordered separately from seat and back cushions - please note the product descriptions on this page.

General Information:

COM: 4.25 yd. ♦
WOOD SPECS: n/a
MOIS. BARR: included
CA TB133: +\$170

■ ■ ■ 35223-M 3 SEAT, WITH FRONT EDGE, MODULAR

W: 67.5" D: 28.25" H: 30" SW: 67.5" SD: 20" SH: 18" AH: – WT: 86 lb.

	B/COM	C	D	E	F	G	H	I	J
Zone 1:	4490	4598	4730	4874	5090	5306	5516	5732	5942
Zone 2:	4600	4708	4840	4984	5200	5416	5626	5842	6052
Zone 3:	4711	4819	4951	5095	5311	5527	5737	5953	6163
Zone 4:	4821	4929	5061	5205	5421	5637	5847	6063	6273

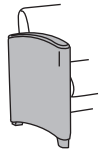
Shaded portion of the illustration indicates the product being described. Modular seating orders must include a layout to ensure proper configuration. Arms MUST be ordered separately from seat and back cushions - please note the product descriptions on this page.

General Information:

COM: 6 yd. ♦
WOOD SPECS: n/a
MOIS. BARR: included
CA TB133: +\$240

When ordering specify:
 Product number
 Fabric vendor, pattern and color
 Room layout

Capital lounge modular arms



35210-LA LEFT ARM, WOOD CAP, MODULAR

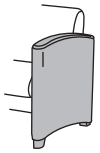
W: 2.6" D: 27" H: 24.5" WT: 14 lb.

	B/COM	C	D	E	F	G	H	I	J
Zone 1:	520	552	590	632	695	758	819	882	944
Zone 2:	532	564	602	644	707	770	831	894	956
Zone 3:	545	577	615	657	720	783	844	907	969
Zone 4:	557	589	627	669	732	795	856	919	981

Shaded portion of the illustration indicates the product being described. Modular seating orders must include a layout to ensure proper configuration. **Seat and back cushions MUST be ordered separately from arms** - please note the product descriptions on this page.

General Information:

COM: 1.75 yd. ♦
WOOD SPECS: Oak, Maple
MOIS. BARR: included
CA TB133: +\$70



35210-RA RIGHT ARM, WOOD CAP, MODULAR

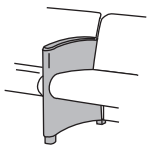
W: 2.6" D: 27" H: 24.5" WT: 14 lb.

	B/COM	C	D	E	F	G	H	I	J
Zone 1:	520	552	590	632	695	758	819	882	944
Zone 2:	532	564	602	644	707	770	831	894	956
Zone 3:	545	577	615	657	720	783	844	907	969
Zone 4:	557	589	627	669	732	795	856	919	981

Shaded portion of the illustration indicates the product being described. Modular seating orders must include a layout to ensure proper configuration. **Seat and back cushions MUST be ordered separately from arms** - please note the product descriptions on this page.

General Information:

COM: 1.75 yd. ♦
WOOD SPECS: Oak, Maple
MOIS. BARR: included
CA TB133: +\$70



35210-CA CENTER ARM, WOOD CAP, MODULAR

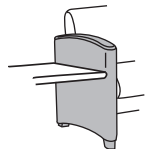
W: 2.6" D: 27" H: 24.5" WT: 14 lb.

	B/COM	C	D	E	F	G	H	I	J
Zone 1:	520	552	590	632	695	758	819	882	944
Zone 2:	532	564	602	644	707	770	831	894	956
Zone 3:	545	577	615	657	720	783	844	907	969
Zone 4:	557	589	627	669	732	795	856	919	981

Shaded portion of the illustration indicates the product being described. Modular seating orders must include a layout to ensure proper configuration. **Seat and back cushions MUST be ordered separately from arms** - please note the product descriptions on this page.

General Information:

COM: 1.75 yd. ♦
WOOD SPECS: Oak, Maple
MOIS. BARR: included
CA TB133: +\$70



35210-RT RIGHT ARM TO TABLE, WOOD CAP, MODULAR

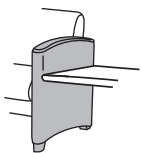
W: 2.6" D: 27" H: 24.5" WT: 14 lb.

	B/COM	C	D	E	F	G	H	I	J
Zone 1:	520	552	590	632	695	758	819	882	944
Zone 2:	532	564	602	644	707	770	831	894	956
Zone 3:	545	577	615	657	720	783	844	907	969
Zone 4:	557	589	627	669	732	795	856	919	981

Shaded portion of the illustration indicates the product being described. Modular seating orders must include a layout to ensure proper configuration. **Seat and back cushions MUST be ordered separately from arms** - please note the product descriptions on this page.

General Information:

COM: 1.75 yd. ♦
WOOD SPECS: Oak, Maple
MOIS. BARR: included
CA TB133: +\$70



35210-LT LEFT ARM TO TABLE, WOOD CAP, MODULAR

W: 2.6" D: 27" H: 24.5" WT: 14 lb.

	B/COM	C	D	E	F	G	H	I	J
Zone 1:	520	552	590	632	695	758	819	882	944
Zone 2:	532	564	602	644	707	770	831	894	956
Zone 3:	545	577	615	657	720	783	844	907	969
Zone 4:	557	589	627	669	732	795	856	919	981

Shaded portion of the illustration indicates the product being described. Modular seating orders must include a layout to ensure proper configuration. **Seat and back cushions MUST be ordered separately from arms** - please note the product descriptions on this page.

General Information:

COM: 1.75 yd. ♦
WOOD SPECS: Oak, Maple
MOIS. BARR: included
CA TB133: +\$70

- When ordering specify:
- Product number
 - Fabric vendor, pattern and color
 - Oak or maple wood
 - Finish
 - Room layout

35100-ST SPANNER TABLE, MODULAR

W: 22.5" D: 24" H: 20" WT: 18 lb.

Price by Shipping Zone				
Zone	1	2	3	4
	877	899	921	943

Shaded portion of the illustration indicates the product being described. Modular seating orders must include a layout to ensure proper configuration.

General Information:

COM: n/a ♦
 WOOD SPECS: Oak, Maple
 MOIS. BARR: n/a
 CA TB133: n/a



35100-CT CORNER TABLE, MODULAR

W: 30.6" D: 30.6" H: 20" WT: 28 lb.

Price by Shipping Zone				
Zone	1	2	3	4
	1551	1590	1629	1667

Shaded portion of the illustration indicates the product being described. Modular seating orders must include a layout to ensure proper configuration.

General Information:

COM: n/a ♦
 WOOD SPECS: Oak, Maple
 MOIS. BARR: n/a
 CA TB133: n/a



35100-ET END TABLE, MODULAR

W: 22.5" D: 24" H: 20" WT: 19 lb.

Price by Shipping Zone				
Zone	1	2	3	4
	1173	1202	1232	1261

Shaded portion of the illustration indicates the product being described. Modular seating orders must include a layout to ensure proper configuration.

General Information:

COM: n/a ♦
 WOOD SPECS: Oak, Maple
 MOIS. BARR: n/a
 CA TB133: n/a



- When ordering specify:
- Product number
 - Laminate
 - Oak or maple wood
 - Finish
 - Room layout

Capital freestanding tables



32-201919 END TABLE

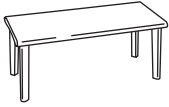
W: 19" D: 19" H: 20" WT: 15 lb.

Price by Shipping Zone

Zone	1	2	3	4
	1061	1088	1114	1141

General Information:

COM: n/a ♦
 WOOD SPECS: Oak, Maple
 MOIS. BARR: n/a
 CA TB133: n/a



32-161938 COFFEE TABLE

W: 38" D: 19" H: 16" WT: 23 lb.

Price by Shipping Zone

Zone	1	2	3	4
	1152	1181	1210	1238

General Information:

COM: n/a ♦
 WOOD SPECS: Oak, Maple
 MOIS. BARR: n/a
 CA TB133: n/a



35-202121 END TABLE

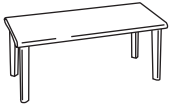
W: 21" D: 21" H: 20" WT: 17 lb.

Price by Shipping Zone

Zone	1	2	3	4
	1144	1173	1201	1230

General Information:

COM: n/a ♦
 WOOD SPECS: Oak, Maple
 MOIS. BARR: n/a
 CA TB133: n/a



35-161941 COFFEE TABLE

W: 41" D: 19" H: 16" WT: 27 lb.

Price by Shipping Zone

Zone	1	2	3	4
	1236	1267	1298	1329

General Information:

COM: n/a ♦
 WOOD SPECS: Oak, Maple
 MOIS. BARR: n/a
 CA TB133: n/a

- When ordering specify:
- Product number
 - Laminate
 - Oak or maple wood
 - Finish



32441H22W HIP CHAIR, 22" SEAT, WOOD ARM, WOOD CAP

W: 26.5" D: 25" H: 41.5" SW: 22" SD: 17.5" SH: 25.5" AH: 32.25" WT: 47 lb.

	B/COM	C	D	E	F	G	H	I	J
Zone 1:	2025	2061	2105	2153	2225	2297	2367	2439	2509
Zone 2:	2075	2111	2155	2203	2275	2347	2417	2489	2559
Zone 3:	2125	2161	2205	2253	2325	2397	2467	2539	2609
Zone 4:	2175	2211	2255	2303	2375	2447	2517	2589	2659

General Information:

COM: 2 yd. ♦
 WOOD SPECS: Oak, Maple
 MOIS. BARR: included
 CA TB133: +\$80

32441H24W HIP CHAIR, 24" SEAT, WOOD ARM, WOOD CAP

W: 28.5" D: 25" H: 41.5" SW: 24" SD: 17.5" SH: 25.5" AH: 32.25" WT: 49 lb.

	B/COM	C	D	E	F	G	H	I	J
Zone 1:	2098	2134	2178	2226	2298	2370	2440	2512	2582
Zone 2:	2150	2186	2230	2278	2350	2422	2492	2564	2634
Zone 3:	2202	2238	2282	2330	2402	2474	2544	2616	2686
Zone 4:	2254	2290	2334	2382	2454	2526	2596	2668	2738

General Information:

COM: 2 yd. ♦
 WOOD SPECS: Oak, Maple
 MOIS. BARR: included
 CA TB133: +\$80

32441H22U HIP CHAIR, 22" SEAT, WOOD ARM, URETHANE CAP

W: 26.5" D: 25" H: 41.5" SW: 22" SD: 17.5" SH: 25.5" AH: 32.25" WT: 47 lb.

	B/COM	C	D	E	F	G	H	I	J
Zone 1:	2025	2061	2105	2153	2225	2297	2367	2439	2509
Zone 2:	2075	2111	2155	2203	2275	2347	2417	2489	2559
Zone 3:	2125	2161	2205	2253	2325	2397	2467	2539	2609
Zone 4:	2175	2211	2255	2303	2375	2447	2517	2589	2659

Urethane arm caps are available in black, khaki or espresso.

General Information:

COM: 2 yd. ♦
 WOOD SPECS: Oak, Maple
 MOIS. BARR: included
 CA TB133: +\$80



32441H24U HIP CHAIR, 24" SEAT, WOOD ARM, URETHANE CAP

W: 28.5" D: 25" H: 41.5" SW: 24" SD: 17.5" SH: 25.5" AH: 32.25" WT: 49 lb.

	B/COM	C	D	E	F	G	H	I	J
Zone 1:	2098	2134	2178	2226	2298	2370	2440	2512	2582
Zone 2:	2150	2186	2230	2278	2350	2422	2492	2564	2634
Zone 3:	2202	2238	2282	2330	2402	2474	2544	2616	2686
Zone 4:	2254	2290	2334	2382	2454	2526	2596	2668	2738

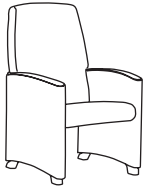
Urethane arm caps are available in black, khaki or espresso.

General Information:

COM: 2 yd. ♦
 WOOD SPECS: Oak, Maple
 MOIS. BARR: included
 CA TB133: +\$80

- When ordering specify:*
- Product number
 - Fabric vendor, pattern and color
 - Oak or maple wood
 - Finish
 - Urethane cap color

Capital gliders



32151G20 GLIDER, 20" SEAT, UPH ARM

W: 27.5"	D: 30"	H: 42"	SW: 20"	SD: 19.5"	SH: 18.5"	AH: 24.75"	WT: 56 lb.		
	B/COM	C	D	E	F	G	H	I	J
Zone 1:	2286	2354	2436	2526	2661	2796	2927	3062	3194
Zone 2:	2342	2410	2492	2582	2717	2852	2983	3118	3250
Zone 3:	2398	2466	2548	2638	2773	2908	3039	3174	3306
Zone 4:	2454	2522	2604	2694	2829	2964	3095	3230	3362

General Information:

COM: 3.75 yd. ♦
 WOOD SPECS: n/a
 MOIS. BARR: included
 CA TB133: +\$150

32151G22 GLIDER, 22" SEAT, UPH ARM

W: 29.5"	D: 30"	H: 42"	SW: 22"	SD: 19.5"	SH: 18.5"	AH: 24.75"	WT: 59 lb.		
	B/COM	C	D	E	F	G	H	I	J
Zone 1:	2382	2450	2532	2622	2757	2892	3023	3158	3290
Zone 2:	2440	2508	2590	2680	2815	2950	3081	3216	3348
Zone 3:	2499	2567	2649	2739	2874	3009	3140	3275	3407
Zone 4:	2557	2625	2707	2797	2932	3067	3198	3333	3465

General Information:

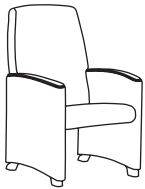
COM: 3.75 yd. ♦
 WOOD SPECS: n/a
 MOIS. BARR: included
 CA TB133: +\$150

32151G24 GLIDER, 24" SEAT, UPH ARM

W: 31.5"	D: 30"	H: 42"	SW: 24"	SD: 19.5"	SH: 18.5"	AH: 24.75"	WT: 62 lb.		
	B/COM	C	D	E	F	G	H	I	J
Zone 1:	2483	2555	2643	2739	2883	3027	3167	3311	3451
Zone 2:	2544	2616	2704	2800	2944	3088	3228	3372	3512
Zone 3:	2605	2677	2765	2861	3005	3149	3289	3433	3573
Zone 4:	2666	2738	2826	2922	3066	3210	3350	3494	3634

General Information:

COM: 4 yd. ♦
 WOOD SPECS: n/a
 MOIS. BARR: included
 CA TB133: +\$160



32251G20 GLIDER, 20" SEAT, UPH ARM, WOOD CAP

W: 27.5"	D: 30"	H: 42"	SW: 20"	SD: 19.5"	SH: 18.5"	AH: 24.75"	WT: 56 lb.		
	B/COM	C	D	E	F	G	H	I	J
Zone 1:	2476	2544	2626	2716	2851	2986	3117	3252	3384
Zone 2:	2537	2605	2687	2777	2912	3047	3178	3313	3445
Zone 3:	2598	2666	2748	2838	2973	3108	3239	3374	3506
Zone 4:	2658	2726	2808	2898	3033	3168	3299	3434	3566

General Information:

COM: 3.75 yd. ♦
 WOOD SPECS: Oak, Maple
 MOIS. BARR: included
 CA TB133: +\$150

32251G22 GLIDER, 22" SEAT, UPH ARM, WOOD CAP

W: 29.5"	D: 30"	H: 42"	SW: 22"	SD: 19.5"	SH: 18.5"	AH: 24.75"	WT: 59 lb.		
	B/COM	C	D	E	F	G	H	I	J
Zone 1:	2570	2638	2720	2810	2945	3080	3211	3346	3478
Zone 2:	2633	2701	2783	2873	3008	3143	3274	3409	3541
Zone 3:	2696	2764	2846	2936	3071	3206	3337	3472	3604
Zone 4:	2759	2827	2909	2999	3134	3269	3400	3535	3667

General Information:

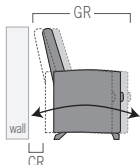
COM: 3.75 yd. ♦
 WOOD SPECS: Oak, Maple
 MOIS. BARR: included
 CA TB133: +\$150

32251G24 GLIDER, 24" SEAT, UPH ARM, WOOD CAP

W: 31.5"	D: 30"	H: 42"	SW: 24"	SD: 19.5"	SH: 18.5"	AH: 24.75"	WT: 62 lb.		
	B/COM	C	D	E	F	G	H	I	J
Zone 1:	2652	2720	2802	2892	3027	3162	3293	3428	3560
Zone 2:	2717	2785	2867	2957	3092	3227	3358	3493	3625
Zone 3:	2782	2850	2932	3022	3157	3292	3423	3558	3690
Zone 4:	2848	2916	2998	3088	3223	3358	3489	3624	3756

General Information:

COM: 3.75 yd. ♦
 WOOD SPECS: Oak, Maple
 MOIS. BARR: included
 CA TB133: +\$150



GR- Glider range from forward point to rear point is 41"
 CR- Clearance required when placed against a wall is 7"

- When ordering specify:
- Product number
 - Fabric vendor, pattern and color
 - Oak or maple wood
 - Finish



32651G20 GLIDER, 20" SEAT, UPH ARM, URETHANE CAP

W: 27.5"	D: 30"	H: 42"	SW: 20"	SD: 19.5"	SH: 18.5"	AH: 24.75"	WT: 58 lb.		
B/COM	C	D	E	F	G	H	I	J	
Zone 1:	2476	2544	2626	2716	2851	2986	3117	3252	3384
Zone 2:	2537	2605	2687	2777	2912	3047	3178	3313	3445
Zone 3:	2598	2666	2748	2838	2973	3108	3239	3374	3506
Zone 4:	2658	2726	2808	2898	3033	3168	3299	3434	3566

Urethane arm caps are available in black, khaki or espresso.

General Information:

COM: 3.75 yd. ♦
 WOOD SPECS: n/a
 MOIS. BARR: included
 CA TB133: +\$150

32651G22 GLIDER, 22" SEAT, UPH ARM, URETHANE CAP

W: 29.5"	D: 30"	H: 42"	SW: 22"	SD: 19.5"	SH: 18.5"	AH: 24.75"	WT: 61 lb.		
B/COM	C	D	E	F	G	H	I	J	
Zone 1:	2570	2638	2720	2810	2945	3080	3211	3346	3478
Zone 2:	2633	2701	2783	2873	3008	3143	3274	3409	3541
Zone 3:	2696	2764	2846	2936	3071	3206	3337	3472	3604
Zone 4:	2759	2827	2909	2999	3134	3269	3400	3535	3667

Urethane arm caps are available in black, khaki or espresso.

General Information:

COM: 3.75 yd. ♦
 WOOD SPECS: n/a
 MOIS. BARR: included
 CA TB133: +\$150

32651G24 GLIDER, 24" SEAT, UPH ARM, URETHANE CAP

W: 31.5"	D: 30"	H: 42"	SW: 24"	SD: 19.5"	SH: 18.5"	AH: 24.75"	WT: 64 lb.		
B/COM	C	D	E	F	G	H	I	J	
Zone 1:	2652	2720	2802	2892	3027	3162	3293	3428	3560
Zone 2:	2717	2785	2867	2957	3092	3227	3358	3493	3625
Zone 3:	2782	2850	2932	3022	3157	3292	3423	3558	3690
Zone 4:	2848	2916	2998	3088	3223	3358	3489	3624	3756

Urethane arm caps are available in black, khaki or espresso.

General Information:

COM: 3.75 yd. ♦
 WOOD SPECS: n/a
 MOIS. BARR: included
 CA TB133: +\$150

32151LG20 GLIDER, 20" SEAT, UPH ARM, LOCKING MECHANISM

W: 27.5"	D: 30"	H: 42"	SW: 20"	SD: 19.5"	SH: 18.5"	AH: 24.75"	WT: 58 lb.		
B/COM	C	D	E	F	G	H	I	J	
Zone 1:	2442	2510	2592	2682	2817	2952	3083	3218	3350
Zone 2:	2502	2570	2652	2742	2877	3012	3143	3278	3410
Zone 3:	2562	2630	2712	2802	2937	3072	3203	3338	3470
Zone 4:	2622	2690	2772	2862	2997	3132	3263	3398	3530

General Information:

COM: 3.75 yd. ♦
 WOOD SPECS: n/a
 MOIS. BARR: included
 CA TB133: +\$150



32151LG22 GLIDER, 22" SEAT, UPH ARM, LOCKING MECHANISM

W: 29.5"	D: 30"	H: 42"	SW: 22"	SD: 19.5"	SH: 18.5"	AH: 24.75"	WT: 61 lb.		
B/COM	C	D	E	F	G	H	I	J	
Zone 1:	2545	2613	2695	2785	2920	3055	3186	3321	3453
Zone 2:	2607	2675	2757	2847	2982	3117	3248	3383	3515
Zone 3:	2670	2738	2820	2910	3045	3180	3311	3446	3578
Zone 4:	2733	2801	2883	2973	3108	3243	3374	3509	3641

General Information:

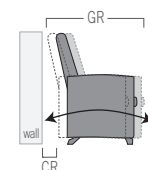
COM: 3.75 yd. ♦
 WOOD SPECS: n/a
 MOIS. BARR: included
 CA TB133: +\$150

32151LG24 GLIDER, 24" SEAT, UPH ARM, LOCKING MECHANISM

W: 31.5"	D: 30"	H: 42"	SW: 24"	SD: 19.5"	SH: 18.5"	AH: 24.75"	WT: 64 lb.		
B/COM	C	D	E	F	G	H	I	J	
Zone 1:	2639	2711	2799	2895	3039	3183	3323	3467	3607
Zone 2:	2704	2776	2864	2960	3104	3248	3388	3532	3672
Zone 3:	2769	2841	2929	3025	3169	3313	3453	3597	3737
Zone 4:	2833	2905	2993	3089	3233	3377	3517	3661	3801

General Information:

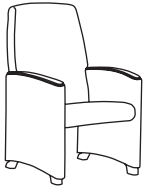
COM: 4 yd. ♦
 WOOD SPECS: n/a
 MOIS. BARR: included
 CA TB133: +\$160



GR- Glider range from forward point to rear point is 41"
 CR- Clearance required when placed against a wall is 7"

When ordering specify:
 Product number
 Fabric vendor, pattern and color
 Urethane cap color

Capital gliders



32251LG20 GLIDER, 20" SEAT, UPH ARM, WOOD CAP, LOCKING MECHANISM

W: 27.5"	D: 30"	H: 42"	SW: 20"	SD: 19.5"	SH: 18.5"	AH: 24.75"	WT: 58 lb.		
B/COM	C	D	E	F	G	H	I	J	
Zone 1:	2638	2706	2788	2878	3013	3148	3279	3414	3546
Zone 2:	2703	2771	2853	2943	3078	3213	3344	3479	3611
Zone 3:	2768	2836	2918	3008	3143	3278	3409	3544	3676
Zone 4:	2832	2900	2982	3072	3207	3342	3473	3608	3740

General Information:

COM: 3.75 yd. ♦
 WOOD SPECS: Oak, Maple
 MOIS. BARR: included
 CA TB133: +\$150

32251LG22 GLIDER, 22" SEAT, UPH ARM, WOOD CAP, LOCKING MECHANISM

W: 29.5"	D: 30"	H: 42"	SW: 22"	SD: 19.5"	SH: 18.5"	AH: 24.75"	WT: 61 lb.		
B/COM	C	D	E	F	G	H	I	J	
Zone 1:	2725	2793	2875	2965	3100	3235	3366	3501	3633
Zone 2:	2792	2860	2942	3032	3167	3302	3433	3568	3700
Zone 3:	2859	2927	3009	3099	3234	3369	3500	3635	3767
Zone 4:	2926	2994	3076	3166	3301	3436	3567	3702	3834

General Information:

COM: 3.75 yd. ♦
 WOOD SPECS: Oak, Maple
 MOIS. BARR: included
 CA TB133: +\$150

32251LG24 GLIDER, 24" SEAT, UPH ARM, WOOD CAP, LOCKING MECHANISM

W: 31.5"	D: 30"	H: 42"	SW: 24"	SD: 19.5"	SH: 18.5"	AH: 24.75"	WT: 64 lb.		
B/COM	C	D	E	F	G	H	I	J	
Zone 1:	2808	2876	2958	3048	3183	3318	3449	3584	3716
Zone 2:	2877	2945	3027	3117	3252	3387	3518	3653	3785
Zone 3:	2946	3014	3096	3186	3321	3456	3587	3722	3854
Zone 4:	3015	3083	3165	3255	3390	3525	3656	3791	3923

General Information:

COM: 3.75 yd. ♦
 WOOD SPECS: Oak, Maple
 MOIS. BARR: included
 CA TB133: +\$150

32651LG20 GLIDER, 20" SEAT, UPH ARM, URETHANE CAP, LOCKING MECHANISM

W: 27.5"	D: 30"	H: 42"	SW: 20"	SD: 19.5"	SH: 18.5"	AH: 24.75"	WT: 58 lb.		
B/COM	C	D	E	F	G	H	I	J	
Zone 1:	2638	2706	2788	2878	3013	3148	3279	3414	3546
Zone 2:	2703	2771	2853	2943	3078	3213	3344	3479	3611
Zone 3:	2768	2836	2918	3008	3143	3278	3409	3544	3676
Zone 4:	2832	2900	2982	3072	3207	3342	3473	3608	3740

Urethane arm caps are available in black, khaki or espresso.

General Information:

COM: 3.75 yd. ♦
 WOOD SPECS: n/a
 MOIS. BARR: included
 CA TB133: +\$150

32651LG22 GLIDER, 22" SEAT, UPH ARM, URETHANE CAP, LOCKING MECHANISM

W: 29.5"	D: 30"	H: 42"	SW: 22"	SD: 19.5"	SH: 18.5"	AH: 24.75"	WT: 61 lb.		
B/COM	C	D	E	F	G	H	I	J	
Zone 1:	2725	2793	2875	2965	3100	3235	3366	3501	3633
Zone 2:	2792	2860	2942	3032	3167	3302	3433	3568	3700
Zone 3:	2859	2927	3009	3099	3234	3369	3500	3635	3767
Zone 4:	2926	2994	3076	3166	3301	3436	3567	3702	3834

Urethane arm caps are available in black, khaki or espresso.

General Information:

COM: 3.75 yd. ♦
 WOOD SPECS: n/a
 MOIS. BARR: included
 CA TB133: +\$150

32651LG24 GLIDER, 24" SEAT, UPH ARM, URETHANE CAP, LOCKING MECHANISM

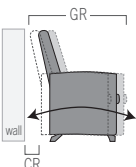
W: 31.5"	D: 30"	H: 42"	SW: 24"	SD: 19.5"	SH: 18.5"	AH: 24.75"	WT: 64 lb.		
B/COM	C	D	E	F	G	H	I	J	
Zone 1:	2808	2876	2958	3048	3183	3318	3449	3584	3716
Zone 2:	2877	2945	3027	3117	3252	3387	3518	3653	3785
Zone 3:	2946	3014	3096	3186	3321	3456	3587	3722	3854
Zone 4:	3015	3083	3165	3255	3390	3525	3656	3791	3923

Urethane arm caps are available in black, khaki or espresso.

General Information:

COM: 3.75 yd. ♦
 WOOD SPECS: n/a
 MOIS. BARR: included
 CA TB133: +\$150

GR- Glider range from forward point to rear point is 41"
 CR- Clearance required when placed against a wall is 7"



- When ordering specify:
- Product number
 - Fabric vendor, pattern and color
 - Oak or maple wood
 - Finish
 - Urethane cap color

32981 RECLINER

W: 26"	D: 34"	H: 43.75"	SW: 20.5"	SD: 21.25"	SH: 18.5"	AH: 25"	WT: 89 lb.		
	B/COM	C	D	E	F	G	H	I	J
Zone 1:	2992	3078	3182	3296	3467	3638	3804	3975	4142
Zone 2:	3065	3151	3255	3369	3540	3711	3877	4048	4215
Zone 3:	3139	3225	3329	3443	3614	3785	3951	4122	4289
Zone 4:	3212	3298	3402	3516	3687	3858	4024	4195	4362

General Information:

COM: 4.75 yd. ♦
 WOOD SPECS: Oak, Maple
 MOIS. BARR: included
 CA TB133: +\$190



32W981 RECLINER, WIDE, UPH ARM

W: 28.5"	D: 34"	H: 43.75"	SW: 23"	SD: 21.25"	SH: 18.5"	AH: 25"	WT: 91 lb.		
	B/COM	C	D	E	F	G	H	I	J
Zone 1:	3282	3377	3492	3618	3807	3996	4180	4369	4553
Zone 2:	3362	3457	3572	3698	3887	4076	4260	4449	4633
Zone 3:	3443	3538	3653	3779	3968	4157	4341	4530	4714
Zone 4:	3523	3618	3733	3859	4048	4237	4421	4610	4794

General Information:

COM: 5.25 yd. ♦
 WOOD SPECS: Oak, Maple
 MOIS. BARR: included
 CA TB133: +\$210



32981W RECLINER, WOOD CAP

W: 26"	D: 34"	H: 43.75"	SW: 20.5"	SD: 21.25"	SH: 18.5"	AH: 25"	WT: 89 lb.		
	B/COM	C	D	E	F	G	H	I	J
Zone 1:	3183	3269	3373	3487	3658	3829	3995	4166	4333
Zone 2:	3261	3347	3451	3565	3736	3907	4073	4244	4411
Zone 3:	3339	3425	3529	3643	3814	3985	4151	4322	4489
Zone 4:	3417	3503	3607	3721	3892	4063	4229	4400	4567

General Information:

COM: 4.75 yd. ♦
 WOOD SPECS: Oak, Maple
 MOIS. BARR: included
 CA TB133: +\$190



32W981W RECLINER, WIDE, WOOD CAP

W: 28.5"	D: 34"	H: 43.75"	SW: 23"	SD: 21.25"	SH: 18.5"	AH: 25"	WT: 91 lb.		
	B/COM	C	D	E	F	G	H	I	J
Zone 1:	3466	3561	3676	3802	3991	4180	4364	4553	4737
Zone 2:	3551	3646	3761	3887	4076	4265	4449	4638	4822
Zone 3:	3636	3731	3846	3972	4161	4350	4534	4723	4907
Zone 4:	3721	3816	3931	4057	4246	4435	4619	4808	4992

General Information:

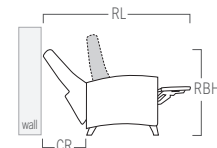
COM: 5.25 yd. ♦
 WOOD SPECS: Oak, Maple
 MOIS. BARR: included
 CA TB133: +\$210



Accessories

Casters, 5 lb.	32900-LC	+\$283	
Pushbar, 1.25 lb.	32900-PB	+\$121	
Foley-bag Hook, 0.125 lb.	32900-BH	+\$39	Specify left or right side (as facing).
Standard IV-pole, 7 lb.	32900-V1	+\$239	Specify left or right side (as facing).
Trigger IV-pole, 8 lb.	32900-V2	+\$435	Specify left or right side (as facing).
Stainless IV-pole, 8 lb.	32900-32900-PB3	+\$514	Specify left or right side (as facing).
Flip Table, 10 lb.	32900-FTL or R	+\$352	Specify left or right side (as facing). Specify laminate.
Flip Table is 14"d x 12-1/2"w.			

Specify left or right side for Foley Bag Hook, IV-poles and Flip Table (while facing front of chair).



RL- Reclined length 64"
 RBH- Reclined back height 35"
 CR- Clearance required when placed against a wall is 20"

- When ordering specify:
- Product number
 - Fabric vendor, pattern and color
 - Oak or maple wood
 - Finish
 - Recliner options

Capital recliners



32981U RECLINER, URETHANE CAP

W: 26" D: 34" H: 43.75" SW: 20.5" SD: 21.25" SH: 18.5" AH: 25" WT: 89 lb.

	B/COM	C	D	E	F	G	H	I	J
Zone 1:	3183	3269	3373	3487	3658	3829	3995	4166	4333
Zone 2:	3261	3347	3451	3565	3736	3907	4073	4244	4411
Zone 3:	3339	3425	3529	3643	3814	3985	4151	4322	4489
Zone 4:	3417	3503	3607	3721	3892	4063	4229	4400	4567

Urethane arm caps are available in black, khaki or espresso.

General Information:

COM: 4.75 yd. ♦
WOOD SPECS: Oak, Maple
MOIS. BARR: included
CA TB133: +\$190



32W981U RECLINER, WIDE, URETHANE CAP

W: 28.5" D: 34" H: 43.75" SW: 23" SD: 21.25" SH: 18.5" AH: 25" WT: 91 lb.

	B/COM	C	D	E	F	G	H	I	J
Zone 1:	3466	3561	3676	3802	3991	4180	4364	4553	4737
Zone 2:	3551	3646	3761	3887	4076	4265	4449	4638	4822
Zone 3:	3636	3731	3846	3972	4161	4350	4534	4723	4907
Zone 4:	3721	3816	3931	4057	4246	4435	4619	4808	4992

Urethane arm caps are available in black, khaki or espresso.

General Information:

COM: 5.25 yd. ♦
WOOD SPECS: Oak, Maple
MOIS. BARR: included
CA TB133: +\$210



32900-HR RECLINER HEAD REST

W: - D: - H: - WT: 1 lb.

	B/COM	C	D	E	F	G	H	I	J
Zone 1:	123	141	163	187	223	259	294	330	365
Zone 2:	126	144	166	190	226	262	297	333	368
Zone 3:	129	147	169	193	229	265	300	336	371
Zone 4:	131	149	171	195	231	267	302	338	373

General Information:

COM: 1 yd. ♦
WOOD SPECS: n/a
MOIS. BARR: included
CA TB133: +\$40

32W900-HR RECLINER HEAD REST, WIDE

W: - D: - H: - WT: 1.25 lb.

	B/COM	C	D	E	F	G	H	I	J
Zone 1:	128	151	178	208	253	298	342	387	431
Zone 2:	131	154	181	211	256	301	345	390	434
Zone 3:	134	157	184	214	259	304	348	393	437
Zone 4:	136	159	186	216	261	306	350	395	439

General Information:

COM: 1.25 yd. ♦
WOOD SPECS: n/a
MOIS. BARR: included
CA TB133: +\$50

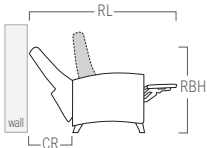
32900-RM REPLACEMENT RECLINING MECHANISM

WT: 10 lb.

Price by Shipping Zone				
Zone	1	2	3	4
	351	360	369	377

General Information:

COM: n/a ♦
WOOD SPECS: n/a
MOIS. BARR: n/a
CA TB133: n/a



RL- Reclined length 64"
RBH- Reclined back height 35"
CR- Clearance required when placed against a wall is 20"

- When ordering specify:
- Product number
 - Fabric vendor, pattern and color
 - Oak or maple wood
 - Finish
 - Recliner options
 - Urethane cap color

Accessories

Casters, 5 lb.	32900-LC	+\$283	
Pushbar, 1.25 lb.	32900-PB	+\$121	
Foley-bag Hook, 0.125 lb.	32900-BH	+\$39	Specify left or right side (as facing).
Standard IV-pole, 7 lb.	32900-V1	+\$239	Specify left or right side (as facing).
Trigger IV-pole, 8 lb.	32900-V2	+\$435	Specify left or right side (as facing).
Stainless IV-pole, 8 lb.	32900-32900-PB3	+\$514	Specify left or right side (as facing).
Flip Table, 10 lb.	32900-FTL or R	+\$352	Specify left or right side (as facing). Specify laminate.
Flip Table is 14"d x 12-1/2"w.			

Specify left or right side for Foley Bag Hook, IV-poles and Flip Table (while facing front of chair).

32841 SLEEP CHAIR

W: 30"	D: 33.5"	H: 33.25"	SW: 24"	SD: 21"	SH: 18"	AH: 25"	WT: 110 lb.		
	B/COM	C	D	E	F	G	H	I	J
Zone 1:	3578	3673	3788	3914	4103	4292	4476	4665	4849
Zone 2:	3666	3761	3876	4002	4191	4380	4564	4753	4937
Zone 3:	3754	3849	3964	4090	4279	4468	4652	4841	5025
Zone 4:	3842	3937	4052	4178	4367	4556	4740	4929	5113

General Information:

COM: 5.25 yd. ♦
 WOOD SPECS: Oak, Maple
 MOIS. BARR: included
 CA TB133: +\$210



32W841 SLEEP CHAIR, WIDE

W: 36"	D: 33.5"	H: 33.25"	SW: 30"	SD: 21"	SH: 18"	AH: 25"	WT: 128 lb.		
	B/COM	C	D	E	F	G	H	I	J
Zone 1:	3865	3973	4105	4249	4465	4681	4891	5107	5317
Zone 2:	3960	4068	4200	4344	4560	4776	4986	5202	5412
Zone 3:	4055	4163	4295	4439	4655	4871	5081	5297	5507
Zone 4:	4149	4257	4389	4533	4749	4965	5175	5391	5601

General Information:

COM: 6 yd. ♦
 WOOD SPECS: Oak, Maple
 MOIS. BARR: included
 CA TB133: +\$240




32841W SLEEP CHAIR, WOOD CAP

W: 30"	D: 33.5"	H: 33.25"	SW: 24"	SD: 21"	SH: 18"	AH: 25"	WT: 110 lb.		
	B/COM	C	D	E	F	G	H	I	J
Zone 1:	3769	3864	3979	4105	4294	4483	4667	4856	5040
Zone 2:	3862	3957	4072	4198	4387	4576	4760	4949	5133
Zone 3:	3954	4049	4164	4290	4479	4668	4852	5041	5225
Zone 4:	4047	4142	4257	4383	4572	4761	4945	5134	5318

General Information:

COM: 5.25 yd. ♦
 WOOD SPECS: Oak, Maple
 MOIS. BARR: included
 CA TB133: +\$210



32W841W SLEEP CHAIR, WIDE, WOOD CAP

W: 36"	D: 33.5"	H: 33.25"	SW: 30"	SD: 21"	SH: 18"	AH: 25"	WT: 128 lb.		
	B/COM	C	D	E	F	G	H	I	J
Zone 1:	4056	4164	4296	4440	4656	4872	5082	5298	5508
Zone 2:	4156	4264	4396	4540	4756	4972	5182	5398	5608
Zone 3:	4255	4363	4495	4639	4855	5071	5281	5497	5707
Zone 4:	4355	4463	4595	4739	4955	5171	5381	5597	5807

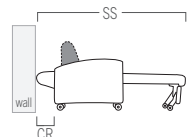
General Information:

COM: 6 yd. ♦
 WOOD SPECS: Oak, Maple
 MOIS. BARR: included
 CA TB133: +\$240



Accessories

Casters, 5 lb.	32800-LC	+\$283
----------------	----------	--------



SS- Sleep surface 74"
 CR- Clearance required to open sleep surface when placed against a wall is 10"

- When ordering specify:
- Product number
 - Fabric vendor, pattern and color
 - Oak or maple wood
 - Finish
 - Sleep chair options

Capital sleep chairs



32841U SLEEP CHAIR, URETHANE CAP

W: 30" D: 33.5" H: 33.25" SW: 24" SD: 21" SH: 18" AH: 25" WT: 110 lb.

	B/COM	C	D	E	F	G	H	I	J
Zone 1:	3769	3864	3979	4105	4294	4483	4667	4856	5040
Zone 2:	3862	3957	4072	4198	4387	4576	4760	4949	5133
Zone 3:	3954	4049	4164	4290	4479	4668	4852	5041	5225
Zone 4:	4047	4142	4257	4383	4572	4761	4945	5134	5318

Urethane arm caps are available in black, khaki or espresso.

General Information:

COM: 5.25 yd. ♦
 WOOD SPECS: Oak, Maple
 MOIS. BARR: included
 CA TB133: +\$210



32W841U SLEEP CHAIR, WIDE, URETHANE CAP

W: 36" D: 33.5" H: 33.25" SW: 30" SD: 21" SH: 18" AH: 25" WT: 128 lb.

	B/COM	C	D	E	F	G	H	I	J
Zone 1:	4056	4164	4296	4440	4656	4872	5082	5298	5508
Zone 2:	4156	4264	4396	4540	4756	4972	5182	5398	5608
Zone 3:	4255	4363	4495	4639	4855	5071	5281	5497	5707
Zone 4:	4355	4463	4595	4739	4955	5171	5381	5597	5807

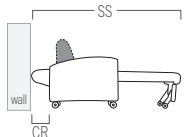
Urethane arm caps are available in black, khaki or espresso.

General Information:

COM: 6 yd. ♦
 WOOD SPECS: Oak, Maple
 MOIS. BARR: included
 CA TB133: +\$240

Accessories

Casters, 5 lb. 32800-LC +\$283



SS- Sleep surface 74"
 CR- Clearance required to open sleep surface when placed against a wall is 10"

- When ordering specify:
- Product number
 - Fabric vendor, pattern and color
 - Oak or maple wood
 - Finish
 - Sleep chair options
 - Urethane cap color



53411WB22 CHAIR, 22" SEAT, WOOD ARM, WOOD CAP

W: 27"	D: 27.5"	H: 32.5"	SW: 22"	SD: 20"	SH: 18"	AH: 25"	WT: 41 lb.		
	B/COM	C	D	E	F	G	H	I	J
Zone 1:	1764	1800	1844	1892	1964	2036	2106	2178	2248
Zone 2:	1808	1844	1888	1936	2008	2080	2150	2222	2292
Zone 3:	1851	1887	1931	1979	2051	2123	2193	2265	2335
Zone 4:	1894	1930	1974	2022	2094	2166	2236	2308	2378

General Information:

COM: 2 yd. ♦
 WOOD SPECS: Oak, Maple
 MOIS. BARR: included
 CA TB133: +\$80

53411WB30 CHAIR, 30" SEAT, WOOD ARM, WOOD CAP

W: 35"	D: 27.5"	H: 32.5"	SW: 30"	SD: 20"	SH: 18"	AH: 25"	WT: 54 lb.		
	B/COM	C	D	E	F	G	H	I	J
Zone 1:	2337	2387	2447	2513	2612	2711	2807	2906	3003
Zone 2:	2395	2445	2505	2571	2670	2769	2865	2964	3061
Zone 3:	2452	2502	2562	2628	2727	2826	2922	3021	3118
Zone 4:	2510	2560	2620	2686	2785	2884	2980	3079	3176

General Information:

COM: 2.75 yd. ♦
 WOOD SPECS: Oak, Maple
 MOIS. BARR: included
 CA TB133: +\$110

53411WB40 LOVESEAT, 40" SEAT, WOOD ARM, WOOD CAP

W: 45"	D: 27.5"	H: 32.5"	SW: 40"	SD: 20"	SH: 18"	AH: 25"	WT: 64 lb.		
	B/COM	C	D	E	F	G	H	I	J
Zone 1:	2663	2713	2773	2839	2938	3037	3133	3232	3329
Zone 2:	2729	2779	2839	2905	3004	3103	3199	3298	3395
Zone 3:	2795	2845	2905	2971	3070	3169	3265	3364	3461
Zone 4:	2860	2910	2970	3036	3135	3234	3330	3429	3526

General Information:

COM: 2.75 yd. ♦
 WOOD SPECS: Oak, Maple
 MOIS. BARR: included
 CA TB133: +\$110

53410-2TW 2 SEAT TANDEM, WOOD ARM, WOOD CAP

W: 52.25"	D: 27.5"	H: 32.5"	SW: 22"	SD: 20"	SH: 18"	AH: 25"	WT: 77 lb.		
	B/COM	C	D	E	F	G	H	I	J
Zone 1:	3200	3263	3340	3424	3550	3676	3799	3925	4047
Zone 2:	3279	3342	3419	3503	3629	3755	3878	4004	4126
Zone 3:	3358	3421	3498	3582	3708	3834	3957	4083	4205
Zone 4:	3437	3500	3577	3661	3787	3913	4036	4162	4284

General Information:

COM: 3.5 yd. ♦
 WOOD SPECS: Oak, Maple
 MOIS. BARR: included
 CA TB133: +\$140

53410-3TW 3 SEAT TANDEM, WOOD ARM, WOOD CAP

W: 77"	D: 27.5"	H: 32.5"	SW: 22"	SD: 20"	SH: 18"	AH: 25"	WT: 118 lb.		
	B/COM	C	D	E	F	G	H	I	J
Zone 1:	4536	4626	4736	4856	5036	5216	5391	5571	5746
Zone 2:	4648	4738	4848	4968	5148	5328	5503	5683	5858
Zone 3:	4760	4850	4960	5080	5260	5440	5615	5795	5970
Zone 4:	4872	4962	5072	5192	5372	5552	5727	5907	6082

General Information:

COM: 5 yd. ♦
 WOOD SPECS: Oak, Maple
 MOIS. BARR: included
 CA TB133: +\$200

- When ordering specify:
- Product number
 - Fabric vendor, pattern and color
 - Oak or maple wood
 - Finish

Cove



53411UB22 CHAIR, 22" SEAT, WOOD ARM, URETHANE CAP

W: 27" D: 27.5" H: 32.5" SW: 22" SD: 20" SH: 18" AH: 25" WT: 41 lb.

	B/COM	C	D	E	F	G	H	I	J
Zone 1:	1764	1800	1844	1892	1964	2036	2106	2178	2248
Zone 2:	1808	1844	1888	1936	2008	2080	2150	2222	2292
Zone 3:	1851	1887	1931	1979	2051	2123	2193	2265	2335
Zone 4:	1894	1930	1974	2022	2094	2166	2236	2308	2378

Urethane arm caps are available in black, khaki or espresso.

General Information:

COM: 2 yd. ♦
WOOD SPECS: Oak, Maple
MOIS. BARR: included
CA TB133: +\$80

53411UB30 CHAIR, 30" SEAT, WOOD ARM, URETHANE CAP

W: 35" D: 27.5" H: 32.5" SW: 30" SD: 20" SH: 18" AH: 25" WT: 54 lb.

	B/COM	C	D	E	F	G	H	I	J
Zone 1:	2337	2387	2447	2513	2612	2711	2807	2906	3003
Zone 2:	2395	2445	2505	2571	2670	2769	2865	2964	3061
Zone 3:	2452	2502	2562	2628	2727	2826	2922	3021	3118
Zone 4:	2510	2560	2620	2686	2785	2884	2980	3079	3176

Urethane arm caps are available in black, khaki or espresso.

General Information:

COM: 2.75 yd. ♦
WOOD SPECS: Oak, Maple
MOIS. BARR: included
CA TB133: +\$110

53411UB40 LOVESEAT, 40" SEAT, WOOD ARM, URETHANE CAP

W: 45" D: 27.5" H: 32.5" SW: 40" SD: 20" SH: 18" AH: 25" WT: 67 lb.

	B/COM	C	D	E	F	G	H	I	J
Zone 1:	2663	2713	2773	2839	2938	3037	3133	3232	3329
Zone 2:	2729	2779	2839	2905	3004	3103	3199	3298	3395
Zone 3:	2795	2845	2905	2971	3070	3169	3265	3364	3461
Zone 4:	2860	2910	2970	3036	3135	3234	3330	3429	3526

Urethane arm caps are available in black, khaki or espresso.

General Information:

COM: 2.75 yd. ♦
WOOD SPECS: Oak, Maple
MOIS. BARR: included
CA TB133: +\$110

53410-2TU 2 SEAT TANDEM, WOOD ARM, URETHANE CAP

W: 52.25" D: 27.5" H: 32.5" SW: 22" SD: 20" SH: 18" AH: 25" WT: 81.5 lb.

	B/COM	C	D	E	F	G	H	I	J
Zone 1:	3200	3263	3340	3424	3550	3676	3799	3925	4047
Zone 2:	3279	3342	3419	3503	3629	3755	3878	4004	4126
Zone 3:	3358	3421	3498	3582	3708	3834	3957	4083	4205
Zone 4:	3437	3500	3577	3661	3787	3913	4036	4162	4284

Urethane arm caps are available in black, khaki or espresso.

General Information:

COM: 3.5 yd. ♦
WOOD SPECS: Oak, Maple
MOIS. BARR: included
CA TB133: +\$140

53410-3TU 3 SEAT TANDEM, WOOD ARM, URETHANE CAP

W: 77" D: 27.5" H: 32.5" SW: 22" SD: 20" SH: 18" AH: 25" WT: 124 lb.

	B/COM	C	D	E	F	G	H	I	J
Zone 1:	4536	4626	4736	4856	5036	5216	5391	5571	5746
Zone 2:	4648	4738	4848	4968	5148	5328	5503	5683	5858
Zone 3:	4760	4850	4960	5080	5260	5440	5615	5795	5970
Zone 4:	4872	4962	5072	5192	5372	5552	5727	5907	6082

Urethane arm caps are available in black, khaki or espresso.

General Information:

COM: 5 yd. ♦
WOOD SPECS: Oak, Maple
MOIS. BARR: included
CA TB133: +\$200

- When ordering specify:
- Product number
 - Fabric vendor, pattern and color
 - Oak or maple wood
 - Finish
 - Urethane cap color



53471WB22 PATIENT CHAIR, 22" SEAT, WOOD ARM, WOOD CAP


W: 27" D: 30.5" H: 41" SW: 22" SD: 20" SH: 18" AH: 25" WT: 45 lb.

	B/COM	C	D	E	F	G	H	I	J
Zone 1:	1925	1966	2015	2069	2150	2231	2310	2391	2470
Zone 2:	1972	2013	2062	2116	2197	2278	2357	2438	2517
Zone 3:	2020	2061	2110	2164	2245	2326	2405	2486	2565
Zone 4:	2067	2108	2157	2211	2292	2373	2452	2533	2612

Urethane arm caps are available in black, khaki or espresso.

General Information:

COM: 2.25 yd. ♦
 WOOD SPECS: Oak, Maple
 MOIS. BARR: included
 CA TB133: +\$90



53471WB30 PATIENT CHAIR, 30" SEAT, WOOD ARM, WOOD CAP

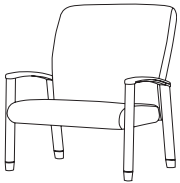
W: 35" D: 30.5" H: 41" SW: 30" SD: 20" SH: 18" AH: 25" WT: 59 lb.

	B/COM	C	D	E	F	G	H	I	J
Zone 1:	2512	2571	2642	2720	2837	2954	3068	3185	3299
Zone 2:	2574	2633	2704	2782	2899	3016	3130	3247	3361
Zone 3:	2636	2695	2766	2844	2961	3078	3192	3309	3423
Zone 4:	2697	2756	2827	2905	3022	3139	3253	3370	3484

Urethane arm caps are available in black, khaki or espresso.

General Information:

COM: 3.25 yd. ♦
 WOOD SPECS: Oak, Maple
 MOIS. BARR: included
 CA TB133: +\$130



53471UB22 PATIENT CHAIR, 22" SEAT, WOOD ARM, URETHANE CAP

W: 27" D: 30.5" H: 41" SW: 22" SD: 20" SH: 18" AH: 25" WT: 45 lb.

	B/COM	C	D	E	F	G	H	I	J
Zone 1:	1925	1966	2015	2069	2150	2231	2310	2391	2470
Zone 2:	1972	2013	2062	2116	2197	2278	2357	2438	2517
Zone 3:	2020	2061	2110	2164	2245	2326	2405	2486	2565
Zone 4:	2067	2108	2157	2211	2292	2373	2452	2533	2612

Urethane arm caps are available in black, khaki or espresso.

General Information:

COM: 2.25 yd. ♦
 WOOD SPECS: Oak, Maple
 MOIS. BARR: included
 CA TB133: +\$90



53471UB30 PATIENT CHAIR, 30" SEAT, WOOD ARM, URETHANE CAP

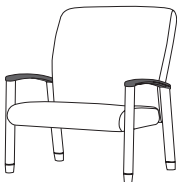
W: 35" D: 30.5" H: 41" SW: 30" SD: 20" SH: 18" AH: 25" WT: 59 lb.

	B/COM	C	D	E	F	G	H	I	J
Zone 1:	2512	2571	2642	2720	2837	2954	3068	3185	3299
Zone 2:	2574	2633	2704	2782	2899	3016	3130	3247	3361
Zone 3:	2636	2695	2766	2844	2961	3078	3192	3309	3423
Zone 4:	2697	2756	2827	2905	3022	3139	3253	3370	3484

Urethane arm caps are available in black, khaki or espresso.


General Information:

COM: 3.25 yd. ♦
 WOOD SPECS: Oak, Maple
 MOIS. BARR: included
 CA TB133: +\$130



- When ordering specify:
- Product number
 - Fabric vendor, pattern and color
 - Oak or maple wood
 - Finish
 - Urethane cap color

Cove modular seats



53411B22-M 1 SEAT, 22" SEAT, MODULAR

W: – D: 27.5" H: 32.5" SW: 22" SD: 20" SH: 18" AH: – WT: 29 lb.

	B/COM	C	D	E	F	G	H	I	J
Zone 1:	828	864	908	956	1028	1100	1170	1242	1312
Zone 2:	848	884	928	976	1048	1120	1190	1262	1332
Zone 3:	868	904	948	996	1068	1140	1210	1282	1352
Zone 4:	888	924	968	1016	1088	1160	1230	1302	1372

Shaded portion of the illustration indicates the product being described. Modular seating orders must include a layout to ensure proper configuration. **Arms MUST be ordered separately from seat and back cushions** - please note the product descriptions on this page.

General Information:

COM: 2 yd. ♦
WOOD SPECS: n/a
MOIS. BARR: included
CA TB133: +\$80

53411B30-M 1 SEAT, 30" SEAT, MODULAR

W: – D: 27.5" H: 32.5" SW: 30" SD: 20" SH: 18" AH: – WT: 42 lb.

	B/COM	C	D	E	F	G	H	I	J
Zone 1:	1427	1477	1537	1603	1702	1801	1897	1996	2093
Zone 2:	1462	1512	1572	1638	1737	1836	1932	2031	2128
Zone 3:	1497	1547	1607	1673	1772	1871	1967	2066	2163
Zone 4:	1532	1582	1642	1708	1807	1906	2002	2101	2198

Shaded portion of the illustration indicates the product being described. Modular seating orders must include a layout to ensure proper configuration. **Arms MUST be ordered separately from seat and back cushions** - please note the product descriptions on this page.

General Information:

COM: 2.75 yd. ♦
WOOD SPECS: n/a
MOIS. BARR: included
CA TB133: +\$110

53411B40-M 1 LOVESEAT, 40" SEAT, MODULAR

W: – D: 27.5" H: 32.5" SW: 40" SD: 29" SH: 18" AH: – WT: 52 lb

	B/COM	C	D	E	F	G	H	I	J
Zone 1:	1770	1820	1880	1946	2045	2144	2240	2339	2436
Zone 2:	1813	1863	1923	1989	2088	2187	2283	2382	2479
Zone 3:	1857	1907	1967	2033	2132	2231	2327	2426	2523
Zone 4:	1900	1950	2010	2076	2175	2274	2370	2469	2566

Shaded portion of the illustration indicates the product being described. Modular seating orders must include a layout to ensure proper configuration. **Arms MUST be ordered separately from seat and back cushions** - please note the product descriptions on this page.

General Information:

COM: 2.75 yd. ♦
WOOD SPECS: n/a
MOIS. BARR: included
CA TB133: +\$110

- When ordering specify:
- Product number
 - Fabric vendor, pattern and color
 - Room layout
 - Urethane cap color

53410WB-LA LEFT ARM, WOOD, WOOD CAP, MODULAR

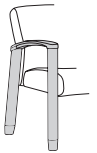
W: 2.75" D: 25.75" H: 25" AH: 25" WT: 6 lb.

Price by Shipping Zone				
Zone	1	2	3	4
	510	523	536	548

Shaded portion of the illustration indicates the product being described. Modular seating orders must include a layout to ensure proper configuration. **Seat and back cushions MUST be ordered separately from arms** - please note the product descriptions on this page.

General Information:

COM: n/a ♦
 WOOD SPECS: Oak, Maple
 MOIS. BARR: n/a
 CA TB133: n/a



53410WB-RA RIGHT ARM, WOOD, WOOD CAP, MODULAR

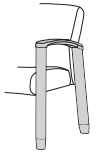
W: 2.75" D: 25.75" H: 25" AH: 25" WT: 6 lb.

Price by Shipping Zone				
Zone	1	2	3	4
	510	523	536	548

Shaded portion of the illustration indicates the product being described. Modular seating orders must include a layout to ensure proper configuration. **Seat and back cushions MUST be ordered separately from arms** - please note the product descriptions on this page.

General Information:

COM: n/a ♦
 WOOD SPECS: Oak, Maple
 MOIS. BARR: n/a
 CA TB133: n/a



53410WB-CA CENTER ARM, WOOD, WOOD CAP, MODULAR

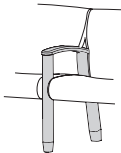
W: 2.75" D: 25.75" H: 25" AH: 25" WT: 6 lb.

Price by Shipping Zone				
Zone	1	2	3	4
	510	523	536	548

Shaded portion of the illustration indicates the product being described. Modular seating orders must include a layout to ensure proper configuration. **Seat and back cushions MUST be ordered separately from arms** - please note the product descriptions on this page.

General Information:

COM: n/a ♦
 WOOD SPECS: Oak, Maple
 MOIS. BARR: n/a
 CA TB133: n/a



53410UB-LA LEFT ARM, WOOD, URETHANE CAP, MODULAR

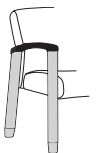
W: 2.75" D: 25.75" H: 25" AH: 25" WT: 7.5

Price by Shipping Zone				
Zone	1	2	3	4
	510	523	536	548

Shaded portion of the illustration indicates the product being described. Modular seating orders must include a layout to ensure proper configuration. **Seat and back cushions MUST be ordered separately from arms** - please note the product descriptions on this page. Urethane arm caps are available in black, khaki or espresso.

General Information:

COM: n/a ♦
 WOOD SPECS: Oak, Maple
 MOIS. BARR: n/a
 CA TB133: n/a



53410UB-RA RIGHT ARM, WOOD, URETHANE CAP, MODULAR

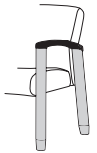
W: 2.75" D: 25.75" H: 25" AH: 25" WT: 7.5

Price by Shipping Zone				
Zone	1	2	3	4
	510	523	536	548

Shaded portion of the illustration indicates the product being described. Modular seating orders must include a layout to ensure proper configuration. **Seat and back cushions MUST be ordered separately from arms** - please note the product descriptions on this page. Urethane arm caps are available in black, khaki or espresso.

General Information:

COM: n/a ♦
 WOOD SPECS: Oak, Maple
 MOIS. BARR: n/a
 CA TB133: n/a



53410UB-CA CENTER ARM, WOOD, URETHANE CAP, MODULAR

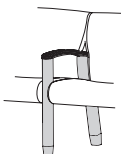
W: 2.75" D: 25.75" H: 25" AH: 25" WT: 7.5

Price by Shipping Zone				
Zone	1	2	3	4
	510	523	536	548

Shaded portion of the illustration indicates the product being described. Modular seating orders must include a layout to ensure proper configuration. **Seat and back cushions MUST be ordered separately from arms** - please note the product descriptions on this page. Urethane arm caps are available in black, khaki or espresso.


General Information:

COM: n/a ♦
 WOOD SPECS: Oak, Maple
 MOIS. BARR: n/a
 CA TB133: n/a



- When ordering specify:
- Product number
 - Oak or maple wood
 - Finish
 - Room layout
 - Urethane cap color

Cove lounge



53L411W CHAIR, WOOD ARM, WOOD CAP

W: 30"	D: 32.5"	H: 32.5"	SW: 24"	SD: 21"	SH: 18.5"	AH: 24"	WT: 62 lb.		
	B/COM	C	D	E	F	G	H	I	J
Zone 1:	2273	2318	2373	2433	2523	2613	2701	2791	2878
Zone 2:	2329	2374	2429	2489	2579	2669	2757	2847	2934
Zone 3:	2385	2430	2485	2545	2635	2725	2813	2903	2990
Zone 4:	2441	2486	2541	2601	2691	2781	2869	2959	3046

General Information:

COM: 2.5 yd. ♦
 WOOD SPECS: Oak, Maple
 MOIS. BARR: included
 CA TB133: +\$100

53L412W LOVESEAT, WOOD ARM, WOOD CAP

W: 54"	D: 32.5"	H: 32.5"	SW: 48"	SD: 21"	SH: 18.5"	AH: 24"	WT: 95 lb.		
	B/COM	C	D	E	F	G	H	I	J
Zone 1:	3338	3419	3518	3626	3788	3950	4108	4270	4427
Zone 2:	3420	3501	3600	3708	3870	4032	4190	4352	4509
Zone 3:	3502	3583	3682	3790	3952	4114	4272	4434	4591
Zone 4:	3584	3665	3764	3872	4034	4196	4354	4516	4673

General Information:

COM: 4.5 yd. ♦
 WOOD SPECS: Oak, Maple
 MOIS. BARR: included
 CA TB133: +\$180

53L413W SOFA, WOOD ARM, WOOD CAP

W: 76"	D: 32.5"	H: 32.5"	SW: 72"	SD: 21"	SH: 18.5"	AH: 24"	WT: 128 lb.		
	B/COM	C	D	E	F	G	H	I	J
Zone 1:	4122	4235	4372	4522	4747	4972	5191	5416	5635
Zone 2:	4223	4336	4473	4623	4848	5073	5292	5517	5736
Zone 3:	4324	4437	4574	4724	4949	5174	5393	5618	5837
Zone 4:	4426	4539	4676	4826	5051	5276	5495	5720	5939

General Information:

COM: 6.25 yd. ♦
 WOOD SPECS: Oak, Maple
 MOIS. BARR: included
 CA TB133: +\$250

53L411U CHAIR, WOOD ARM, URETHANE CAP

W: 30"	D: 32.5"	H: 32.5"	SW: 24"	SD: 21"	SH: 18.5"	AH: 24"	WT: 62 lb.		
	B/COM	C	D	E	F	G	H	I	J
Zone 1:	2273	2318	2373	2433	2523	2613	2701	2791	2878
Zone 2:	2329	2374	2429	2489	2579	2669	2757	2847	2934
Zone 3:	2385	2430	2485	2545	2635	2725	2813	2903	2990
Zone 4:	2441	2486	2541	2601	2691	2781	2869	2959	3046

General Information:

COM: 2.5 yd. ♦
 WOOD SPECS: Oak, Maple
 MOIS. BARR: included
 CA TB133: +\$100

Urethane arm caps are available in black, khaki or espresso.

53L412U LOVESEAT, WOOD ARM, URETHANE CAP

W: 54"	D: 32.5"	H: 32.5"	SW: 48"	SD: 21"	SH: 18.5"	AH: 24"	WT: 95 lb.		
	B/COM	C	D	E	F	G	H	I	J
Zone 1:	3338	3419	3518	3626	3788	3950	4108	4270	4427
Zone 2:	3420	3501	3600	3708	3870	4032	4190	4352	4509
Zone 3:	3502	3583	3682	3790	3952	4114	4272	4434	4591
Zone 4:	3584	3665	3764	3872	4034	4196	4354	4516	4673

General Information:

COM: 4.5 yd. ♦
 WOOD SPECS: Oak, Maple
 MOIS. BARR: included
 CA TB133: +\$180

Urethane arm caps are available in black, khaki or espresso.

53L413U SOFA, WOOD ARM, URETHANE CAP

W: 76"	D: 32.5"	H: 32.5"	SW: 72"	SD: 21"	SH: 18.5"	AH: 24"	WT: 128 lb.		
	B/COM	C	D	E	F	G	H	I	J
Zone 1:	4122	4235	4372	4522	4747	4972	5191	5416	5635
Zone 2:	4223	4336	4473	4623	4848	5073	5292	5517	5736
Zone 3:	4324	4437	4574	4724	4949	5174	5393	5618	5837
Zone 4:	4426	4539	4676	4826	5051	5276	5495	5720	5939

General Information:

COM: 6.25 yd. ♦
 WOOD SPECS: Oak, Maple
 MOIS. BARR: included
 CA TB133: +\$250

Urethane arm caps are available in black, khaki or espresso.

- When ordering specify:
- Product number
 - Fabric vendor, pattern and color
 - Oak or maple wood
 - Finish
 - Laminate

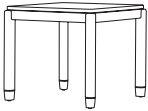
53-222424 END TABLE, 22H, 24W, 24D

W: 24" D: 24" H: 22" WT: 24 lb.

Price by Shipping Zone				
Zone	1	2	3	4
	1222	1253	1283	1314

General Information:

COM: n/a ♦
 WOOD SPECS: Oak, Maple
 MOIS. BARR: n/a
 CA TB133: n/a



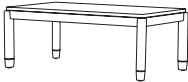
53-162442 COFFEE TABLE, 16H, 42W, 24D

W: 42" D: 24" H: 16" WT: 41 lb.

Price by Shipping Zone				
Zone	1	2	3	4
	1291	1323	1356	1388


General Information:

COM: n/a ♦
 WOOD SPECS: Oak, Maple
 MOIS. BARR: n/a
 CA TB133: n/a



- When ordering specify:
- Product number
 - Fabric vendor, pattern and color
 - Oak or maple wood
 - Finish
 - Laminate

Cove recliners



Arm Cap Models



Wood Cap



Urethane Cap

Specify black, khaki or espresso.

Arm Options



Transfer Arm (53900-TA)
+\$543

Specify right or left or both (facing front). Specify wood finish.



Transfer arm is only available with the straight back option.

Back Options



Standard Back



Straight Back



Pushbar (53900-PB)
+\$235

Specify standard or wide Pushbar Cover (53900-PBC) +\$120

Tables



Full-flip Table (53900-FT)
+\$331

Available right side only (facing front). Full-flip tables cannot be used with a foley-bag hook or arm restraint cap. Full-flip table is 13.5"W x 19"D.



Half-flip Table (53900-FTP)
+\$331

Available right side only (facing front). Half-flip table is 13.5"W x 13.25"D.

Full and half flip tables are available with a vinyl self edge or wood finished edge. Vinyl edge is available in black, white, brown, grey or almond.



Fold-down Tablet (53900-FDT)
+\$717

Specify right or left (as facing). Fold-down tablet is 12 5/8"W x 19 1/8"D.

Wood finished edge is standard and only option.

Accessories



Footrest (53900-FR)
+\$228



Standard IV-pole (53900-V1)
+\$239

Specify right or left (facing front). Not available on transfer arm side when specified.



Chrome Trigger IV-pole (53900-V2)
+\$435

Specify right or left (facing front). Not available on transfer arm side when specified.




Stainless Trigger IV-pole (53900-V3)
+\$514

Specify right or left (facing front). Not available on transfer arm side when specified.



Arm Restraint Cap
+\$27

Not available when ordering urethane arm cap models, transfer arm option, or flip tables.



Foley Bag Hook (53900-BH)
+\$39

Available right side only (facing front).


53981W PATIENT RECLINER, WOOD CAP

W: 29.25" D: 34.75" H: 43" SW: 21.5" SD: 20.5" SH: 19" AH: 24.75" WT: 137 lb.

	B/COM	C	D	E	F	G	H	I	J
Zone 1:	3754	3840	3944	4058	4229	4400	4566	4737	4904
Zone 2:	3846	3932	4036	4150	4321	4492	4658	4829	4996
Zone 3:	3939	4025	4129	4243	4414	4585	4751	4922	5089
Zone 4:	4031	4117	4221	4335	4506	4677	4843	5014	5181

General Information:

COM: 5 yd ♦
 WOOD SPECS: Oak, Maple
 MOIS. BARR: included
 CA TB133: +\$200




53W981W PATIENT RECLINER, WIDE, WOOD CAP

W: 31.25" D: 34.75" H: 43" SW: 23.5" SD: 20.5" SH: 19" AH: 24.75" WT: 145 lb.

	B/COM	C	D	E	F	G	H	I	J
Zone 1:	4080	4170	4280	4400	4580	4760	4935	5115	5290
Zone 2:	4180	4270	4380	4500	4680	4860	5035	5215	5390
Zone 3:	4281	4371	4481	4601	4781	4961	5136	5316	5491
Zone 4:	4382	4472	4582	4702	4882	5062	5237	5417	5592

General Information:

COM: 5 yd ♦
 WOOD SPECS: Oak, Maple
 MOIS. BARR: included
 CA TB133: +\$200



53981U PATIENT RECLINER, URETHANE CAP

W: 29.25" D: 34.75" H: 43" SW: 21.5" SD: 20.5" SH: 19" AH: 24.75" WT: 137 lb.

	B/COM	C	D	E	F	G	H	I	J
Zone 1:	3754	3840	3944	4058	4229	4400	4566	4737	4904
Zone 2:	3846	3932	4036	4150	4321	4492	4658	4829	4996
Zone 3:	3939	4025	4129	4243	4414	4585	4751	4922	5089
Zone 4:	4031	4117	4221	4335	4506	4677	4843	5014	5181

Urethane arm caps are available in black, khaki or espresso.

General Information:

COM: 5 yd ♦
 WOOD SPECS: Oak, Maple
 MOIS. BARR: included
 CA TB133: +\$200



53W981U PATIENT RECLINER, WIDE, URETHANE CAP

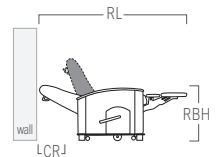

W: 31.25" D: 34.75" H: 43" SW: 23.5" SD: 20.5" SH: 19" AH: 24.75" WT: 145 lb.

	B/COM	C	D	E	F	G	H	I	J
Zone 1:	4080	4170	4280	4400	4580	4760	4935	5115	5290
Zone 2:	4180	4270	4380	4500	4680	4860	5035	5215	5390
Zone 3:	4281	4371	4481	4601	4781	4961	5136	5316	5491
Zone 4:	4382	4472	4582	4702	4882	5062	5237	5417	5592

Urethane arm caps are available in black, khaki or espresso.

General Information:


COM: 5 yd ♦
 WOOD SPECS: Oak, Maple
 MOIS. BARR: included
 CA TB133: +\$200



RL- Reclined length 68"
 RBH- Reclined back height 31"
 CR- Clearance required when placed against a wall is 24"
 A 12" clearance is required from edge of chair when optional table is extended.

- When ordering specify:
- Product number
 - Fabric vendor, pattern and color
 - Oak or maple wood
 - Finish
 - Recliner options
 - Urethane cap color

Cove orthopedic recliners




53H981W ORTHOPEDIC RECLINER, WOOD CAP

W: 29.25" D: 34.75" H: 45" SW: 21.5" SD: 20.5" SH: 21" AH: 26.75" WT: 143 lb.

	B/COM	C	D	E	F	G	H	I	J
Zone 1:	4017	4103	4207	4321	4492	4663	4829	5000	5167
Zone 2:	4116	4202	4306	4420	4591	4762	4928	5099	5266
Zone 3:	4215	4301	4405	4519	4690	4861	5027	5198	5365
Zone 4:	4314	4400	4504	4618	4789	4960	5126	5297	5464

General Information:

COM: 5.25 yd. ♦
WOOD SPECS: Oak, Maple
MOIS. BARR: included
CA TB133: +\$210



53WH981W ORTHOPEDIC RECLINER, WIDE, WOOD CAP

W: 31.25" D: 34.75" H: 45" SW: 23.5" SD: 20.5" SH: 21" AH: 26.75" WT: 151 lb.

	B/COM	C	D	E	F	G	H	I	J
Zone 1:	4345	4440	4555	4681	4870	5059	5243	5432	5616
Zone 2:	4452	4547	4662	4788	4977	5166	5350	5539	5723
Zone 3:	4559	4654	4769	4895	5084	5273	5457	5646	5830
Zone 4:	4666	4761	4876	5002	5191	5380	5564	5753	5937

General Information:

COM: 5.25 yd. ♦
WOOD SPECS: Oak, Maple
MOIS. BARR: included
CA TB133: +\$210



53H981U ORTHOPEDIC RECLINER, URETHANE CAP


W: 29.25" D: 34.75" H: 45" SW: 21.5" SD: 20.5" SH: 21" AH: 26.75" WT: 143 lb.

	B/COM	C	D	E	F	G	H	I	J
Zone 1:	4017	4103	4207	4321	4492	4663	4829	5000	5167
Zone 2:	4116	4202	4306	4420	4591	4762	4928	5099	5266
Zone 3:	4215	4301	4405	4519	4690	4861	5027	5198	5365
Zone 4:	4314	4400	4504	4618	4789	4960	5126	5297	5464

General Information:

COM: 5.25 yd. ♦
WOOD SPECS: Oak, Maple
MOIS. BARR: included
CA TB133: +\$210

Urethane arm caps are available in black, khaki or espresso.



53WH981U ORTHOPEDIC RECLINER, WIDE, URETHANE CAP

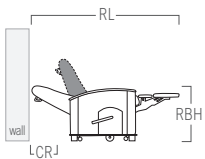
W: 31.25" D: 34.75" H: 45" SW: 23.5" SD: 20.5" SH: 21" AH: 26.75" WT: 151 lb.

	B/COM	C	D	E	F	G	H	I	J
Zone 1:	4345	4440	4555	4681	4870	5059	5243	5432	5616
Zone 2:	4452	4547	4662	4788	4977	5166	5350	5539	5723
Zone 3:	4559	4654	4769	4895	5084	5273	5457	5646	5830
Zone 4:	4666	4761	4876	5002	5191	5380	5564	5753	5937

General Information:

COM: 5.25 yd. ♦
WOOD SPECS: Oak, Maple
MOIS. BARR: included
CA TB133: +\$210

Urethane arm caps are available in black, khaki or espresso.



RL- Reclined length 73"

RBH- Reclined back height 32"

CR- Clearance required when placed against a wall is 24"

A 12" clearance is required from edge of chair when optional table is extended.

When ordering specify:

- Product number
- Fabric vendor, pattern and color
- Oak or maple wood
- Finish
- Recliner options
- Urethane cap color


53981WP SLEEP RECLINER, WOOD CAP

W: 29.25" D: 34.75" H: 43" SW: 21.5" SD: 20.5" SH: 19" AH: 24.75" WT: 139 lb.

	B/COM	C	D	E	F	G	H	I	J
Zone 1:	4150	4236	4340	4454	4625	4796	4962	5133	5300
Zone 2:	4252	4338	4442	4556	4727	4898	5064	5235	5402
Zone 3:	4355	4441	4545	4659	4830	5001	5167	5338	5505
Zone 4:	4457	4543	4647	4761	4932	5103	5269	5440	5607

General Information:

COM: 5 yd. ♦
 WOOD SPECS: Oak, Maple
 MOIS. BARR: included
 CA TB133: +\$200




53W981WP SLEEP RECLINER, WIDE, WOOD CAP

W: 31.25" D: 34.75" H: 43" SW: 23.5" SD: 20.5" SH: 19" AH: 24.75" WT: 147 lb.

	B/COM	C	D	E	F	G	H	I	J
Zone 1:	4474	4564	4674	4794	4974	5154	5329	5509	5684
Zone 2:	4584	4674	4784	4904	5084	5264	5439	5619	5794
Zone 3:	4695	4785	4895	5015	5195	5375	5550	5730	5905
Zone 4:	4805	4895	5005	5125	5305	5485	5660	5840	6015

General Information:

COM: 5 yd. ♦
 WOOD SPECS: Oak, Maple
 MOIS. BARR: included
 CA TB133: +\$200



53981UP SLEEP RECLINER, URETHANE CAP


W: 29.25" D: 34.75" H: 43" SW: 21.5" SD: 20.5" SH: 19" AH: 24.75" WT: 139 lb.

	B/COM	C	D	E	F	G	H	I	J
Zone 1:	4150	4236	4340	4454	4625	4796	4962	5133	5300
Zone 2:	4252	4338	4442	4556	4727	4898	5064	5235	5402
Zone 3:	4355	4441	4545	4659	4830	5001	5167	5338	5505
Zone 4:	4457	4543	4647	4761	4932	5103	5269	5440	5607

Urethane arm caps are available in black, khaki or espresso.

General Information:

COM: 5 yd. ♦
 WOOD SPECS: Oak, Maple
 MOIS. BARR: included
 CA TB133: +\$200



53W981UP SLEEP RECLINER, WIDE, URETHANE CAP

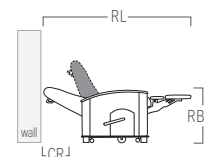

W: 31.25" D: 34.75" H: 43" SW: 23.5" SD: 20.5" SH: 19" AH: 24.75" WT: 147 lb.

	B/COM	C	D	E	F	G	H	I	J
Zone 1:	4474	4564	4674	4794	4974	5154	5329	5509	5684
Zone 2:	4584	4674	4784	4904	5084	5264	5439	5619	5794
Zone 3:	4695	4785	4895	5015	5195	5375	5550	5730	5905
Zone 4:	4805	4895	5005	5125	5305	5485	5660	5840	6015

Urethane arm caps are available in black, khaki or espresso.

General Information:


COM: 5 yd. ♦
 WOOD SPECS: Oak, Maple
 MOIS. BARR: included
 CA TB133: +\$200



RL- Reclined length 73"
 RBH- Reclined back height 27"
 The back angle is 168 degrees
 CR- Clearance required when placed against a wall is 21"
 A 12" clearance is required from edge of chair when optional table is extended.

- When ordering specify:
- Product number
 - Fabric vendor, pattern and color
 - Oak or maple wood
 - Finish
 - Recliner options
 - Urethane cap color

Cove orthopedic/sleep recliners




53H981WP ORTHOPEDIC SLEEP RECLINER, WOOD CAP

W: 29.25" D: 34.75" H: 45" SW: 21.5" SD: 20.5" SH: 21" AH: 26.75" WT: 148 lb.

	B/COM	C	D	E	F	G	H	I	J
Zone 1:	4411	4497	4601	4715	4886	5057	5223	5394	5561
Zone 2:	4520	4606	4710	4824	4995	5166	5332	5503	5670
Zone 3:	4629	4715	4819	4933	5104	5275	5441	5612	5779
Zone 4:	4738	4824	4928	5042	5213	5384	5550	5721	5888

General Information:

COM: 5.25 yd. ♦
WOOD SPECS: Oak, Maple
MOIS. BARR: included
CA TB133: +\$210



53WH981WP ORTHOPEDIC SLEEP RECLINER, WIDE, WOOD CAP

W: 31.25" D: 34.75" H: 45" SW: 23.5" SD: 20.5" SH: 21" AH: 26.75" WT: 156 lb.

	B/COM	C	D	E	F	G	H	I	J
Zone 1:	4738	4833	4948	5074	5263	5452	5636	5825	6009
Zone 2:	4855	4950	5065	5191	5380	5569	5753	5942	6126
Zone 3:	4972	5067	5182	5308	5497	5686	5870	6059	6243
Zone 4:	5089	5184	5299	5425	5614	5803	5987	6176	6360

General Information:

COM: 5.25 yd. ♦
WOOD SPECS: Oak, Maple
MOIS. BARR: included
CA TB133: +\$210



53H981UP ORTHOPEDIC SLEEP RECLINER, URETHANE CAP

W: 29.25" D: 34.75" H: 45" SW: 21.5" SD: 20.5" SH: 21" AH: 26.75" WT: 148 lb.

	B/COM	C	D	E	F	G	H	I	J
Zone 1:	4411	4497	4601	4715	4886	5057	5223	5394	5561
Zone 2:	4520	4606	4710	4824	4995	5166	5332	5503	5670
Zone 3:	4629	4715	4819	4933	5104	5275	5441	5612	5779
Zone 4:	4738	4824	4928	5042	5213	5384	5550	5721	5888

General Information:

COM: 5.25 yd. ♦
WOOD SPECS: Oak, Maple
MOIS. BARR: included
CA TB133: +\$210

Urethane arm caps are available in black, khaki or espresso.



53WH981UP ORTHOPEDIC SLEEP RECLINER, WIDE, URETHANE CAP

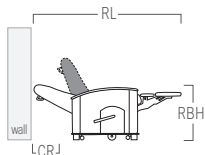
W: 31.25" D: 34.75" H: 45" SW: 23.5" SD: 20.5" SH: 21" AH: 26.75" WT: 156 lb.

	B/COM	C	D	E	F	G	H	I	J
Zone 1:	4738	4833	4948	5074	5263	5452	5636	5825	6009
Zone 2:	4855	4950	5065	5191	5380	5569	5753	5942	6126
Zone 3:	4972	5067	5182	5308	5497	5686	5870	6059	6243
Zone 4:	5089	5184	5299	5425	5614	5803	5987	6176	6360

General Information:

COM: 5.25 yd. ♦
WOOD SPECS: Oak, Maple
MOIS. BARR: included
CA TB133: +\$210

Urethane arm caps are available in black, khaki or espresso.



RL- Reclined length 73"

RBH- Reclined back height 29"
The back angle is 168 degrees

CR- Clearance required when placed against a wall is 21"

A 12" clearance is required from edge of chair when optional table is extended.

When ordering specify:

- Product number
- Fabric vendor, pattern and color
- Oak or maple wood
- Finish
- Recliner options
- Urethane cap color


53981WPT TRENDELENBURG RECLINER, WOOD CAP

W: 29.25" D: 34.75" H: 43" SW: 21.5" SD: 20.5" SH: 19" AH: 24.75" WT: 145 lb.

	B/COM	C	D	E	F	G	H	I	J
Zone 1:	4275	4361	4465	4579	4750	4921	5087	5258	5425
Zone 2:	4380	4466	4570	4684	4855	5026	5192	5363	5530
Zone 3:	4486	4572	4676	4790	4961	5132	5298	5469	5636
Zone 4:	4591	4677	4781	4895	5066	5237	5403	5574	5741

General Information:

COM: 5 yd. ♦
 WOOD SPECS: Oak, Maple
 MOIS. BARR: included
 CA TB133: +\$200




53W981WPT TRENDELENBURG RECLINER, WIDE, WOOD CAP

W: 31.25" D: 34.75" H: 43" SW: 23.5" SD: 20.5" SH: 19" AH: 24.75" WT: 153 lb.

	B/COM	C	D	E	F	G	H	I	J
Zone 1:	4601	4691	4801	4921	5101	5281	5456	5636	5811
Zone 2:	4715	4805	4915	5035	5215	5395	5570	5750	5925
Zone 3:	4828	4918	5028	5148	5328	5508	5683	5863	6038
Zone 4:	4942	5032	5142	5262	5442	5622	5797	5977	6152

General Information:

COM: 5 yd. ♦
 WOOD SPECS: Oak, Maple
 MOIS. BARR: included
 CA TB133: +\$200



53981UPT TRENDELENBURG RECLINER, URETHANE CAP


W: 29.25" D: 34.75" H: 43" SW: 21.5" SD: 20.5" SH: 19" AH: 24.75" WT: 145 lb.

	B/COM	C	D	E	F	G	H	I	J
Zone 1:	4275	4361	4465	4579	4750	4921	5087	5258	5425
Zone 2:	4380	4466	4570	4684	4855	5026	5192	5363	5530
Zone 3:	4486	4572	4676	4790	4961	5132	5298	5469	5636
Zone 4:	4591	4677	4781	4895	5066	5237	5403	5574	5741

Urethane arm caps are available in black, khaki or espresso.

General Information:

COM: 5 yd. ♦
 WOOD SPECS: Oak, Maple
 MOIS. BARR: included
 CA TB133: +\$200



53W981UPT TRENDELENBURG RECLINER, WIDE, URETHANE CAP

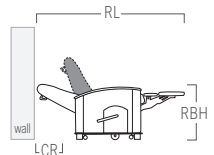

W: 31.25" D: 34.75" H: 43" SW: 23.5" SD: 20.5" SH: 19" AH: 24.75" WT: 153 lb.

	B/COM	C	D	E	F	G	H	I	J
Zone 1:	4601	4691	4801	4921	5101	5281	5456	5636	5811
Zone 2:	4715	4805	4915	5035	5215	5395	5570	5750	5925
Zone 3:	4828	4918	5028	5148	5328	5508	5683	5863	6038
Zone 4:	4942	5032	5142	5262	5442	5622	5797	5977	6152

Urethane arm caps are available in black, khaki or espresso.

General Information:

COM: 5 yd. ♦
 WOOD SPECS: Oak, Maple
 MOIS. BARR: included
 CA TB133: +\$200



RL- Reclined length 73"
 RBH- Reclined back height 23.5"
 The back angle is 172 degrees
 CR- Clearance required when placed against a wall is 22"
 A 12" clearance is required from edge of chair when optional table is extended.

- When ordering specify:
- Product number
 - Fabric vendor, pattern and color
 - Oak or maple wood
 - Finish
 - Recliner options
 - Urethane cap color

Deli



7021432 SIDE CHAIR, UPHOLSTERED SEAT/WOOD BACK

W: 16.5" D: 18.25" H: 32" SW: 16" SD: 15.5" SH: 19.25" AH: - WT: 13 lb.

Price by Fabric Grade and Shipping Zone

	B/COM	C	D	E	F	G	H	I	J
Zone 1:	309	316	325	334	349	363	377	392	406
Zone 2:	317	324	333	342	357	371	385	400	414
Zone 3:	324	331	340	349	364	378	392	407	421
Zone 4:	332	339	348	357	372	386	400	415	429

Price includes Plastitack glides.

General Information:

COM: 0.4 yd. ♦
WOOD SPECS: Beech
MOIS. BARR: +\$6
CA TB133: +\$16



7021433 SIDE CHAIR, WOOD SEAT/WOOD BACK

W: 16.5" D: 18.25" H: 32" SW: 16" SD: 15.75" SH: 18.25" AH: - WT: 13 lb.

Price by Shipping Zone

Zone	1	2	3	4
	311	319	327	334

Price includes Plastitack glides.

General Information:

COM: n/a ♦
WOOD SPECS: Beech
MOIS. BARR: n/a
CA TB133: n/a



7121432 BAR STOOL, UPHOLSTERED SEAT/WOOD BACK

W: 16.5" D: 18.25" H: 43.25" SW: 16" SD: 15.5" SH: 30.75" AH: - WT: 18 lb.

Price by Fabric Grade and Shipping Zone

	B/COM	C	D	E	F	G	H	I	J
Zone 1:	415	422	431	440	455	469	483	498	512
Zone 2:	425	432	441	450	465	479	493	508	522
Zone 3:	435	442	451	460	475	489	503	518	532
Zone 4:	446	453	462	471	486	500	514	529	543

Price includes Plastitack glides.

General Information:

COM: 0.4 yd. ♦
WOOD SPECS: Beech
MOIS. BARR: +\$6
CA TB133: +\$16



7121433 BAR STOOL, WOOD SEAT/WOOD BACK

W: 16.5" D: 18.25" H: 43.25" SW: 16" SD: 15.75" SH: 29.75" AH: - WT: 18 lb.

Price by Shipping Zone

Zone	1	2	3	4
	419	429	440	450

Price includes Plastitack glides.

General Information:

COM: n/a ♦
WOOD SPECS: Beech
MOIS. BARR: n/a
CA TB133: n/a

Accessories

7100001 LASER CUT



+\$42 list per chair
+\$180 list set-up charge per design

See Ordering Information for Laser Cut information.

7100002 LASER CUT WITH COLOR FILL



+\$55 list per chair
+\$180 list set-up charge per design

See Ordering Information for Laser Cut with Color Fill information.

When ordering specify:

- Product number
- Fabric vendor, pattern and color
- Finish
- Moisture barrier option



27111 CHAIR, SQUARE ARM, HORIZONTAL CLEANOUT

W: 22.75"	D: 24"	H: 32"	SW: 20"	SD: 19"	SH: 19"	AH: 25.5"	WT: 42 lb.		
B/COM	C	D	E	F	G	H	I	J	
Zone 1:	1368	1400	1438	1480	1543	1606	1667	1730	1792
Zone 2:	1402	1434	1472	1514	1577	1640	1701	1764	1826
Zone 3:	1435	1467	1505	1547	1610	1673	1734	1797	1859
Zone 4:	1469	1501	1539	1581	1644	1707	1768	1831	1893

Black frame is standard. Silver is available at an additional cost.

General Information:

COM: 1.75 yd. ♦
 WOOD SPECS: Maple
 MOIS. BARR: included
 CA TB133: +\$70

27110-2 2 SEAT TANDEM, SQUARE ARM, HORIZONTAL CLEANOUT

W: 43.75"	D: 24"	H: 32"	SW: 20"	SD: 19"	SH: 19"	AH: 25.5"	WT: 75 lb.		
B/COM	C	D	E	F	G	H	I	J	
Zone 1:	2539	2589	2649	2715	2814	2913	3009	3108	3205
Zone 2:	2602	2652	2712	2778	2877	2976	3072	3171	3268
Zone 3:	2664	2714	2774	2840	2939	3038	3134	3233	3330
Zone 4:	2727	2777	2837	2903	3002	3101	3197	3296	3393

Black frame is standard. Silver is available at an additional cost.

General Information:

COM: 2.75 yd. ♦
 WOOD SPECS: Maple
 MOIS. BARR: included
 CA TB133: +\$110

27110-3 3 SEAT TANDEM, SQUARE ARM, HORIZONTAL CLEANOUT

W: 64.75"	D: 24"	H: 32"	SW: 20"	SD: 19"	SH: 19"	AH: 25.5"	WT: 108 lb.		
B/COM	C	D	E	F	G	H	I	J	
Zone 1:	3678	3750	3838	3934	4078	4222	4362	4506	4646
Zone 2:	3769	3841	3929	4025	4169	4313	4453	4597	4737
Zone 3:	3860	3932	4020	4116	4260	4404	4544	4688	4828
Zone 4:	3950	4022	4110	4206	4350	4494	4634	4778	4918

Black frame is standard. Silver is available at an additional cost.

General Information:

COM: 4 yd. ♦
 WOOD SPECS: Maple
 MOIS. BARR: included
 CA TB133: +\$160

27121 CHAIR, SQUARE ARM, SHORT SEAT, VERTICAL CLEANOUT

W: 22.75"	D: 24"	H: 32"	SW: 20"	SD: 19"	SH: 19"	AH: 25.5"	WT: 42 lb.		
B/COM	C	D	E	F	G	H	I	J	
Zone 1:	1368	1400	1438	1480	1543	1606	1667	1730	1792
Zone 2:	1402	1434	1472	1514	1577	1640	1701	1764	1826
Zone 3:	1435	1467	1505	1547	1610	1673	1734	1797	1859
Zone 4:	1469	1501	1539	1581	1644	1707	1768	1831	1893

Black frame is standard. Silver is available at an additional cost.

General Information:

COM: 1.75 yd. ♦
 WOOD SPECS: Maple
 MOIS. BARR: included
 CA TB133: +\$70



27120-2 2 SEAT TANDEM, SQUARE ARM, SHORT SEAT, VERTICAL CLEANOUT

W: 43.75"	D: 24"	H: 32"	SW: 20"	SD: 19"	SH: 19"	AH: 25.5"	WT: 75 lb.		
B/COM	C	D	E	F	G	H	I	J	
Zone 1:	2542	2596	2662	2734	2842	2950	3055	3163	3268
Zone 2:	2605	2659	2725	2797	2905	3013	3118	3226	3331
Zone 3:	2667	2721	2787	2859	2967	3075	3180	3288	3393
Zone 4:	2730	2784	2850	2922	3030	3138	3243	3351	3456

Black frame is standard. Silver is available at an additional cost.

General Information:

COM: 3 yd. ♦
 WOOD SPECS: Maple
 MOIS. BARR: included
 CA TB133: +\$120

27120-3 3 SEAT TANDEM, SQUARE ARM, SHORT SEAT, VERTICAL CLEANOUT

W: 64.75"	D: 24"	H: 32"	SW: 20"	SD: 19"	SH: 19"	AH: 25.5"	WT: 108 lb.		
B/COM	C	D	E	F	G	H	I	J	
Zone 1:	3684	3765	3864	3972	4134	4296	4454	4616	4773
Zone 2:	3775	3856	3955	4063	4225	4387	4545	4707	4864
Zone 3:	3866	3947	4046	4154	4316	4478	4636	4798	4955
Zone 4:	3956	4037	4136	4244	4406	4568	4726	4888	5045

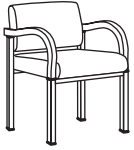
Black frame is standard. Silver is available at an additional cost.

General Information:

COM: 4.5 yd. ♦
 WOOD SPECS: Maple
 MOIS. BARR: included
 CA TB133: +\$180

- When ordering specify:
- Product number
 - Fabric vendor, pattern and color
 - Wood finish
 - Metal finish

Flow



27211 CHAIR, ROUND ARM, HORIZONTAL CLEANOUT

W: 22.75" D: 24" H: 32" SW: 20" SD: 19" SH: 19" AH: 25.5" WT: 42 lb.

	B/COM	C	D	E	F	G	H	I	J
Zone 1:	1368	1400	1438	1480	1543	1606	1667	1730	1792
Zone 2:	1402	1434	1472	1514	1577	1640	1701	1764	1826
Zone 3:	1435	1467	1505	1547	1610	1673	1734	1797	1859
Zone 4:	1469	1501	1539	1581	1644	1707	1768	1831	1893

Black frame is standard. Silver is available at an additional cost.

General Information:

COM: 1.75 yd. ♦
WOOD SPECS: Maple
MOIS. BARR: included
CA TB133: +\$70

27210-2 2 SEAT TANDEM, ROUND ARM, HORIZONTAL CLEANOUT

W: 43.75" D: 24" H: 32" SW: 20" SD: 19" SH: 19" AH: 25.5" WT: 75 lb.

	B/COM	C	D	E	F	G	H	I	J
Zone 1:	2539	2589	2649	2715	2814	2913	3009	3108	3205
Zone 2:	2602	2652	2712	2778	2877	2976	3072	3171	3268
Zone 3:	2664	2714	2774	2840	2939	3038	3134	3233	3330
Zone 4:	2727	2777	2837	2903	3002	3101	3197	3296	3393

Black frame is standard. Silver is available at an additional cost.

General Information:

COM: 2.75 yd. ♦
WOOD SPECS: Maple
MOIS. BARR: included
CA TB133: +\$110

27210-3 3 SEAT TANDEM, ROUND ARM, HORIZONTAL CLEANOUT

W: 64.75" D: 24" H: 32" SW: 20" SD: 19" SH: 19" AH: 25.5" WT: 108 lb.

	B/COM	C	D	E	F	G	H	I	J
Zone 1:	3678	3750	3838	3934	4078	4222	4362	4506	4646
Zone 2:	3769	3841	3929	4025	4169	4313	4453	4597	4737
Zone 3:	3860	3932	4020	4116	4260	4404	4544	4688	4828
Zone 4:	3950	4022	4110	4206	4350	4494	4634	4778	4918

Black frame is standard. Silver is available at an additional cost.

General Information:

COM: 4 yd. ♦
WOOD SPECS: Maple
MOIS. BARR: included
CA TB133: +\$160



27221 CHAIR, ROUND ARM, SHORT SEAT, VERTICAL CLEANOUT

W: 22.75" D: 24" H: 32" SW: 20" SD: 19" SH: 19" AH: 25.5" WT: 42 lb.

	B/COM	C	D	E	F	G	H	I	J
Zone 1:	1368	1400	1438	1480	1543	1606	1667	1730	1792
Zone 2:	1402	1434	1472	1514	1577	1640	1701	1764	1826
Zone 3:	1435	1467	1505	1547	1610	1673	1734	1797	1859
Zone 4:	1469	1501	1539	1581	1644	1707	1768	1831	1893

Black frame is standard. Silver is available at an additional cost.

General Information:

COM: 1.75 yd. ♦
WOOD SPECS: Maple
MOIS. BARR: included
CA TB133: +\$70

27220-2 2 SEAT TANDEM, ROUND ARM, SHORT SEAT, VERTICAL CLEANOUT

W: 43.75" D: 24" H: 32" SW: 20" SD: 19" SH: 19" AH: 25.5" WT: 75 lb.

	B/COM	C	D	E	F	G	H	I	J
Zone 1:	2542	2596	2662	2734	2842	2950	3055	3163	3268
Zone 2:	2605	2659	2725	2797	2905	3013	3118	3226	3331
Zone 3:	2667	2721	2787	2859	2967	3075	3180	3288	3393
Zone 4:	2730	2784	2850	2922	3030	3138	3243	3351	3456

Black frame is standard. Silver is available at an additional cost.

General Information:

COM: 3 yd. ♦
WOOD SPECS: Maple
MOIS. BARR: included
CA TB133: +\$120

27220-3 3 SEAT TANDEM, ROUND ARM, SHORT SEAT, VERTICAL CLEANOUT

W: 64.75" D: 24" H: 32" SW: 20" SD: 19" SH: 19" AH: 25.5" WT: 108 lb.

	B/COM	C	D	E	F	G	H	I	J
Zone 1:	3684	3765	3864	3972	4134	4296	4454	4616	4773
Zone 2:	3775	3856	3955	4063	4225	4387	4545	4707	4864
Zone 3:	3866	3947	4046	4154	4316	4478	4636	4798	4955
Zone 4:	3956	4037	4136	4244	4406	4568	4726	4888	5045

Black frame is standard. Silver is available at an additional cost.

General Information:

COM: 4.5 yd. ♦
WOOD SPECS: Maple
MOIS. BARR: included
CA TB133: +\$180

- When ordering specify:
- Product number
 - Fabric vendor, pattern and color
 - Wood finish
 - Metal finish

27000-ST SPANNER TABLE, MODULAR

W: 17" D: 17" H: 16" WT: 18 lb

Price by Shipping Zone				
Zone	1	2	3	4
	497	509	522	534

Shaded portion of the illustration indicates the product being described. Modular seating orders must include a layout to ensure proper configuration. Black frame is standard. Silver is available at an additional cost.

General Information:

COM: n/a ♦
WOOD SPECS: Maple
MOIS. BARR: n/a
CA TB133: n/a



27000-ET END TABLE, MODULAR

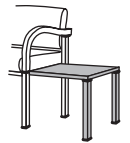
W: 17" D: 17" H: 16" WT: 20 lb

Price by Shipping Zone				
Zone	1	2	3	4
	850	871	892	914

Shaded portion of the illustration indicates the product being described. Modular seating orders must include a layout to ensure proper configuration. Black frame is standard. Silver is available at an additional cost.

General Information:

COM: n/a ♦
WOOD SPECS: Maple
MOIS. BARR: n/a
CA TB133: n/a



27000-CT CORNER TABLE, MODULAR

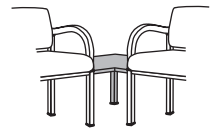
W: 23" D: 23" H: 16" WT: 22 lb.

Price by Shipping Zone				
Zone	1	2	3	4
	850	871	892	914

Shaded portion of the illustration indicates the product being described. Modular seating orders must include a layout to ensure proper configuration. Black frame is standard. Silver is available at an additional cost.

General Information:

COM: n/a ♦
WOOD SPECS: Maple
MOIS. BARR: n/a
CA TB133: n/a



27-161717 END TABLE, 16H 17W 17D

W: 17" D: 17" H: 16" WT: 20 lb

Price by Shipping Zone				
Zone	1	2	3	4
	812	832	853	873

Black frame is standard. Silver is available at an additional cost.

General Information:

COM: n/a ♦
WOOD SPECS: Maple
MOIS. BARR: n/a
CA TB133: n/a



27-161734 COFFEE TABLE, 16H 34W 17D

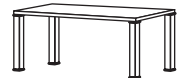
W: 34" D: 17" H: 16" WT: 28 lb

Price by Shipping Zone				
Zone	1	2	3	4
	1140	1168	1197	1226

Black frame is standard. Silver is available at an additional cost.

General Information:

COM: n/a ♦
WOOD SPECS: Maple
MOIS. BARR: n/a
CA TB133: n/a



Accessories

Silver finish +\$239 per order

- When ordering specify:
- Product number
 - Laminate
 - Wood finish
 - Metal finish
 - Room layout

Grille



7021420 SIDE CHAIR, UPH SEAT/WOOD BACK

W: 18.25" D: 20" H: 32.25" SW: 17.25" SD: 16.5" SH: 18.25" AH: – WT: 22 lb.

	B/COM	C	D	E	F	G	H	I	J
Zone 1:	337	344	353	362	377	391	405	420	434
Zone 2:	345	352	361	370	385	399	413	428	442
Zone 3:	354	361	370	379	394	408	422	437	451
Zone 4:	362	369	378	387	402	416	430	445	459

Price includes Plastitack glides.

General Information:

COM: 0.4 yd. ♦
WOOD SPECS: Beech
MOIS. BARR: +\$6
CA TB133: +\$16



7021421 SIDE CHAIR, WOOD SEAT/WOOD BACK

W: 18.25" D: 20" H: 32.25" SW: 17.25" SD: 16.5" SH: 17.5" AH: – WT: 22 lb.

Price by Shipping Zone					
Zone	1	2	3	4	
	340	348	357	366	

Price includes Plastitack glides.

General Information:

COM: n/a ♦
WOOD SPECS: Beech
MOIS. BARR: n/a
CA TB133: n/a



7121420 BAR STOOL, UPH SEAT/WOOD BACK

W: 17.25" D: 20.5" H: 43" SW: 17.25" SD: 16.5" SH: 30.75" AH: – WT: 32 lb.

	B/COM	C	D	E	F	G	H	I	J
Zone 1:	449	456	465	474	489	503	517	532	546
Zone 2:	460	467	476	485	500	514	528	543	557
Zone 3:	471	478	487	496	511	525	539	554	568
Zone 4:	482	489	498	507	522	536	550	565	579

Price includes Plastitack glides.

General Information:

COM: 0.4 yd. ♦
WOOD SPECS: Beech
MOIS. BARR: +\$6
CA TB133: +\$16



7121421 BAR STOOL, WOOD SEAT/WOOD BACK

W: 17.25" D: 20.5" H: 43" SW: 17.25" SD: 16.5" SH: 29.75" AH: – WT: 32 lb.

Price by Shipping Zone					
Zone	1	2	3	4	
	459	470	482	493	

Price includes Plastitack glides.

General Information:

COM: n/a ♦
WOOD SPECS: Beech
MOIS. BARR: n/a
CA TB133: n/a

When ordering specify:

- Product number
- Fabric vendor, pattern and color
- Finish
- Moisture barrier option



7324765 ARM CHAIR, UPH SEAT, UPH BACK WITH WOOD BACKSIDE

W: 21.5"	D: 23"	H: 34"	SW: 19"	SD: 19"	SH: 18"	AH: 24.5"	WT: 17 lb.		
	B/COM	C	D	E	F	G	H	I	J
Zone 1:	619	632	647	664	689	715	739	764	789
Zone 2:	634	647	662	679	704	730	754	779	804
Zone 3:	650	663	678	695	720	746	770	795	820
Zone 4:	665	678	693	710	735	761	785	810	835

Price includes Plastitack glides.

General Information:

COM: 0.7 yd. ♦
 WOOD SPECS: Beech
 MOIS. BARR: +\$6
 CA TB133: +\$28

7324775 ARM CHAIR, UPH SEAT, UPH BACK

W: 21.5"	D: 23"	H: 34"	SW: 19"	SD: 19"	SH: 18"	AH: 24.5"	WT: 18 lb.		
	B/COM	C	D	E	F	G	H	I	J
Zone 1:	625	643	665	689	725	761	796	832	867
Zone 2:	640	658	680	704	740	776	811	847	882
Zone 3:	656	674	696	720	756	792	827	863	898
Zone 4:	671	689	711	735	771	807	842	878	913

Price includes Plastitack glides.

General Information:

COM: 1 yd. ♦
 WOOD SPECS: Beech
 MOIS. BARR: +\$6
 CA TB133: +\$40

Accessories

7100001 LASER CUT



+\$42 list per chair
 +\$180 list set-up charge per design
 See Ordering Information for Laser Cut information.

7100002 LASER CUT WITH COLOR FILL




+\$55 list per chair
 +\$180 list set-up charge per design
 See Ordering Information for Laser Cut with Color Fill information.

CUSTOM CNC BACK ROUT

+\$37 list per chair
 +\$491 list set-up charge per design
 Call Customer Care for information.

7190010 WOOD UNDERSEAT PANEL



W: 18" D: 19" H: - WT: 1 lb.
\$57
 Panels with vinyl or crypton upholstered seats will be drilled for ventilation.

7144002 CASTERS, SET OF TWO, CARPET SURFACE



Stem Size: 50 mm Caster Size: 2"
 WT: 0.5 lb. Load Cap: 110 lb. per caster
\$66
 Specify locking or non-locking for front or rear legs when ordering.

7144001 REAR LOCKING CASTERS, FRONT NON LOCK SET OF FOUR, CARPET SURFACE



Stem Size: 50 mm Caster Size: 2"
 WT: 1 lb. Load Cap: 110 lb. per caster
\$81
 Includes two front non-locking casters and two rear locking casters.

7144004 CASTERS, SET OF TWO, HARD SURFACE



Stem Size: 50 mm Caster Size: 2"
 WT: 0.5 lb. Load Cap: 110 lb. per caster
\$66
 Specify locking or non-locking for front or rear legs when ordering.

7144003 REAR LOCKING CASTERS, FRONT NON LOCK SET OF FOUR, HARD SURFACE



Stem Size: 50 mm Caster Size: 2"
 WT: 1 lb. Load Cap: 110 lb. per caster
\$81
 Includes two front non-locking casters and two rear locking casters.

When ordering specify:
 Product number
 Fabric vendor, pattern and color
 Finish
 Moisture barrier option



7020712 CHAIR, 12" SEAT HEIGHT, STACKING

W: 12.75" D: 10.5" H: 22" SW: 12.75" SD: 11.25" SH: 12" AH: – WT: 7 lb.

Price by Shipping Zone				
Zone	1	2	3	4
	433	444	455	465

Price includes Rubber Boot. Boot available in beige only. Seats most children 4 - 7 years old. Can be stacked 6 high for storage.

General Information:

COM: n/a ♦
WOOD SPECS: Beech
MOIS. BARR: n/a
CA TB133: n/a

7020714 CHAIR, 14" SEAT HEIGHT, STACKING

W: 14.5" D: 12.75" H: 25.5" SW: 14.5" SD: 13" SH: 14" AH: – WT: 12 lb.

Price by Shipping Zone				
Zone	1	2	3	4
	466	478	489	501

Price includes Rubber Boot. Boot available in beige only. Seats most children 6 - 9 years old. Can be stacked 6 high for storage.

General Information:

COM: n/a ♦
WOOD SPECS: Beech
MOIS. BARR: n/a
CA TB133: n/a

7020716 CHAIR, 16" SEAT HEIGHT, STACKING

W: 15.5" D: 14.5" H: 28" SW: 15.5" SD: 15" SH: 16" AH: – WT: 13 lb.

Price by Shipping Zone				
Zone	1	2	3	4
	575	589	604	618

Price includes Rubber Boot. Boot available in beige only. Seats most children 8 - 12 years old. Can be stacked 6 high for storage.

General Information:

COM: n/a ♦
WOOD SPECS: Beech
MOIS. BARR: n/a
CA TB133: n/a

7020718 CHAIR, 18" SEAT HEIGHT, STACKING

W: 16.5" D: 16" H: 31" SW: 16.5" SD: 16.5" SH: 18" AH: – WT: 14 lb.

Price by Shipping Zone				
Zone	1	2	3	4
	699	716	734	751

Price includes Rubber Boot. Boot available in beige only. Seats most children 11+ years old. Can be stacked 6 high for storage.

General Information:


COM: n/a ♦
WOOD SPECS: Beech
MOIS. BARR: n/a
CA TB133: n/a

7011070 KIDZ TABLE BASE

W: – D: – H: 19" WT: 17 lb.

Price by Shipping Zone				
Zone	1	2	3	4
	382	392	401	411

Price includes Chrome Rubber Cushioned glides. Set of 4 legs. Standard base height is 19". Custom heights are available at an additional charge, refer to Terms & Conditions for Custom Height charges. Specify height set of 4 legs (6"-23") when ordering. A 19" table height is recommended for use with the 0712 and 0714 seat models. A 23" table height is recommended for use with the 0716 and 0718 seat models. See 7050001 for table top options.



Available for Kidz table base (7011070).

See Items to Consider when Ordering Tables and Table Top and Base Configurations.

When ordering specify:

- Product number
- Finish
- Laminate for top only

7050001 3/4" THICK LAMINATED HARDWOOD EDGE TOP (AVAILABLE ONLY WITH KIDZ BASE)

dimensions	shape	weight	zone 1	zone 2	zone 3	zone 4
24" W x 30" L	Rectangle	30 lb.	448	459	470	482
24" W x 36" L	Rectangle	36 lb.	501	514	526	539
30" W x 36" L	Rectangle	45 lb.	548	562	575	589
30" W x 48" L	Rectangle	60 lb.	651	667	684	700
24" ø	Round	19 lb.	463	475	486	498
30" ø	Round	29 lb.	563	577	591	605
36" ø	Round	42 lb.	680	697	714	731
42" ø	Round	58 lb.	816	836	857	877
24" W x 24" L	Square	24 lb.	405	415	425	435
30" W x 30" L	Square	38 lb.	491	503	516	528
36" W x 36" L	Square	54 lb.	588	603	617	632
42" W x 42" L	Square	74 lb.	699	716	734	751

7028763 SIDE CHAIR, UPH SEAT, UPH BACK

W: 19"	D: 22.75"	H: 32.5"	SW: 19"	SD: 18.25"	SH: 18"	AH: -	WT: 13 lb.		
	B/COM	C	D	E	F	G	H	I	J
Zone 1:	381	399	421	445	481	517	552	588	623
Zone 2:	390	408	430	454	490	526	561	597	632
Zone 3:	399	417	439	463	499	535	570	606	641
Zone 4:	409	427	449	473	509	545	580	616	651

Nonstacking. Chrome Rubber Cushioned glides are standard.

General Information:

COM: 1 yd. ♦
 WOOD SPECS: Beech
 MOIS. BARR: +\$6
 CA TB133: +\$40



7028764 SIDE CHAIR, UPH SEAT, WOOD BACK

W: 19"	D: 22.75"	H: 32.5"	SW: 19"	SD: 18.5"	SH: 18"	AH: -	WT: 14 lb.		
	B/COM	C	D	E	F	G	H	I	J
Zone 1:	370	379	390	402	420	438	456	474	491
Zone 2:	379	388	399	411	429	447	465	483	500
Zone 3:	388	397	408	420	438	456	474	492	509
Zone 4:	397	406	417	429	447	465	483	501	518

Nonstacking. Chrome Rubber Cushioned glides are standard.

General Information:

COM: 0.5 yd. ♦
 WOOD SPECS: Beech
 MOIS. BARR: +\$6
 CA TB133: +\$16



7023763 SIDE CHAIR, WOOD SEAT, WOOD BACK

W: 19"	D: 22.75"	H: 32.5"	SW: 19"	SD: 18"	SH: 17"	AH: -	WT: 15 lb.		
Price by Shipping Zone									
	Zone	1	2	3	4				
		361	370	379	388				

Nonstacking. Chrome Rubber Cushioned glides are standard.

General Information:

COM: n/a ♦
 WOOD SPECS: Beech
 MOIS. BARR: n/a
 CA TB133: n/a

Accessories

7100001 LASER CUT



+\$42 list per chair
 +\$180 list set-up charge per design

See Ordering Information for Laser Cut information.

7070010 WELT CORD



WT: 1 lb. COM Reg 0.1 yd.
 \$23

7100002 LASER CUT WITH COLOR FILL



+\$55 list per chair
 +\$180 list set-up charge per design

See Ordering Information for Laser Cut with Color Fill information.

7070005 DECORATIVE THRU BOLT AND NUT



WT: 1 lb.
 \$26
 Available for chairs with all-wood backs. Bronze only.

When ordering specify:
 Product number
 Fabric vendor, pattern and color
 Finish
 Moisture barrier option

Laurelwood



7324001 CHAIR, WOOD ARM, LOW BACK

W: 24"	D: 25.5"	H: 33"	SW: 20"	SD: 18.75"	SH: 18"	AH: 25.75"	WT: 27 lb.		
	B/COM	C	D	E	F	G	H	I	J
Zone 1:	829	856	889	925	979	1033	1086	1140	1192
Zone 2:	849	876	909	945	999	1053	1106	1160	1212
Zone 3:	870	897	930	966	1020	1074	1127	1181	1233
Zone 4:	890	917	950	986	1040	1094	1147	1201	1253

General Information:

COM: 1.5 yd. ♦
 WOOD SPECS: Beech
 MOIS. BARR: +\$8
 CA TB133: +\$60

7324011 LOVESEAT, WOOD ARM, LOW BACK

W: 46"	D: 25.5"	H: 33"	SW: 20"	SD: 18.75"	SH: 18"	AH: 25.75"	WT: 48 lb.		
	B/COM	C	D	E	F	G	H	I	J
Zone 1:	1574	1626	1690	1759	1864	1968	2070	2174	2276
Zone 2:	1612	1664	1728	1797	1902	2006	2108	2212	2314
Zone 3:	1651	1703	1767	1836	1941	2045	2147	2251	2353
Zone 4:	1689	1741	1805	1874	1979	2083	2185	2289	2391

General Information:

COM: 2.9 yd. ♦
 WOOD SPECS: Beech
 MOIS. BARR: +\$14
 CA TB133: +\$116

7324012 SOFA, WOOD ARM, LOW BACK

W: 68"	D: 25.5"	H: 33"	SW: 20"	SD: 18.75"	SH: 18"	AH: 25.75"	WT: 69 lb.		
	B/COM	C	D	E	F	G	H	I	J
Zone 1:	2287	2366	2463	2568	2727	2885	3039	3198	3352
Zone 2:	2343	2422	2519	2624	2783	2941	3095	3254	3408
Zone 3:	2399	2478	2575	2680	2839	2997	3151	3310	3464
Zone 4:	2455	2534	2631	2736	2895	3053	3207	3366	3520

General Information:

COM: 4.4 yd. ♦
 WOOD SPECS: Beech
 MOIS. BARR: +\$22
 CA TB133: +\$176

7324015 LOVESEAT, WOOD ARM, SHORT CENTER ARMS, LOW BACK

W: 46"	D: 25.5"	H: 33"	SW: 20"	SD: 18.75"	SH: 18"	AH: 25.75"	WT: 50 lb.		
	B/COM	C	D	E	F	G	H	I	J
Zone 1:	1636	1688	1752	1821	1926	2030	2132	2236	2338
Zone 2:	1676	1728	1792	1861	1966	2070	2172	2276	2378
Zone 3:	1716	1768	1832	1901	2006	2110	2212	2316	2418
Zone 4:	1756	1808	1872	1941	2046	2150	2252	2356	2458

General Information:

COM: 2.9 yd. ♦
 WOOD SPECS: Beech
 MOIS. BARR: +\$14
 CA TB133: +\$116

7324018 SOFA, WOOD ARM, SHORT CENTER ARMS, LOW BACK

W: 68"	D: 25.5"	H: 33"	SW: 20"	SD: 18.75"	SH: 18"	AH: 25.75"	WT: 69 lb.		
	B/COM	C	D	E	F	G	H	I	J
Zone 1:	2507	2586	2683	2788	2947	3105	3259	3418	3572
Zone 2:	2568	2647	2744	2849	3008	3166	3320	3479	3633
Zone 3:	2630	2709	2806	2911	3070	3228	3382	3541	3695
Zone 4:	2691	2770	2867	2972	3131	3289	3443	3602	3756

General Information:

COM: 4.4 yd. ♦
 WOOD SPECS: Beech
 MOIS. BARR: +\$22
 CA TB133: +\$176

Accessories

Urethane Arm Caps	+\$120	2 arms	Available in black, khaki or espresso.
Urethane Arm Caps	+\$181	3 arms	Available in black, khaki or espresso.
Urethane Arm Caps	+\$241	4 arms	Available in black, khaki or espresso.

When ordering specify:

- Product number
- Fabric vendor, pattern and color
- Finish
- Leg extension option
- Moisture barrier option
- Urethane cap color



7324002 CHAIR, WOOD ARM, MID BACK

W: 24"	D: 25.5"	H: 39"	SW: 20"	SD: 18.75"	SH: 18"	AH: 25.75"	WT: 30 lb.		
	B/COM	C	D	E	F	G	H	I	J
Zone 1:	886	913	946	982	1036	1090	1143	1197	1249
Zone 2:	908	935	968	1004	1058	1112	1165	1219	1271
Zone 3:	929	956	989	1025	1079	1133	1186	1240	1292
Zone 4:	951	978	1011	1047	1101	1155	1208	1262	1314

General Information:

COM: 1.5 yd. ♦
 WOOD SPECS: Beech
 MOIS. BARR: +\$8
 CA TB133: +\$60

7324013 LOVESEAT, WOOD ARM, MID BACK

W: 46"	D: 25.5"	H: 39"	SW: 20"	SD: 18.75"	SH: 18"	AH: 25.75"	WT: 52 lb.		
	B/COM	C	D	E	F	G	H	I	J
Zone 1:	1782	1836	1902	1974	2082	2190	2295	2403	2508
Zone 2:	1826	1880	1946	2018	2126	2234	2339	2447	2552
Zone 3:	1869	1923	1989	2061	2169	2277	2382	2490	2595
Zone 4:	1913	1967	2033	2105	2213	2321	2426	2534	2639

General Information:

COM: 3 yd. ♦
 WOOD SPECS: Beech
 MOIS. BARR: +\$8
 CA TB133: +\$120

7324014 SOFA, WOOD ARM, MID BACK

W: 68"	D: 25.5"	H: 39"	SW: 20"	SD: 18.75"	SH: 18"	AH: 25.75"	WT: 75 lb.		
	B/COM	C	D	E	F	G	H	I	J
Zone 1:	2586	2665	2762	2867	3026	3184	3338	3497	3651
Zone 2:	2649	2728	2825	2930	3089	3247	3401	3560	3714
Zone 3:	2713	2792	2889	2994	3153	3311	3465	3624	3778
Zone 4:	2776	2855	2952	3057	3216	3374	3528	3687	3841

General Information:

COM: 4.4 yd. ♦
 WOOD SPECS: Beech
 MOIS. BARR: +\$6
 CA TB133: +\$176

7324022 LOVESEAT, SHORT CENTER ARMS, MID BACK

W: 46"	D: 25.5"	H: 39"	SW: 20"	SD: 18.75"	SH: 18"	AH: 25.75"	WT: 54 lb.		
	B/COM	C	D	E	F	G	H	I	J
Zone 1:	1845	1899	1965	2037	2145	2253	2358	2466	2571
Zone 2:	1890	1944	2010	2082	2190	2298	2403	2511	2616
Zone 3:	1935	1989	2055	2127	2235	2343	2448	2556	2661
Zone 4:	1981	2035	2101	2173	2281	2389	2494	2602	2707

General Information:

COM: 3 yd. ♦
 WOOD SPECS: Beech
 MOIS. BARR: +\$6
 CA TB133: +\$120

7324025 SOFA, WOOD ARM, SHORT CENTER ARMS, MID BACK

W: 68"	D: 25.5"	H: 39"	SW: 20"	SD: 18.75"	SH: 18"	AH: 25.75"	WT: 77 lb.		
	B/COM	C	D	E	F	G	H	I	J
Zone 1:	2802	2881	2978	3083	3242	3400	3554	3713	3867
Zone 2:	2871	2950	3047	3152	3311	3469	3623	3782	3936
Zone 3:	2939	3018	3115	3220	3379	3537	3691	3850	4004
Zone 4:	3008	3087	3184	3289	3448	3606	3760	3919	4073

General Information:

COM: 4.4 yd. ♦
 WOOD SPECS: Beech
 MOIS. BARR: +\$5
 CA TB133: +\$176

Accessories

Urethane Arm Caps	+\$120	2 arms	Available in black, khaki or espresso.
Urethane Arm Caps	+\$181	3 arms	Available in black, khaki or espresso.
Urethane Arm Caps	+\$241	4 arms	Available in black, khaki or espresso.

- When ordering specify:
- Product number
 - Fabric vendor, pattern and color
 - Finish
 - Leg extension option
 - Moisture barrier option
 - Urethane cap color

Laurelwood



7324003 PATIENT CHAIR, WOOD ARM, HIGH BACK

W: 24"	D: 25.5"	H: 43"	SW: 20"	SD: 18.75"	SH: 18"	AH: 25.75"	WT: 32 lb.		
	B/COM	C	D	E	F	G	H	I	J
Zone 1:	961	1001	1049	1102	1181	1261	1338	1417	1494
Zone 2:	984	1024	1072	1125	1204	1284	1361	1440	1517
Zone 3:	1008	1048	1096	1149	1228	1308	1385	1464	1541
Zone 4:	1031	1071	1119	1172	1251	1331	1408	1487	1564

General Information:

COM: 2.2 yd. ♦
 WOOD SPECS: Beech
 MOIS. BARR: +\$8
 CA TB133: +\$88



7324007 MOTION CHAIR, WOOD ARM, MID BACK

W: 25"	D: 26.5"	H: 39"	SW: 20.25"	SD: 18.25"	SH: 18"	AH: 25.75"	WT: 49 lb.		
	B/COM	C	D	E	F	G	H	I	J
Zone 1:	1418	1458	1506	1559	1638	1718	1795	1874	1951
Zone 2:	1453	1493	1541	1594	1673	1753	1830	1909	1986
Zone 3:	1488	1528	1576	1629	1708	1788	1865	1944	2021
Zone 4:	1522	1562	1610	1663	1742	1822	1899	1978	2055

General Information:

COM: 2.2 yd. ♦
 WOOD SPECS: Beech
 MOIS. BARR: +\$6
 CA TB133: +\$88

Leg extensions are not available on motion chairs. Casters (7144002) are available on rear legs only. Casters must be locking. Non-skid slides are provided on the front legs.



7324008 MOTION PATIENT CHAIR, WOOD ARM, HIGH BACK

W: 25"	D: 26.5"	H: 45"	SW: 20.25"	SD: 18.25"	SH: 18"	AH: 25.75"	WT: 51 lb.		
	B/COM	C	D	E	F	G	H	I	J
Zone 1:	1462	1502	1550	1603	1682	1762	1839	1918	1995
Zone 2:	1498	1538	1586	1639	1718	1798	1875	1954	2031
Zone 3:	1534	1574	1622	1675	1754	1834	1911	1990	2067
Zone 4:	1570	1610	1658	1711	1790	1870	1947	2026	2103

General Information:

COM: 2.2 yd. ♦
 WOOD SPECS: Beech
 MOIS. BARR: +\$6
 CA TB133: +\$88

Leg extensions are not available on motion chairs. Casters (7144002) are available on rear legs only. Casters must be locking. Non-skid slides are provided on the front legs.



7024007 OTTOMAN, 10" HEIGHT

W: 19"	D: 16"	H: 10"	WT: 9 lb.						
	B/COM	C	D	E	F	G	H	I	J
Zone 1:	559	566	575	584	599	613	627	642	656
Zone 2:	573	580	589	598	613	627	641	656	670
Zone 3:	587	594	603	612	627	641	655	670	684
Zone 4:	601	608	617	626	641	655	669	684	698

General Information:

COM: 0.4 yd. ♦
 WOOD SPECS: Beech
 MOIS. BARR: +\$5
 CA TB133: +\$16



7024008 OTTOMAN, 18" HEIGHT

W: 19"	D: 16.75"	H: 18"	WT: 15 lb.						
	B/COM	C	D	E	F	G	H	I	J
Zone 1:	559	566	575	584	599	613	627	642	656
Zone 2:	573	580	589	598	613	627	641	656	670
Zone 3:	587	594	603	612	627	641	655	670	684
Zone 4:	601	608	617	626	641	655	669	684	698

General Information:

COM: 0.4 yd. ♦
 WOOD SPECS: Beech
 MOIS. BARR: +\$5
 CA TB133: +\$16

Accessories

Urethane Arm Caps	+\$120	2 arms	Available in black, khaki or espresso.
Urethane Arm Caps	+\$181	3 arms	Available in black, khaki or espresso.
Urethane Arm Caps	+\$241	4 arms	Available in black, khaki or espresso.

When ordering specify:

- Product number
- Fabric vendor, pattern and color
- Finish
- Leg extension option
- Moisture barrier option
- Urethane cap color

 7324057 BARIATRIC CHAIR, 20" SEAT, WOOD ARM

W: 24"	D: 25.5"	H: 35"	SW: 20"	SD: 18.75"	SH: 18"	AH: 25.75"	WT: 27 lb.		
	B/COM	C	D	E	F	G	H	I	J
Zone 1:	886	913	946	982	1036	1090	1143	1197	1249
Zone 2:	908	935	968	1004	1058	1112	1165	1219	1271
Zone 3:	929	956	989	1025	1079	1133	1186	1240	1292
Zone 4:	951	978	1011	1047	1101	1155	1208	1262	1314

General Information:

COM: 1.5 yd. ♦
 WOOD SPECS: Beech
 MOIS. BARR: +\$8
 CA TB133: +\$60



 7324051 BARIATRIC CHAIR, 25" SEAT, WOOD ARM

W: 29"	D: 24.75"	H: 35"	SW: 25"	SD: 18.75"	SH: 18"	AH: 25.75"	WT: 34 lb.		
	B/COM	C	D	E	F	G	H	I	J
Zone 1:	1246	1287	1338	1393	1476	1558	1639	1722	1802
Zone 2:	1276	1317	1368	1423	1506	1588	1669	1752	1832
Zone 3:	1307	1348	1399	1454	1537	1619	1700	1783	1863
Zone 4:	1337	1378	1429	1484	1567	1649	1730	1813	1893

General Information:

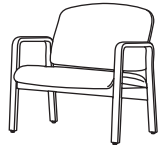
COM: 2.3 yd. ♦
 WOOD SPECS: Beech
 MOIS. BARR: +\$16
 CA TB133: +\$92

 7324052 BARIATRIC CHAIR, 30" SEAT, WOOD ARM

W: 34"	D: 24.75"	H: 35"	SW: 30"	SD: 18.75"	SH: 18"	AH: 25.75"	WT: 38 lb.		
	B/COM	C	D	E	F	G	H	I	J
Zone 1:	1331	1372	1423	1478	1561	1643	1724	1807	1887
Zone 2:	1364	1405	1456	1511	1594	1676	1757	1840	1920
Zone 3:	1396	1437	1488	1543	1626	1708	1789	1872	1952
Zone 4:	1429	1470	1521	1576	1659	1741	1822	1905	1985

General Information:

COM: 2.3 yd. ♦
 WOOD SPECS: Beech
 MOIS. BARR: +\$16
 CA TB133: +\$92



 7324053 BARIATRIC LOVESEAT, 40" SEAT, WOOD ARM

W: 44"	D: 24.75"	H: 35"	SW: 40"	SD: 18.75"	SH: 18"	AH: 25.75"	WT: 44 lb.		
	B/COM	C	D	E	F	G	H	I	J
Zone 1:	1430	1479	1538	1603	1700	1798	1892	1989	2084
Zone 2:	1465	1514	1573	1638	1735	1833	1927	2024	2119
Zone 3:	1500	1549	1608	1673	1770	1868	1962	2059	2154
Zone 4:	1535	1584	1643	1708	1805	1903	1997	2094	2189

General Information:

COM: 2.7 yd. ♦
 WOOD SPECS: Beech
 MOIS. BARR: +\$16
 CA TB133: +\$108

Accessories

Urethane Arm Caps	+\$120	2 arms	Available in black, khaki or espresso.
Urethane Arm Caps	+\$181	3 arms	Available in black, khaki or espresso.
Urethane Arm Caps	+\$241	4 arms	Available in black, khaki or espresso.

- When ordering specify:
- Product number
 - Fabric vendor, pattern and color
 - Finish
 - Leg extension option
 - Moisture barrier option
 - Urethane cap color

Laurelwood bariatric mid back



7324060 BARIATRIC CHAIR, 25" SEAT, WOOD ARM, MID-BACK

W: 29"	D: 24.75"	H: 39"	SW: 25"	SD: 18.75"	SH: 18"	AH: 25.75"	WT: 37 lb.		
	B/COM	C	D	E	F	G	H	I	J
Zone 1:	1308	1353	1408	1468	1558	1648	1736	1826	1913
Zone 2:	1340	1385	1440	1500	1590	1680	1768	1858	1945
Zone 3:	1372	1417	1472	1532	1622	1712	1800	1890	1977
Zone 4:	1404	1449	1504	1564	1654	1744	1832	1922	2009

General Information:

COM: 2.5 yd. ♦
 WOOD SPECS: Beech
 MOIS. BARR: +\$16
 CA TB133: +\$100



7324061 BARIATRIC CHAIR, 30" SEAT, WOOD ARM, MID-BACK

W: 34"	D: 24.75"	H: 39"	SW: 30"	SD: 18.75"	SH: 18"	AH: 25.75"	WT: 43 lb.		
	B/COM	C	D	E	F	G	H	I	J
Zone 1:	1392	1437	1492	1552	1642	1732	1820	1910	1997
Zone 2:	1426	1471	1526	1586	1676	1766	1854	1944	2031
Zone 3:	1460	1505	1560	1620	1710	1800	1888	1978	2065
Zone 4:	1494	1539	1594	1654	1744	1834	1922	2012	2099

General Information:

COM: 2.5 yd. ♦
 WOOD SPECS: Beech
 MOIS. BARR: +\$16
 CA TB133: +\$100

7324062 BARIATRIC LOVESEAT, 40" SEAT, WOOD ARM, MID-BACK

W: 44"	D: 24.75"	H: 39"	SW: 40"	SD: 18.75"	SH: 18"	AH: 25.75"	WT: 49 lb.		
	B/COM	C	D	E	F	G	H	I	J
Zone 1:	1489	1538	1597	1662	1759	1857	1951	2048	2143
Zone 2:	1525	1574	1633	1698	1795	1893	1987	2084	2179
Zone 3:	1562	1611	1670	1735	1832	1930	2024	2121	2216
Zone 4:	1598	1647	1706	1771	1868	1966	2060	2157	2252

General Information:

COM: 2.7 yd. ♦
 WOOD SPECS: Beech
 MOIS. BARR: +\$16
 CA TB133: +\$108

Accessories

Urethane Arm Caps	+\$120	2 arms	Available in black, khaki or espresso.
Urethane Arm Caps	+\$181	3 arms	Available in black, khaki or espresso.
Urethane Arm Caps	+\$241	4 arms	Available in black, khaki or espresso.

When ordering specify:

- Product number
- Fabric vendor, pattern and color
- Finish
- Leg extension option
- Moisture barrier option
- Urethane cap color

7011101 BENCH - 2 SEAT, WOOD LEG

W: 44" D: 19.5" H: 19" SD: 18.75" WT: 34 lb.

	B/COM	C	D	E	F	G	H	I	J
Zone 1:	1161	1188	1221	1257	1311	1365	1418	1472	1524
Zone 2:	1190	1217	1250	1286	1340	1394	1447	1501	1553
Zone 3:	1218	1245	1278	1314	1368	1422	1475	1529	1581
Zone 4:	1247	1274	1307	1343	1397	1451	1504	1558	1610

General Information:

COM: 1.5 yd. ♦
 WOOD SPECS: Beech
 MOIS. BARR: +\$22
 CA TB133: \$60



7011102 BENCH - 3 SEAT, WOOD LEG

W: 60" D: 19.5" H: 19" SD: 18.75" WT: 50 lb.

	B/COM	C	D	E	F	G	H	I	J
Zone 1:	1258	1294	1338	1386	1458	1530	1600	1672	1742
Zone 2:	1289	1325	1369	1417	1489	1561	1631	1703	1773
Zone 3:	1320	1356	1400	1448	1520	1592	1662	1734	1804
Zone 4:	1351	1387	1431	1479	1551	1623	1693	1765	1835

General Information:

COM: 2 yd. ♦
 WOOD SPECS: Beech
 MOIS. BARR: +\$30
 CA TB133: \$80

Accessories

7070009 LEG EXTENSIONS (SET OF FOUR)



WT: 2 lb.
\$273

Price includes glides. Adjusts height from 1" to 5". Standard color is Champagne Bronze. Available on all Laurelwood and Wedgewood chairs. Leg extensions are not available on motion chairs.

7144002 CASTERS, SET OF TWO, CARPET SURFACE



Stem Size: 50 mm Caster Size: 2"
 WT: 0.5 lb. Load Cap: 110 lb. per caster
\$66

Specify locking or non-locking for front or rear legs when ordering.

7144001 REAR LOCKING CASTERS, FRONT NON LOCK SET OF FOUR, CARPET SURFACE



Stem Size: 50 mm Caster Size: 2"
 WT: 1 lb. Load Cap: 110 lb. per caster
\$81

Includes two front non-locking casters and two rear locking casters.

7144004 CASTERS, SET OF TWO, HARD SURFACE



Stem Size: 50 mm Caster Size: 2"
 WT: 0.5 lb. Load Cap: 110 lb. per caster
\$66

Specify locking or non-locking for front or rear legs when ordering.

7144003 REAR LOCKING CASTERS, FRONT NON LOCK SET OF FOUR, HARD SURFACE



Stem Size: 50 mm Caster Size: 2"
 WT: 1 lb. Load Cap: 110 lb. per caster
\$81

Includes two front non-locking casters and two rear locking casters.

7144022 ACCESSORIES PLASTIC CAPS FOR 4012 GLIDE

WT: 0.5 lb.
\$4

7144100 TRANSPORT CASTERS, SET OF TWO



WT: 0.5 lb.
\$72

URETHANE ARM CAPS

Urethane Arm Caps available at an additional charge. Not available on benches.

+\$120 2 arms
+\$181 3 arms
+\$241 4 arms

Available in black, khaki or espresso.

- When ordering specify:*
- Product number
 - Fabric vendor, pattern and color
 - Finish
 - Leg extension option
 - Moisture barrier option

Loop modular seats



1801-M STRAIGHT SEAT, MODULAR

W: 23"	D: 27.75"	H: 33"	SW: 23"	SD: 20"	SH: 18.5"	AH: –	WT: 32 lb.		
	B/COM	C	D	E	F	G	H	I	J
Zone 1:	1305	1364	1435	1513	1630	1747	1861	1978	2092
Zone 2:	1337	1396	1467	1545	1662	1779	1893	2010	2124
Zone 3:	1368	1427	1498	1576	1693	1810	1924	2041	2155
Zone 4:	1400	1459	1530	1608	1725	1842	1956	2073	2187

Loop products available in modular configurations only. Modular seating orders must include a layout to ensure proper configuration. Contrasting fabric panel on back is available, refer to Fabric Zone details for more information. COM fabric requirement for contrasting panel is 0.75 yds.

General Information:

COM: 3.25 yd. ♦
WOOD SPECS: n/a
MOIS. BARR: included
CA TB133: +\$130



1801-IW-M INSIDE WEDGE SEAT, MODULAR

W: 10.5"	D: 27.75"	H: 33"	SW: 10.5**	SD: 20"	SH: 18.5"	AH: –	WT: 23 lb.		
	B/COM	C	D	E	F	G	H	I	J
Zone 1:	1167	1221	1287	1359	1467	1575	1680	1788	1893
Zone 2:	1195	1249	1315	1387	1495	1603	1708	1816	1921
Zone 3:	1224	1278	1344	1416	1524	1632	1737	1845	1950
Zone 4:	1252	1306	1372	1444	1552	1660	1765	1873	1978

Loop products available in modular configurations only. Modular seating orders must include a layout to ensure proper configuration. Front edge is 10.5". Wedge width ranges from 10.5" - 20". Contrasting fabric panel on back is available, refer to Fabric Zone details for more information. COM fabric requirement for contrasting panel is 0.75 yds.

General Information:

COM: 3 yd. ♦
WOOD SPECS: n/a
MOIS. BARR: included
CA TB133: +\$120



1801-OW-M OUTSIDE WEDGE SEAT, MODULAR

W: 22.5"	D: 27.75"	H: 33"	SW: 22.5**	SD: 20"	SH: 18.5"	AH: –	WT: 21 lb		
	B/COM	C	D	E	F	G	H	I	J
Zone 1:	1170	1220	1280	1346	1445	1544	1640	1739	1836
Zone 2:	1198	1248	1308	1374	1473	1572	1668	1767	1864
Zone 3:	1227	1277	1337	1403	1502	1601	1697	1796	1893
Zone 4:	1255	1305	1365	1431	1530	1629	1725	1824	1921

Loop products available in modular configurations only. Modular seating orders must include a layout to ensure proper configuration. Front edge is 10.5". Wedge width ranges from 22.5" - 13.5". Contrasting fabric panel on back is available, refer to Fabric Zone details for more information. COM fabric requirement for contrasting panel is 0.75 yds.

General Information:

COM: 2.75 yd. ♦
WOOD SPECS: n/a
MOIS. BARR: included
CA TB133: +\$110



1801-LE STRAIGHT SEAT, LEFT END, MODULAR

W: 23"	D: 27.75"	H: 33"	SW: 23"	SD: 20"	SH: 18.5"	AH: –	WT: 32 lb.		
	B/COM	C	D	E	F	G	H	I	J
Zone 1:	1305	1364	1435	1513	1630	1747	1861	1978	2092
Zone 2:	1337	1396	1467	1545	1662	1779	1893	2010	2124
Zone 3:	1368	1427	1498	1576	1693	1810	1924	2041	2155
Zone 4:	1400	1459	1530	1608	1725	1842	1956	2073	2187

Loop products available in modular configurations only. Modular seating orders must include a layout to ensure proper configuration. Contrasting fabric panel on back is available, refer to Fabric Zone details for more information. COM fabric requirement for contrasting panel is 0.75 yds.

General Information:

COM: 3.25 yd. ♦
WOOD SPECS: n/a
MOIS. BARR: included
CA TB133: +\$130



1801-IW-LE INSIDE WEDGE SEAT, LEFT END, MODULAR

W: 10.5"	D: 27.75"	H: 33"	SW: 10.5**	SD: 20"	SH: 18.5"	AH: –	WT: 23 lb.		
	B/COM	C	D	E	F	G	H	I	J
Zone 1:	1167	1221	1287	1359	1467	1575	1680	1788	1893
Zone 2:	1195	1249	1315	1387	1495	1603	1708	1816	1921
Zone 3:	1224	1278	1344	1416	1524	1632	1737	1845	1950
Zone 4:	1252	1306	1372	1444	1552	1660	1765	1873	1978

Loop products available in modular configurations only. Modular seating orders must include a layout to ensure proper configuration. Front edge is 10.5". Wedge width ranges from 10.5" - 20". Contrasting fabric panel on back is available, refer to Fabric Zone details for more information. COM fabric requirement for contrasting panel is 0.75 yds.

General Information:

COM: 3 yd. ♦
WOOD SPECS: n/a
MOIS. BARR: included
CA TB133: +\$120



1801-OW-LE OUTSIDE WEDGE SEAT, LEFT END, MODULAR

W: 22.5"	D: 27.75"	H: 33"	SW: 22.5**	SD: 20"	SH: 18.5"	AH: –	WT: 21 lb		
	B/COM	C	D	E	F	G	H	I	J
Zone 1:	1170	1220	1280	1346	1445	1544	1640	1739	1836
Zone 2:	1198	1248	1308	1374	1473	1572	1668	1767	1864
Zone 3:	1227	1277	1337	1403	1502	1601	1697	1796	1893
Zone 4:	1255	1305	1365	1431	1530	1629	1725	1824	1921

Loop products available in modular configurations only. Modular seating orders must include a layout to ensure proper configuration. Front edge is 22.5". Wedge width ranges from 22.5" - 13.5". Contrasting fabric panel on back is available, refer to Fabric Zone details for more information. COM fabric requirement for contrasting panel is 0.75 yds.

General Information:

COM: 2.75 yd. ♦
WOOD SPECS: n/a
MOIS. BARR: included
CA TB133: +\$110

- When ordering specify:
- Product number
 - Fabric vendor, pattern and color
 - Room layout

1801-RE STRAIGHT SEAT, RIGHT END, MODULAR

W: 23" D: 27.75" H: 33" SW: 23" SD: 20" SH: 18.5" AH: – WT: 32 lb.

	B/COM	C	D	E	F	G	H	I	J
Zone 1:	1305	1364	1435	1513	1630	1747	1861	1978	2092
Zone 2:	1337	1396	1467	1545	1662	1779	1893	2010	2124
Zone 3:	1368	1427	1498	1576	1693	1810	1924	2041	2155
Zone 4:	1400	1459	1530	1608	1725	1842	1956	2073	2187

Loop products available in modular configurations only. Modular seating orders must include a layout to ensure proper configuration. Contrasting fabric panel on back is available, refer to Fabric Zone details for more information. COM fabric requirement for contrasting panel is 0.75 yds.

General Information:

COM: 3.25 yd. ♦
WOOD SPECS: n/a
MOIS. BARR: included
CA TB133: +\$130



1801-IW-RE INSIDE WEDGE SEAT, RIGHT END, MODULAR

W: 10.5" D: 27.75" H: 33" SW: 10.5"* SD: 20" SH: 18.5" AH: – WT: 23 lb.

	B/COM	C	D	E	F	G	H	I	J
Zone 1:	1167	1221	1287	1359	1467	1575	1680	1788	1893
Zone 2:	1195	1249	1315	1387	1495	1603	1708	1816	1921
Zone 3:	1224	1278	1344	1416	1524	1632	1737	1845	1950
Zone 4:	1252	1306	1372	1444	1552	1660	1765	1873	1978

Loop products available in modular configurations only. Modular seating orders must include a layout to ensure proper configuration. Front edge is 10.5". Wedge width ranges from 10.5" - 20". Contrasting fabric panel on back is available, refer to Fabric Zone details for more information. COM fabric requirement for contrasting panel is 0.75 yds.

General Information:

COM: 3 yd. ♦
WOOD SPECS: n/a
MOIS. BARR: included
CA TB133: +\$120



1801-OW-RE OUTSIDE WEDGE SEAT, RIGHT END, MODULAR

W: 22.5" D: 27.75" H: 33" SW: 22.5"* SD: 20" SH: 18.5" AH: – WT: 21 lb.

	B/COM	C	D	E	F	G	H	I	J
Zone 1:	1170	1220	1280	1346	1445	1544	1640	1739	1836
Zone 2:	1198	1248	1308	1374	1473	1572	1668	1767	1864
Zone 3:	1227	1277	1337	1403	1502	1601	1697	1796	1893
Zone 4:	1255	1305	1365	1431	1530	1629	1725	1824	1921

Loop products available in modular configurations only. Modular seating orders must include a layout to ensure proper configuration. Front edge is 22.5". Wedge width ranges from 22.5" - 13.5". Contrasting fabric panel on back is available, refer to Fabric Zone details for more information. COM fabric requirement for contrasting panel is 0.75 yds.

General Information:

COM: 2.75 yd. ♦
WOOD SPECS: n/a
MOIS. BARR: included
CA TB133: +\$110



When ordering specify:
 Product number
 Fabric vendor, pattern and color
 Room layout

Mission



7020140 SIDE CHAIR, WOOD SEAT, WOOD BACK

W: 22" D: 24.75" H: 33" SW: 18.5" SD: 19" SH: 18.25" AH: 20.25" WT: 16 lb.

Price by Shipping Zone				
Zone	1	2	3	4
	1008	1033	1058	1084

A solid wood back is standard if no back style is specified. Price includes Plastitack glides.

General Information:

COM: n/a ♦
 WOOD SPECS: Beech
 MOIS. BARR: n/a
 CA TB133: n/a



7020142 SIDE CHAIR, UPH SEAT, WOOD BACK

W: 22" D: 24.75" H: 33" SW: 18.5" SD: 19" SH: 18.25" AH: 20.25" WT: 16 lb.

	B/COM	C	D	E	F	G	H	I	J
Zone 1:	941	948	957	966	981	995	1009	1024	1038
Zone 2:	964	971	980	989	1004	1018	1032	1047	1061
Zone 3:	988	995	1004	1013	1028	1042	1056	1071	1085
Zone 4:	1011	1018	1027	1036	1051	1065	1079	1094	1108

A solid wood back is standard if no back style is specified. Price includes Plastitack glides.

General Information:

COM: 0.4 yd. ♦
 WOOD SPECS: Beech
 MOIS. BARR: +\$6
 CA TB133: +\$16



7020144 SIDE CHAIR, UPH SEAT, UPH BACK

W: 22" D: 24.75" H: 33" SW: 18.5" SD: 19" SH: 18.25" AH: 20.25" WT: 18 lb.

	B/COM	C	D	E	F	G	H	I	J
Zone 1:	1012	1025	1040	1057	1082	1108	1132	1157	1182
Zone 2:	1037	1050	1065	1082	1107	1133	1157	1182	1207
Zone 3:	1062	1075	1090	1107	1132	1158	1182	1207	1232
Zone 4:	1087	1100	1115	1132	1157	1183	1207	1232	1257

A solid wood back is standard if no back style is specified. Price includes Plastitack glides.

General Information:

COM: 0.7 yd. ♦
 WOOD SPECS: Beech
 MOIS. BARR: +\$6
 CA TB133: +\$28

Back Styles:

Vertical Design



Radial Design



Horizontal Design



- When ordering specify:
- Product number
 - Fabric vendor, pattern and color
 - Finish
 - Moisture barrier option
 - Back Style



7320140 ARM CHAIR, WOOD SEAT, WOOD BACK

W: 22" D: 24.75" H: 33" SW: 18.5" SD: 19" SH: 18.25" AH: 26" WT: 16 lb.

Price by Shipping Zone				
Zone	1	2	3	4
	1056	1082	1109	1135

A solid wood back is standard if no back style is specified. Price includes Plastitack glides.

General Information:

COM: n/a ♦
WOOD SPECS: Beech
MOIS. BARR: n/a
CA TB133: n/a

7320142 ARM CHAIR, UPH SEAT, WOOD BACK

W: 22" D: 24.75" H: 33" SW: 18.5" SD: 19" SH: 18.25" AH: 26" WT: 16 lb.

	B/COM	C	D	E	F	G	H	I	J
Zone 1:	988	995	1004	1013	1028	1042	1056	1071	1085
Zone 2:	1013	1020	1029	1038	1053	1067	1081	1096	1110
Zone 3:	1037	1044	1053	1062	1077	1091	1105	1120	1134
Zone 4:	1062	1069	1078	1087	1102	1116	1130	1145	1159

A solid wood back is standard if no back style is specified. Price includes Plastitack glides.

General Information:

COM: 0.4 yd. ♦
WOOD SPECS: Beech
MOIS. BARR: +\$6
CA TB133: +\$16



7320144 ARM CHAIR, UPH SEAT, UPH BACK

W: 22" D: 24.75" H: 33" SW: 18.5" SD: 19" SH: 18.25" AH: 26" WT: 18 lb.

	B/COM	C	D	E	F	G	H	I	J
Zone 1:	1056	1069	1084	1101	1126	1152	1176	1201	1226
Zone 2:	1082	1095	1110	1127	1152	1178	1202	1227	1252
Zone 3:	1108	1121	1136	1153	1178	1204	1228	1253	1278
Zone 4:	1135	1148	1163	1180	1205	1231	1255	1280	1305

A solid wood back is standard if no back style is specified. Price includes Plastitack glides.

General Information:

COM: 0.7 yd. ♦
WOOD SPECS: Beech
MOIS. BARR: +\$6
CA TB133: +\$28



Accessories

7100001 LASER CUT



+\$42 list per chair
+\$180 list set-up charge per design

See Ordering Information for Laser Cut information.

7100002 LASER CUT WITH COLOR FILL



+\$55 list per chair
+\$180 list set-up charge per design

See Ordering Information for Laser Cut with Color Fill information.

CUSTOM CNC BACK ROUT

+\$37 list per chair
+\$491 list set-up charge per design

Call Customer Care for information.

7144002 CASTERS, SET OF TWO, CARPET SURFACE



Stem Size: 50 mm
WT: 0.5 lb.
Caster Size: 2"
Load Cap: 110 lb. per caster

\$66
Specify locking or non-locking for front or rear legs when ordering.

7144001 REAR LOCKING CASTERS, FRONT NON LOCK SET OF FOUR, CARPET SURFACE



Stem Size: 50 mm
WT: 1 lb.
Caster Size: 2"
Load Cap: 110 lb. per caster

\$81
Includes two front non-locking casters and two rear locking casters.

7144004 CASTERS, SET OF TWO, HARD SURFACE



Stem Size: 50 mm
WT: 0.5 lb.
Caster Size: 2"
Load Cap: 110 lb. per caster

\$66
Specify locking or non-locking for front or rear legs when ordering.

7144003 REAR LOCKING CASTERS, FRONT NON LOCK SET OF FOUR, HARD SURFACE



Stem Size: 50 mm
WT: 1 lb.
Caster Size: 2"
Load Cap: 110 lb. per caster

\$81
Includes two front non-locking casters and two rear locking casters.

- When ordering specify:
- Product number
 - Fabric vendor, pattern and color
 - Finish
 - Moisture barrier option
 - Back Style

Parlor side chairs



7021500 SIDE CHAIR, WOOD SEAT/SEDONA BACK

W: 17" D: 18.75" H: 34.25" SW: 17" SD: 16" SH: 17.5" AH: – WT: 20 lb.

Price by Shipping Zone				
Zone	1	2	3	4
	345	354	362	371

Price includes Plastic Tube glides. Frame available in black or silver finish.

General Information:

COM: n/a ♦
WOOD SPECS: Beech
MOIS. BARR: n/a
CA TB133: n/a



7021502 SIDE CHAIR, WOOD SEAT/WOOD BACK

W: 17" D: 18.75" H: 31" SW: 17" SD: 16" SH: 17.5" AH: – WT: 20 lb.

Price by Shipping Zone				
Zone	1	2	3	4
	345	354	362	371

Price includes Plastic Tube glides. Frame available in black or silver finish.

General Information:

COM: n/a ♦
WOOD SPECS: Beech
MOIS. BARR: n/a
CA TB133: n/a



7021504 SIDE CHAIR, WOOD SEAT/LADDER BACK

W: 17" D: 18.75" H: 31" SW: 17" SD: 16" SH: 17.5" AH: – WT: 20 lb.

Price by Shipping Zone				
Zone	1	2	3	4
	345	354	362	371

Price includes Plastic Tube glides. Frame available in black or silver finish.

General Information:

COM: n/a ♦
WOOD SPECS: Beech
MOIS. BARR: n/a
CA TB133: n/a



7021506 SIDE CHAIR, WOOD SEAT/DOT BACK

W: 17" D: 18.75" H: 31" SW: 17" SD: 16" SH: 17.5" AH: – WT: 20 lb.

Price by Shipping Zone				
Zone	1	2	3	4
	345	354	362	371

Price includes Plastic Tube glides. Frame available in black or silver finish.

General Information:

COM: n/a ♦
WOOD SPECS: Beech
MOIS. BARR: n/a
CA TB133: n/a

Accessories

7100001 LASER CUT



+\$42 list per chair
+\$180 list set-up charge per design

See Ordering Information for Laser Cut information.

7100002 LASER CUT WITH COLOR FILL



+\$55 list per chair
+\$180 list set-up charge per design

See Ordering Information for Laser Cut with Color Fill information.

When ordering specify:

- Product number
- Wood finish
- Metal finish

 **7121500 BAR STOOL, WOOD SEAT/SEDONA BACK**


W: 17" D: 19.25" H: 44.25" SW: 17" SD: 16" SH: 28.75" AH: – WT: 24 lb.

Price by Shipping Zone				
Zone	1	2	3	4
	466	478	489	501

Price includes Plastic Tube glides. Frame available in black or silver finish.

General Information:

COM: n/a ♦
WOOD SPECS: Beech
MOIS. BARR: n/a
CA TB133: n/a



 **7121502 BAR STOOL, WOOD SEAT/WOOD BACK**

W: 17" D: 19.25" H: 41" SW: 17" SD: 16" SH: 28.75" AH: – WT: 24 lb.

Price by Shipping Zone				
Zone	1	2	3	4
	466	478	489	501

Price includes Plastic Tube glides. Frame available in black or silver finish.

General Information:

COM: n/a ♦
WOOD SPECS: Beech
MOIS. BARR: n/a
CA TB133: n/a



 **7121504 BAR STOOL, WOOD SEAT/LADDER BACK**

W: 17" D: 19.25" H: 41" SW: 17" SD: 16" SH: 28.75" AH: – WT: 24 lb.

Price by Shipping Zone				
Zone	1	2	3	4
	466	478	489	501

Price includes Plastic Tube glides. Frame available in black or silver finish.

General Information:

COM: n/a ♦
WOOD SPECS: Beech
MOIS. BARR: n/a
CA TB133: n/a



 **7121506 BAR STOOL, WOOD SEAT/DOT BACK**

W: 17" D: 19.25" H: 41" SW: 17" SD: 16" SH: 28.75" AH: – WT: 24 lb.

Price by Shipping Zone				
Zone	1	2	3	4
	466	478	489	501

Price includes Plastic Tube glides. Frame available in black or silver finish.

General Information:

COM: n/a ♦
WOOD SPECS: Beech
MOIS. BARR: n/a
CA TB133: n/a



Accessories

7100001 LASER CUT



+\$42 list per chair
+\$180 list set-up charge per design

See Ordering Information for Laser Cut information.

7100002 LASER CUT WITH COLOR FILL



+\$55 list per chair
+\$180 list set-up charge per design

See Ordering Information for Laser Cut with Color Fill information.

When ordering specify:
 Product number
 Wood finish
 Metal finish

Plyfold



7023201 FOLDING CHAIR, WOOD SEAT, WOOD BACK, STACKING

W: 19"	D: 22.75"	H: 32.5"	SW: 16.25"	SD: 18"	SH: 18"	AH: –	WT: 15 lb.
Zone 1		Zone 2		Zone 3		Zone 4	
524		537		550		563	

Price includes Plastack glides.

General Information:

COM: n/a ♦
WOOD SPECS: Beech
MOIS. BARR: n/a
CA TB133: n/a



7028201 FOLDING CHAIR, UPH SEAT AND BACK, WOOD BACKSIDE, STACKING

W: 19"	D: 22.75"	H: 32.5"	SW: 16.25"	SD: 18"	SH: 18"	AH: –	WT: 15 lb.		
B/COM	C	D	E	F	G	H	I	J	
Zone 1:	450	459	470	482	500	518	536	554	571
Zone 2:	461	470	481	493	511	529	547	565	582
Zone 3:	472	481	492	504	522	540	558	576	593
Zone 4:	483	492	503	515	533	551	569	587	604

Price includes Plastack glides. Back edge wall guard is standard. *COM yardage is 0.7 yds if quantity of 5 or less.

General Information:

COM: 0.5 yd.* ♦
WOOD SPECS: Beech
MOIS. BARR: +\$6
CA TB133: +\$20



7028202 FOLDING CHAIR, UPH SEAT AND BACK WOOD BACKSIDE, 2" WIDER, STACKING

W: 21"	D: 22.75"	H: 32.5"	SW: 18.25"	SD: 18"	SH: 18"	AH: –	WT: 15 lb.		
B/COM	C	D	E	F	G	H	I	J	
Zone 1:	462	471	482	494	512	530	548	566	583
Zone 2:	473	482	493	505	523	541	559	577	594
Zone 3:	485	494	505	517	535	553	571	589	606
Zone 4:	496	505	516	528	546	564	582	600	617

Price includes Plastack glides. Back edge wall guard is standard. *COM yardage is 0.7 yds if quantity of 5 or less.

General Information:

COM: 0.5 yd.* ♦
WOOD SPECS: Beech
MOIS. BARR: +\$6
CA TB133: +\$20



7028204 FOLDING CHAIR, UPH SEAT, WOOD BACK, STACKING

W: 19"	D: 22.75"	H: 32.5"	SW: 16.25"	SD: 18"	SH: 18"	AH: –	WT: 15 lb.		
B/COM	C	D	E	F	G	H	I	J	
Zone 1:	487	494	503	512	527	541	555	570	584
Zone 2:	499	506	515	524	539	553	567	582	596
Zone 3:	511	518	527	536	551	565	579	594	608
Zone 4:	523	530	539	548	563	577	591	606	620

Price includes Plastack glides. *COM yardage is 0.7 yds if quantity of 5 or less.

General Information:

COM: 0.4 yd.* ♦
WOOD SPECS: Beech
MOIS. BARR: +\$6
CA TB133: +\$16

When ordering specify:

- Product number
- Fabric vendor, pattern and color
- Finish
- Moisture barrier option

Accessories

7190004 UNDERSEAT PANEL,PLYFOLD STANDARD WIDTH



WT: 1 lb. Beech
\$55

Panels with vinyl or Crypton upholstered seats will be drilled for ventilation. Not available for chairs with all-wood seats.

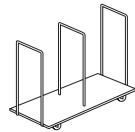
7190012 UNDERSEAT PANEL, PLYFOLD WIDER WIDTH



WT: 1 lb. Beech
\$57

Panels with vinyl or Crypton upholstered seats will be drilled for ventilation. Not available for chairs with all-wood seats.

7034126 DOLLY FOR PLYFOLD CHAIRS



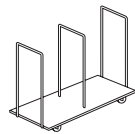
W: 21" D: 49" H: 53" WT: 63 lb.

Zone 1	2	3	4
805	825	845	865

W: 21" D: 49" H: 65" WT: 63 lb.
+\$172 DOLLY EXTENSION (7034003)

Dolly extension (7034003) is available.
Plyfold chairs stack 16 high with the dolly and 20 high with the dolly extension.

7034127 4 WHEELED DOLLY 2" WIDER



W: 23" D: 49" H: 55" WT: 63 lb.

Zone 1	2	3	4
818	838	859	879

W: 23" D: 49" H: 65" WT: 63 lb.
+\$172 DOLLY EXTENSION (7034003)

Dolly extension (7034003) is available.
Plyfold chairs stack 16 high with the dolly and 20 high with the dolly extension.

7100001 LASER CUT



+\$42 list per chair
+\$180 list set-up charge per design

See Ordering Information for Laser Cut information.

7100002 LASER CUT WITH COLOR FILL



+\$55 list per chair
+\$180 list set-up charge per design

See Ordering Information for Laser Cut with Color Fill information.

CUSTOM CNC BACK ROUT

+\$37 list per chair
+\$491 list set-up charge per design

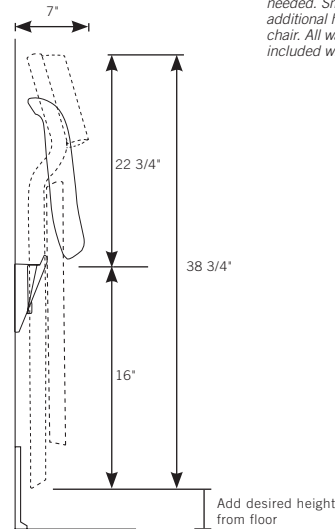
Call Customer Care for information.

7170003 SMARTRAIL®

W: 23.5" D: 3" H: 5" WT: 3 lb.
\$125



No additional hardware is needed. SmartRail® requires no additional hardware to hang the chair. All wall fasteners are included with the SmartRail®.



When ordering specify:
 Product number
 Finish

Plylok upholstered seat



7028742 SIDE CHAIR, UPH SEAT, STACKING

W: 20"	D: 22.25"	H: 32.75"	SW: 16.75"	SD: 17.5"	SH: 18"	AH: -	WT: 18 lb.		
	B/COM	C	D	E	F	G	H	I	J
Zone 1:	346	360	378	397	426	454	482	511	539
Zone 2:	354	368	386	405	434	462	490	519	547
Zone 3:	363	377	395	414	443	471	499	528	556
Zone 4:	371	385	403	422	451	479	507	536	564

Price includes Chrome Rubber Cushioned glides. Plylok chairs without arms stack 8 high. Multiple back style options are available at no additional charge, refer to Back Styles section for more details when ordering.

General Information:

COM: 0.8 yd. ♦
WOOD SPECS: Beech
MOIS. BARR: +\$6
CA TB133: +\$32



7028744 SIDE CHAIR, UPH SEAT, 2" NARROWER, STACKING

W: 18"	D: 22"	H: 32.25"	SW: 14.75"	SD: 17.5"	SH: 18"	AH: -	WT: 18 lb.		
	B/COM	C	D	E	F	G	H	I	J
Zone 1:	346	360	378	397	426	454	482	511	539
Zone 2:	354	368	386	405	434	462	490	519	547
Zone 3:	363	377	395	414	443	471	499	528	556
Zone 4:	371	385	403	422	451	479	507	536	564

Price includes Chrome Rubber Cushioned glides. Plylok chairs without arms stack 8 high. Multiple back style options are available at no additional charge, refer to Back Styles section for more details when ordering.

General Information:

COM: 0.8 yd. ♦
WOOD SPECS: Beech
MOIS. BARR: +\$6
CA TB133: +\$32



7028749 SIDE CHAIR, UPH SEAT, 2" WIDER, STACKING

W: 22.25"	D: 23"	H: 33.75"	SW: 18.75"	SD: 17.5"	SH: 18"	AH: -	WT: 20 lb.		
	B/COM	C	D	E	F	G	H	I	J
Zone 1:	373	389	409	430	463	495	527	559	591
Zone 2:	382	398	418	439	472	504	536	568	600
Zone 3:	391	407	427	448	481	513	545	577	609
Zone 4:	400	416	436	457	490	522	554	586	618

Price includes Chrome Rubber Cushioned glides. Plylok chairs without arms stack 8 high. Multiple back style options are available at no additional charge, refer to Back Styles section for more details when ordering.

General Information:

COM: 0.9 yd. ♦
WOOD SPECS: Beech
MOIS. BARR: +\$6
CA TB133: +\$36



7328748 ARM CHAIR, UPH SEAT, STACKING

W: 24"	D: 22.25"	H: 32.75"	SW: 16.75"	SD: 17.5"	SH: 18"	AH: 25"	WT: 22 lb.		
	B/COM	C	D	E	F	G	H	I	J
Zone 1:	462	476	494	513	542	570	598	627	655
Zone 2:	473	487	505	524	553	581	609	638	666
Zone 3:	485	499	517	536	565	593	621	650	678
Zone 4:	496	510	528	547	576	604	632	661	689

Price includes Chrome Rubber Cushioned glides. Plylok arm chairs stack 7 high. Multiple back style options are available at no additional charge, refer to Back Styles section for more details when ordering.

General Information:

COM: 0.8 yd. ♦
WOOD SPECS: Beech
MOIS. BARR: +\$6
CA TB133: +\$32



7328749 ARM CHAIR, UPH SEAT, 2" WIDER, STACKING

W: 26.25"	D: 23"	H: 33.75"	SW: 18.75"	SD: 17.5"	SH: 18"	AH: 25"	WT: 24 lb.		
	B/COM	C	D	E	F	G	H	I	J
Zone 1:	489	505	525	546	579	611	643	675	707
Zone 2:	501	517	537	558	591	623	655	687	719
Zone 3:	513	529	549	570	603	635	667	699	731
Zone 4:	525	541	561	582	615	647	679	711	743

Price includes Chrome Rubber Cushioned glides. Plylok arm chairs stack 7 high. Multiple back style options are available at no additional charge, refer to Back Styles section for more details when ordering.

General Information:

COM: 0.9 yd. ♦
WOOD SPECS: Beech
MOIS. BARR: +\$6
CA TB133: +\$36



7028843 SLEDBASE CHAIR, UPH SEAT, NONSTACKING

W: 20"	D: 22.25"	H: 32.5"	SW: 16.75"	SD: 17.5"	SH: 18"	AH: -	WT: 23 lb.		
	B/COM	C	D	E	F	G	H	I	J
Zone 1:	409	423	441	460	489	517	545	574	602
Zone 2:	419	433	451	470	499	527	555	584	612
Zone 3:	429	443	461	480	509	537	565	594	622
Zone 4:	439	453	471	490	519	547	575	604	632

Multiple back style options are available at no additional charge, refer to Back Styles section for more details when ordering.

General Information:

COM: 0.8 yd. ♦
WOOD SPECS: Beech
MOIS. BARR: +\$6
CA TB133: +\$32

- When ordering specify:
- Product number
 - Fabric vendor, pattern and color
 - Finish
 - Moisture barrier option
 - Back style



7023711 SIDE CHAIR, WOOD SEAT, STACKING

W: 20" D: 22.25" H: 33.75" SW: 16.75" SD: 17.25" SH: 18" AH: – WT: 19 lb.

	B/COM	C	D	E	F	G	H	I	J
Zone 1:	340	349	360	372	390	408	426	444	461
Zone 2:	348	357	368	380	398	416	434	452	469
Zone 3:	357	366	377	389	407	425	443	461	478
Zone 4:	365	374	385	397	415	433	451	469	486

Price includes Chrome Rubber Cushioned glides. Plylok chairs without arms stack 8 high. Multiple back style options are available at no additional charge, refer to Back Styles section for more details when ordering.

General Information:

COM: 0.5 yd. ♦
WOOD SPECS: Beech
MOIS. BARR: n/a
CA TB133: +\$20

7023712 SIDE CHAIR, WOOD SEAT, 2" NARROWER, STACKING

W: 16" D: 22" H: 33.25" SW: 14.75" SD: 17.25" SH: 18" AH: – WT: 18 lb

	B/COM	C	D	E	F	G	H	I	J
Zone 1:	340	349	360	372	390	408	426	444	461
Zone 2:	348	357	368	380	398	416	434	452	469
Zone 3:	357	366	377	389	407	425	443	461	478
Zone 4:	365	374	385	397	415	433	451	469	486

Price includes Chrome Rubber Cushioned glides. Plylok chairs without arms stack 8 high. Multiple back style options are available at no additional charge, refer to Back Styles section for more details when ordering.

General Information:

COM: 0.5 yd. ♦
WOOD SPECS: Beech
MOIS. BARR: n/a
CA TB133: +\$20

7023715 SLEDBASE CHAIR, WOOD SEAT, NONSTACKING

W: 22.25" D: 22.5" H: 33.5" SW: 18.75" SD: 17.25" SH: 18" AH: – WT: 24 lb.

	B/COM	C	D	E	F	G	H	I	J
Zone 1:	405	414	425	437	455	473	491	509	526
Zone 2:	415	424	435	447	465	483	501	519	536
Zone 3:	425	434	445	457	475	493	511	529	546
Zone 4:	435	444	455	467	485	503	521	539	556

Nonstacking. Multiple back style options are available at no additional charge, refer to Back Styles section for more details when ordering.

General Information:

COM: 0.5 yd. ♦
WOOD SPECS: Beech
MOIS. BARR: n/a
CA TB133: +\$20



7323718 ARM CHAIR, WOOD SEAT, STACKING

W: 24" D: 22.25" H: 33.75" SW: 16.75" SD: 17.25" SH: 18" AH: 25" WT: 23 lb

	B/COM	C	D	E	F	G	H	I	J
Zone 1:	456	465	476	488	506	524	542	560	577
Zone 2:	467	476	487	499	517	535	553	571	588
Zone 3:	478	487	498	510	528	546	564	582	599
Zone 4:	490	499	510	522	540	558	576	594	611

Price includes Chrome Rubber Cushioned glides. Plylok chairs without arms stack 8 high. Multiple back style options are available at no additional charge, refer to Back Styles section for more details when ordering.

General Information:

COM: 0.5 yd. ♦
WOOD SPECS: Beech
MOIS. BARR: n/a
CA TB133: +\$20

7323719 ARM CHAIR, WOOD SEAT, 2" WIDER, STACKING

W: 26.25" D: 23" H: 33.75" SW: 18.75" SD: 17.25" SH: 18" AH: 25" WT: 23 lb

	B/COM	C	D	E	F	G	H	I	J
Zone 1:	476	485	496	508	526	544	562	580	597
Zone 2:	488	497	508	520	538	556	574	592	609
Zone 3:	500	509	520	532	550	568	586	604	621
Zone 4:	511	520	531	543	561	579	597	615	632

Price includes Chrome Rubber Cushioned glides. Plylok chairs without arms stack 8 high. Multiple back style options are available at no additional charge, refer to Back Styles section for more details when ordering.

General Information:

COM: 0.5 yd. ♦
WOOD SPECS: Beech
MOIS. BARR: n/a
CA TB133: +\$20

- When ordering specify:
- Product number
 - Fabric vendor, pattern and color
 - Finish
 - Moisture barrier option
 - Back style

Plylok bar stools, counter stools



7128744 BAR STOOL, UPH SEAT

W: 17.5"	D: 23"	H: 43.25"	SW: 16.75"	SD: 17.5"	SH: 29"	AH: –	WT: 21 lb.		
B/COM	C	D	E	F	G	H	I	J	
Zone 1:	636	650	668	687	716	744	772	801	829
Zone 2:	652	666	684	703	732	760	788	817	845
Zone 3:	667	681	699	718	747	775	803	832	860
Zone 4:	683	697	715	734	763	791	819	848	876

Price includes Chrome Rubber Cushioned glides. Multiple back style options are available at no additional charge, refer to Back Styles section for more details when ordering.

General Information:

COM: 0.8 yd. ♦
WOOD SPECS: Beech
MOIS. BARR: +\$6
CA TB133: +\$32

7123712 BAR STOOL, WOOD SEAT

W: 17.5"	D: 23"	H: 43.25"	SW: 16.75"	SD: 17.25"	SH: 28"	AH: –	WT: 23 lb.		
B/COM	C	D	E	F	G	H	I	J	
Zone 1:	630	639	650	662	680	698	716	734	751
Zone 2:	646	655	666	678	696	714	732	750	767
Zone 3:	661	670	681	693	711	729	747	765	782
Zone 4:	677	686	697	709	727	745	763	781	798

Price includes Chrome Rubber Cushioned glides. Multiple back style options are available at no additional charge, refer to Back Styles section for more details when ordering.

General Information:

COM: 0.5 yd. ♦
WOOD SPECS: Beech
MOIS. BARR: n/a
CA TB133: +\$20



7228744 COUNTER STOOL, UPH SEAT

W: 17.5"	D: 23"	H: 38.25"	SW: 16.75"	SD: 17.5"	SH: 24"	AH: –	WT: 20 lb.		
B/COM	C	D	E	F	G	H	I	J	
Zone 1:	633	647	665	684	713	741	769	798	826
Zone 2:	649	663	681	700	729	757	785	814	842
Zone 3:	664	678	696	715	744	772	800	829	857
Zone 4:	680	694	712	731	760	788	816	845	873

Price includes Chrome Rubber Cushioned glides. Multiple back style options are available at no additional charge, refer to Back Styles section for more details when ordering.

General Information:

COM: 0.8 yd. ♦
WOOD SPECS: Beech
MOIS. BARR: +\$6
CA TB133: +\$32

7223712 COUNTER STOOL, WOOD SEAT

W: 17.5"	D: 23"	H: 38.25"	SW: 16.75"	SD: 17.25"	SH: 23"	AH: –	WT: 22 lb.		
B/COM	C	D	E	F	G	H	I	J	
Zone 1:	627	636	647	659	677	695	713	731	748
Zone 2:	643	652	663	675	693	711	729	747	764
Zone 3:	658	667	678	690	708	726	744	762	779
Zone 4:	674	683	694	706	724	742	760	778	795

Price includes Chrome Rubber Cushioned glides. Multiple back style options are available at no additional charge, refer to Back Styles section for more details when ordering.

General Information:

COM: 0.5 yd. ♦
WOOD SPECS: Beech
MOIS. BARR: n/a
CA TB133: +\$20

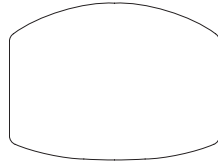
- When ordering specify:
- Product number
 - Fabric vendor, pattern and color
 - Finish
 - Moisture barrier option
 - Back style

Upholstered Front and Back

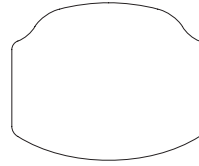
UFUBS Square



UFUBR Round



UFUBT Tapered

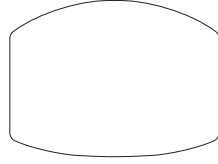


Upholstered Front, Wood Back

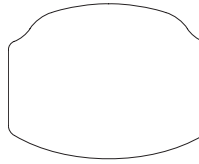
UFWBS Square**



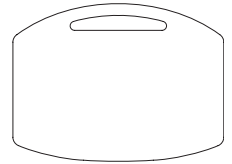
UFWBR Round**




UFWBT Tapered**




UFWBRH Round with Handhold**



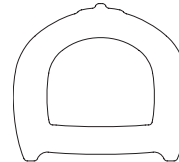
UFWBRF Round Top w/ Fan Back



UFWBTF Tapered Top w/ Fan Back



UFWBTO Tosca

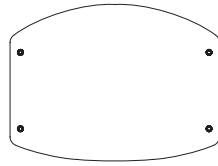


Wood Front and Back

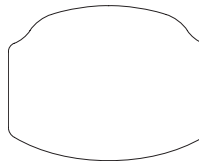
AWBS Square*



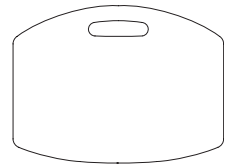
AWBR Round*




AWBT Tapered*




AWBRH Round with Handhold*



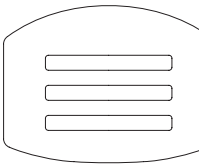
AWBRF Round Top w/ Fan Back



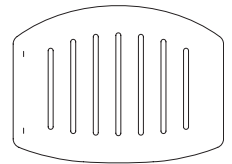
AWBTF Tapered Top w/ Fan Back



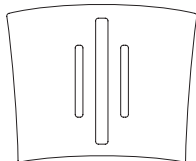
AWBL Ladder Back




AWBM Mission Back



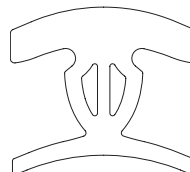
AWB3S 3-Slot Back



AWB6S 6-Slot Back



AWBO Otello Back



*Custom CNC Back Rout and/or Laser Cut available.
**Laser Cut available.

Accessories

7144022 ACCESSORIES PLASTIC CAPS FOR 4012 GLIDE

WT: 0.5 lb.
\$4 set of 4

7032000 UNIVERSAL 2-WHEEL CART

WT: 37 lb.

Zone 1	2	3	4
618	633	649	664

7070005 DECORATIVE THRU BOLT AND NUT

WT: 1 lb.
\$26

Available for chairs with all-wood backs.

7070010 WELT CORD

WT: 1 lb. COM Reg 0.1 yd.
\$23

7070011 PLASTIC LEG PROTECTORS

WT: 1 lb. 2" High
\$21 set of 2 - product number 7070018
\$43 set of 4

7144014 T MOLD RUNNER

WT: 0.5 lb.
\$23

Available for sledbase chairs.

7190005 UNDERSEAT WOOD PANEL, PLYLOK MODELS

WT: 1 lb.
\$55

Panels with vinyl or crypton upholstered seats will be drilled for ventilation. Available for standard width Plylok chairs only.

7190006 UNDERSEAT WOOD PANEL, PLYLOK 2" NARROWER MODELS

WT: 1 lb.
\$55

Panels with vinyl or crypton upholstered seats will be drilled for ventilation. Available for 2" narrower Plylok chairs only.

7074330 TABLET ARM, FOLDING RIGHT 11.75" WIDE, ALLOWS STACKING

WT: 8 lb.
\$290

Right-handed tablet (located on the left side when facing the chair). Specify a laminate for the tablet arm when ordering. Available for standard and wide width chairs. We recommend stacking no more than 4 high.

7074331 TABLET ARM, FOLDING LEFT, 11.75" WIDE, ALLOWS STACKING

WT: 8 lb.
\$290

Left-handed tablet (located on the right side when facing the chair). Specify a laminate for the tablet arm when ordering. Available for standard and wide width chairs. We recommend stacking no more than 4 high.

7074332 TABLET ARM, FOLDING RIGHT 14" WIDE, ALLOWS STACKING

WT: 9 lb.
\$326

Right-handed tablet (located on the left side when facing the chair). Specify a laminate for the tablet arm when ordering. Available for standard and wide width chairs. We recommend stacking no more than 4 high.

7074333 TABLET ARM, FOLDING LEFT, 14" WIDE, ALLOWS STACKING

WT: 9 lb.
\$326

Left-handed tablet (located on the right side when facing the chair). Specify a laminate for the tablet arm when ordering. Available for standard and wide width chairs. We recommend stacking no more than 4 high.

7074334 TABLET ARM, RIGID RIGHT, 17" WIDE

WT: 8 lb.
\$326

Right-handed tablet (located on the left side when facing the chair). Specify a laminate for the tablet arm when ordering. Available for standard and wide width chairs.

7074335 TABLET ARM, RIGID LEFT, 17" WIDE

WT: 8 lb.
\$326

Left-handed tablet (located on the right side when facing the chair). Specify a laminate for the tablet arm when ordering. Available for standard and wide width chairs.

7100001 LASER CUT



+\$42 list per chair
 +\$180 list set-up charge per design

See Ordering Information for Laser Cut information.

7100002 LASER CUT WITH COLOR FILL



+\$55 list per chair
 +\$180 list set-up charge per design

See Ordering Information for Laser Cut with Color Fill information.

CUSTOM CNC BACK ROUT

+\$37 list per chair
 +\$491 list set-up charge per design

Call Customer Care for information.

EXTENDED SEAT PAD


Extended Pad is available at an additional charge. Only available on 2" wider models.

+\$38 list per chair


Plylok chairs with the extended seat pad do not stack.

When ordering specify:


- Product number
- Fabric vendor, pattern and color
- Finish
- Moisture barrier option



Arm Styles



Leg Options

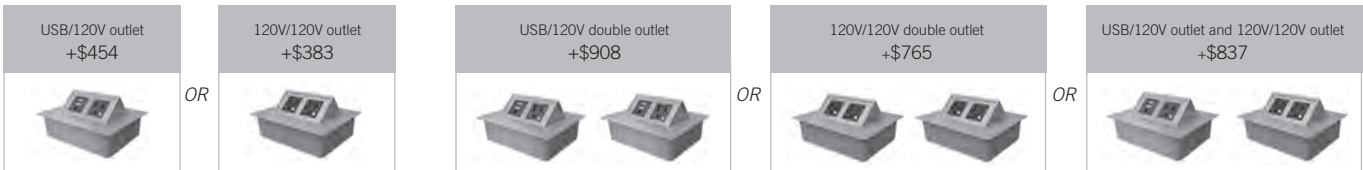


Metal feet available in silver color only.

All Models except Compose \$67
 Compose Chair \$135
 Compose w/1 Arm \$101
 Compose w/Embrace Arm \$101

All Models except Compose \$141
 Compose Chair \$288
 Compose w/1 Arm \$216
 Compose w/Embrace Arm \$216
 Not available on sofa and loveseat models

Power Options



For Compose models with one table arm and Integrated table. Must specify black or silver. Cord length is 12'.

For Compose models with two table arms and table top Ottomans. Must specify black or silver. Cord length is 12'.

Arm Cap and Back Cap Options



Thermoform only. Only available on Embrace models.

Not available on loveseat, sofa, or midback models.
 Corner Unit \$167

Ottoman Options



H: 14"
 WT: 47 lb.

H: 15"
 WT: 55 lb.

Mid-back Option



Chair models \$91
 Loveseat models \$182
 Sofa models \$273
 Overall height: 35"

Overall height: 35"
 COM Yds: Add .5 yds


Fabric zoning not recommended for use with Indulge arm.

Ganging Option

For Chairs, Loveseats, and Sofas \$61
 For Aspire and Indulge w/1 Arm \$39
 For Ottomans \$110

- When ordering specify:
- Product number
 - Fabric vendor, pattern and color
 - Leg option
 - Thermoform color
 - Power option and color
 - Wood option only
 - Finish
 - Oak or Maple

Rally modular lounge




64331HC ASPIRE CHAIR

W: 34.25"	D: 31.5"	H: 31"	SW: 23"	SD: 21.5"	SH: 18"	AH: 26.5"	WT: 62 lb.		
B/COM	C	D	E	F	G	H	I	J	
Zone 1:	1843	1956	2093	2243	2468	2693	2912	3137	3356
Zone 2:	1887	2000	2137	2287	2512	2737	2956	3181	3400
Zone 3:	1931	2044	2181	2331	2556	2781	3000	3225	3444
Zone 4:	1976	2089	2226	2376	2601	2826	3045	3270	3489

See beginning of section for details on standard and optional items and pricing. Cannot be ganged.

General Information:

COM: 6.25 yd. ♦
 WOOD SPECS: Oak or Maple
 MOIS. BARR: included
 CA TB133: +\$250




64131HC ASPIRE CHAIR WITH 1 UPHOLSTERED ARM

W: 28.75"	D: 31.5"	H: 31"	SW: 23"	SD: 21.5"	SH: 18"	AH: 26.5"	WT: 49 lb.		
B/COM	C	D	E	F	G	H	I	J	
Zone 1:	1694	1780	1884	1998	2169	2340	2506	2677	2844
Zone 2:	1735	1821	1925	2039	2210	2381	2547	2718	2885
Zone 3:	1776	1862	1966	2080	2251	2422	2588	2759	2926
Zone 4:	1817	1903	2007	2121	2292	2463	2629	2800	2967

When ordering, specify arm location (right or left) as facing the unit. Please use code RA (right arm) or LA (left arm). Ganging is available. See beginning of section for details on standard and optional items and pricing.

General Information:

COM: 4.75 yd. ♦
 WOOD SPECS: Oak or Maple
 MOIS. BARR: included
 CA TB133: +\$190



64332HC ASPIRE LOVESEAT

W: 57.25"	D: 31.5"	H: 31"	SW: 46"	SD: 21.5"	SH: 18"	AH: 26.5"	WT: 90 lb.		
B/COM	C	D	E	F	G	H	I	J	
Zone 1:	2855	3008	3195	3399	3705	4011	4309	4615	4912
Zone 2:	2924	3077	3264	3468	3774	4080	4378	4684	4981
Zone 3:	2993	3146	3333	3537	3843	4149	4447	4753	5050
Zone 4:	3061	3214	3401	3605	3911	4217	4515	4821	5118

See beginning of section for details on standard and optional items and pricing. Cannot be ganged.

General Information:

COM: 8.5 yd. ♦
 WOOD SPECS: Oak or Maple
 MOIS. BARR: included
 CA TB133: +\$340



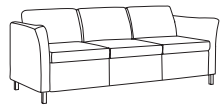
64132HC ASPIRE LOVESEAT W/1 UPH ARM

W: 51.75"	D: 31.5"	H: 31"	SW: 46"	SD: 21.5"	SH: 18"	AH: 26.5"	WT: 79 lb.		
B/COM	C	D	E	F	G	H	I	J	
Zone 1:	2706	2828	2976	3138	3381	3624	3860	4103	4340
Zone 2:	2772	2894	3042	3204	3447	3690	3926	4169	4406
Zone 3:	2837	2959	3107	3269	3512	3755	3991	4234	4471
Zone 4:	2903	3025	3173	3335	3578	3821	4057	4300	4537

When ordering, specify arm location (right or left) as facing the unit. Please use code RA (right arm) or LA (left arm). Ganging is available. See beginning of section for details on standard and optional items and pricing.

General Information:

COM: 6.75 yd. ♦
 WOOD SPECS: Oak or Maple
 MOIS. BARR: included
 CA TB133: +\$270




64333HC ASPIRE SOFA

W: 80.25"	D: 31.5"	H: 31"	SW: 69"	SD: 21.5"	SH: 18"	AH: 26.5"	WT: 125 lb.		
B/COM	C	D	E	F	G	H	I	J	
Zone 1:	3682	3876	4112	4370	4757	5144	5520	5907	6284
Zone 2:	3771	3965	4201	4459	4846	5233	5609	5996	6373
Zone 3:	3860	4054	4290	4548	4935	5322	5698	6085	6462
Zone 4:	3948	4142	4378	4636	5023	5410	5786	6173	6550

See beginning of section for details on standard and optional items and pricing. Cannot be ganged.

General Information:

COM: 10.75 yd. ♦
 WOOD SPECS: Oak or Maple
 MOIS. BARR: included
 CA TB133: +\$430



64133HC ASPIRE SOFA, W/1 UPH ARM

W: 74.75"	D: 31.5"	H: 31"	SW: 69"	SD: 21.5"	SH: 18"	AH: 26.5"	WT: 114 lb.		
B/COM	C	D	E	F	G	H	I	J	
	3524	3673	3854	4052	4349	4646	4935	5232	5521
	3610	3759	3940	4138	4435	4732	5021	5318	5607
	3695	3844	4025	4223	4520	4817	5106	5403	5692
	3781	3930	4111	4309	4606	4903	5192	5489	5778

When ordering, specify arm location (right or left) as facing the unit. Please use code RA (right arm) or LA (left arm). Ganging is available. See beginning of section for details on standard and optional items and pricing.

General Information:

COM: 9.25 yd. ♦
 WOOD SPECS: Oak or Maple
 MOIS. BARR: included
 CA TB133: +\$330

- When ordering specify:
- Product number
 - Fabric vendor, pattern and color
 - Leg option
 - Thermoform color
 - Wood option only
 - Finish
 - Oak or Maple


64311HC EMBRACE CHAIR

W: 30"	D: 31.5"	H: 31"	SW: 23"	SD: 21.5"	SH: 18"	AH: 26"	WT: 60 lb.		
	B/COM	C	D	E	F	G	H	I	J
Zone 1:	1829	1942	2079	2229	2454	2679	2898	3123	3342
Zone 2:	1873	1986	2123	2273	2498	2723	2942	3167	3386
Zone 3:	1917	2030	2167	2317	2542	2767	2986	3211	3430
Zone 4:	1961	2074	2211	2361	2586	2811	3030	3255	3474

Ganging is available (7070031). See beginning of section for details on standard and optional items and pricing.

General Information:

COM: 6.25 yd. ♦
 WOOD SPECS: Oak or Maple
 MOIS. BARR: included
 CA TB133: +\$240




64111HC EMBRACE CHAIR WITH 1 UPHOLSTERED ARM

W: 26.5"	D: 31.5"	H: 31"	SW: 23"	SD: 21.5"	SH: 18"	AH: 26"	WT: 49 lb.		
	B/COM	C	D	E	F	G	H	I	J
Zone 1:	1681	1767	1871	1985	2156	2327	2493	2664	2831
Zone 2:	1722	1808	1912	2026	2197	2368	2534	2705	2872
Zone 3:	1762	1848	1952	2066	2237	2408	2574	2745	2912
Zone 4:	1803	1889	1993	2107	2278	2449	2615	2786	2953

When ordering, specify arm location (right or left) as facing the unit. Please use code RA (right arm) or LA (left arm). Ganging is available. See beginning of section for details on standard and optional items and pricing.

General Information:

COM: 4.75 yd. ♦
 WOOD SPECS: Oak or Maple
 MOIS. BARR: included
 CA TB133: +\$190




64312HC EMBRACE LOVESEAT

W: 53	D: 31.5	H: 31	SW: 46	SD: 21.5	SH: 18	AH: 26	WT: 96 lb.		
	B/COM	C	D	E	F	G	H	I	J
Zone 1:	2847	3018	3227	3455	3797	4139	4472	4814	5146
Zone 2:	2915	3086	3295	3523	3865	4207	4540	4882	5214
Zone 3:	2984	3155	3364	3592	3934	4276	4609	4951	5283
Zone 4:	3052	3223	3432	3660	4002	4344	4677	5019	5351

Ganging is available. See beginning of section for details on standard and optional items and pricing.

General Information:

COM: 8.5 yd. ♦
 WOOD SPECS: Oak or Maple
 MOIS. BARR: included
 CA TB133: +\$380



64112HC EMBRACE LOVESEAT, W/1 UPH ARM

W: 49.5	D: 31.5	H: 31	SW: 46	SD: 21.5	SH: 18	AH: 26	WT: 82 lb.		
	B/COM	C	D	E	F	G	H	I	J
Zone 1:	2686	2808	2956	3118	3361	3604	3840	4083	4320
Zone 2:	2751	2873	3021	3183	3426	3669	3905	4148	4385
Zone 3:	2816	2938	3086	3248	3491	3734	3970	4213	4450
Zone 4:	2881	3003	3151	3313	3556	3799	4035	4278	4515

When ordering, specify arm location (right or left) as facing the unit. Please use code LA (left arm) or RA (right arm). Ganging is available. See beginning of section for details on standard and optional items and pricing.

General Information:

COM: 6.75 yd. ♦
 WOOD SPECS: Oak or Maple
 MOIS. BARR: included
 CA TB133: +\$270




64313HC EMBRACE SOFA

W: 76	D: 31.5	H: 31	SW: 69	SD: 21.5	SH: 18	AH: 26	WT: 131 lb.		
	B/COM	C	D	E	F	G	H	I	J
Zone 1:	3652	3841	4072	4324	4702	5080	5448	5826	6193
Zone 2:	3740	3929	4160	4412	4790	5168	5536	5914	6281
Zone 3:	3828	4017	4248	4500	4878	5256	5624	6002	6369
Zone 4:	3916	4105	4336	4588	4966	5344	5712	6090	6457

Ganging is available. See beginning of section for details on standard and optional items and pricing.

General Information:

COM: 10.5 yd. ♦
 WOOD SPECS: Oak or Maple
 MOIS. BARR: included
 CA TB133: +\$420




64113HC EMBRACE SOFA, W/1 UPH ARM

W: 72.5	D: 31.5	H: 31	SW: 69	SD: 21.5	SH: 18	AH: 26.5	WT: 117 lb.		
	B/COM	C	D	E	F	G	H	I	J
Zone 1:	3509	3676	3879	4101	4434	4767	5091	5424	5748
Zone 2:	3594	3761	3964	4186	4519	4852	5176	5509	5833
Zone 3:	3679	3846	4049	4271	4604	4937	5261	5594	5918
Zone 4:	3764	3931	4134	4356	4689	5022	5346	5679	6003

When ordering, specify arm location (right or left) as facing the unit. Please use code LA (left arm) or RA (right arm). Ganging is available. See beginning of section for details on standard and optional items and pricing.


General Information:

COM: 9.25 yd. ♦
 WOOD SPECS: Oak or Maple
 MOIS. BARR: included
 CA TB133: +\$370



- When ordering specify:
- Product number
 - Fabric vendor, pattern and color
 - Leg option
 - Thermoform color
 - Wood option only
 - Finish
 - Oak or Maple

Rally modular lounge




64321HC INDULGE CHAIR

W: 34"	D: 31.5"	H: 31"	SW: 23"	SD: 21.5"	SH: 18"	AH: 23.5"	WT: 60 lb.		
	B/COM	C	D	E	F	G	H	I	J
Zone 1:	1820	1919	2040	2172	2370	2568	2761	2959	3151
Zone 2:	1864	1963	2084	2216	2414	2612	2805	3003	3195
Zone 3:	1908	2007	2128	2260	2458	2656	2849	3047	3239
Zone 4:	1952	2051	2172	2304	2502	2700	2893	3091	3283

See beginning of section for details on standard and optional items and pricing. Cannot be ganged.

General Information:

COM: 5.5 yd. ♦
WOOD SPECS: Oak or Maple
MOIS. BARR: included
CA TB133: +\$220




64121HC INDULGE CHAIR WITH 1 UPHOLSTERED ARM

W: 28.5"	D: 31.5"	H: 31"	SW: 23"	SD: 21.5"	SH: 18"	AH: 23.5"	WT: 49 lb.		
	B/COM	C	D	E	F	G	H	I	J
Zone 1:	1678	1759	1858	1966	2128	2290	2448	2610	2767
Zone 2:	1719	1800	1899	2007	2169	2331	2489	2651	2808
Zone 3:	1759	1840	1939	2047	2209	2371	2529	2691	2848
Zone 4:	1800	1881	1980	2088	2250	2412	2570	2732	2889

When ordering, specify arm location (right or left) as facing the unit. Please use code RA (right arm) or LA (left arm). Ganging is available. See beginning of section for details on standard and optional items and pricing.

General Information:

COM: 4.5 yd. ♦
WOOD SPECS: Oak or Maple
MOIS. BARR: included
CA TB133: +\$180



64322HC INDULGE LOVESEAT

W: 57	D: 31.5	H: 31	SW: 46	SD: 21.5	SH: 18	AH: 23.5	WT: 94 lb.		
	B/COM	C	D	E	F	G	H	I	J
Zone 1:	2826	2966	3136	3322	3601	3880	4151	4430	4702
Zone 2:	2894	3034	3204	3390	3669	3948	4219	4498	4770
Zone 3:	2963	3103	3273	3459	3738	4017	4288	4567	4839
Zone 4:	3031	3171	3341	3527	3806	4085	4356	4635	4907

Cannot be ganged. See beginning of section for details on standard and optional items and pricing.

General Information:

COM: 7.75 yd. ♦
WOOD SPECS: Oak or Maple
MOIS. BARR: included
CA TB133: +\$310



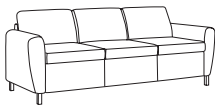
64122HC INDULGE LOVESEAT, W/1 UPH ARM

W: 51.5	D: 31.5	H: 31	SW: 46	SD: 21.5	SH: 18	AH: 23.5	WT: 81 lb.		
	B/COM	C	D	E	F	G	H	I	J
Zone 1:	2683	2800	2943	3099	3333	3567	3795	4029	4256
Zone 2:	2748	2865	3008	3164	3398	3632	3860	4094	4321
Zone 3:	2813	2930	3073	3229	3463	3697	3925	4159	4386
Zone 4:	2878	2995	3138	3294	3528	3762	3990	4224	4451

When ordering, specify arm location (right or left) as facing the unit. Please use code LA (left arm) or RA (right arm). Ganging is available. See beginning of section for details on standard and optional items and pricing.

General Information:

COM: 6.5 yd. ♦
WOOD SPECS: Oak or Maple
MOIS. BARR: included
CA TB133: +\$260



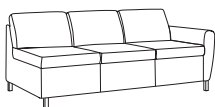
64323HC INDULGE SOFA

W: 80	D: 31.5	H: 31	SW: 69	SD: 21.5	SH: 18	AH: 23.5	WT: 129 lb.		
	B/COM	C	D	E	F	G	H	I	J
Zone 1:	3646	3826	4046	4286	4646	5006	5356	5716	6066
Zone 2:	3734	3914	4134	4374	4734	5094	5444	5804	6154
Zone 3:	3822	4002	4222	4462	4822	5182	5532	5892	6242
Zone 4:	3910	4090	4310	4550	4910	5270	5620	5980	6330

Cannot be ganged. See beginning of section for details on standard and optional items and pricing.

General Information:

COM: 10 yd. ♦
WOOD SPECS: Oak or Maple
MOIS. BARR: included
CA TB133: +\$400



64123HC INDULGE SOFA W/1 UPH ARM

W: 74.5	D: 31.5	H: 31	SW: 69	SD: 21.5	SH: 18	AH: 23.5	WT: 116 lb.		
	B/COM	C	D	E	F	G	H	I	J
Zone 1:	3506	3668	3866	4082	4406	4730	5045	5369	5684
Zone 2:	3591	3753	3951	4167	4491	4815	5130	5454	5769
Zone 3:	3676	3838	4036	4252	4576	4900	5215	5539	5854
Zone 4:	3761	3923	4121	4337	4661	4985	5300	5624	5939

When ordering, specify arm location (right or left) as facing the unit. Please use code LA (left arm) or RA (right arm). Ganging is available. See beginning of section for details on standard and optional items and pricing.

General Information:

COM: 9 yd. ♦
WOOD SPECS: Oak or Maple
MOIS. BARR: included
CA TB133: +\$360

- When ordering specify:
- Product number
 - Fabric vendor, pattern and color
 - Leg Option
 - Wood Option Only
 - Finish
 - Oak or Maple


64341HC COMPOSE CHAIR

W: 46"	D: 31.5"	H: 31"	SW: 23"	SD: 21.5"	SH: 18"	AH: 26"	WT: 116 lb.		
	B/COM	C	D	E	F	G	H	I	J
Zone 1:	3388	3501	3638	3788	4013	4238	4457	4682	4901
Zone 2:	3471	3584	3721	3871	4096	4321	4540	4765	4984
Zone 3:	3554	3667	3804	3954	4179	4404	4623	4848	5067
Zone 4:	3636	3749	3886	4036	4261	4486	4705	4930	5149

Specify thermoform color when ordering. Ganging is available. Power is available on both arms. See beginning of section for details on standard and optional items and pricing.

General Information:

COM: 9.5 yd. ♦
 WOOD SPECS: Oak or Maple
 MOIS. BARR: included
 CA TB133: +\$250




64141HC COMPOSE CHAIR WITH 1 TABLE ARM

W: 34.5"	D: 31.5"	H: 31"	SW: 23"	SD: 21.5"	SH: 18"	AH: 26"	WT: 77 lb.		
	B/COM	C	D	E	F	G	H	I	J
Zone 1:	2317	2403	2507	2621	2792	2963	3129	3300	3467
Zone 2:	2373	2459	2563	2677	2848	3019	3185	3356	3523
Zone 3:	2430	2516	2620	2734	2905	3076	3242	3413	3580
Zone 4:	2487	2573	2677	2791	2962	3133	3299	3470	3637

When ordering, specify arm location (right or left) as facing the unit. Please use code RT (right table) or LT (left table). Specify thermoform color when ordering. Ganging is available. Power is available. See beginning of section for details on standard and optional items and pricing.

General Information:

COM: 4.75 yd. ♦
 WOOD SPECS: Oak or Maple
 MOIS. BARR: included
 CA TB133: +\$190



64342HC COMPOSE LOVESEAT

W: 69	D: 31.5	H: 31	SW: 46	SD: 21.5	SH: 18	AH: 26	WT: 12 lb.		
	B/COM	C	D	E	F	G	H	I	J
Zone 1:	4001	4154	4341	4545	4851	5157	5455	5761	6058
Zone 2:	4098	4251	4438	4642	4948	5254	5552	5858	6155
Zone 3:	4196	4349	4536	4740	5046	5352	5650	5956	6253
Zone 4:	4293	4446	4633	4837	5143	5449	5747	6053	6350

Specify thermoform color when ordering. Ganging is available. Power is available on both arms. See beginning of section for details on standard and optional items and pricing.

General Information:

COM: 8.5 yd. ♦
 WOOD SPECS: Oak or Maple
 MOIS. BARR: included
 CA TB133: +\$340



64142HC COMPOSE LOVESEAT, W/1 TABLE ARM

W: 57.5	D: 31.5	H: 31	SW: 46	SD: 21.5	SH: 18	AH: 26	WT: 94 lb.		
	B/COM	C	D	E	F	G	H	I	J
Zone 1:	2951	3077	3231	3399	3651	3903	4148	4400	4645
Zone 2:	3023	3149	3303	3471	3723	3975	4220	4472	4717
Zone 3:	3094	3220	3374	3542	3794	4046	4291	4543	4788
Zone 4:	3166	3292	3446	3614	3866	4118	4363	4615	4860

When ordering, specify arm location (right or left) as facing the unit. Please use code LART (left arm, right table) or LTRA (left table, right arm). Specify Thermoform color when ordering. Ganging is available. Power is available. See beginning of section for details on standard and optional items and pricing.

General Information:

COM: 7 yd. ♦
 WOOD SPECS: Oak or Maple
 MOIS. BARR: included
 CA TB133: +\$280



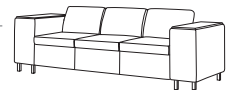
64343HC COMPOSE SOFA

W: 92	D: 31.5	H: 31	SW: 69	SD: 21.5	SH: 18	AH: 26	WT: 120 lb.		
	B/COM	C	D	E	F	G	H	I	J
Zone 1:	4561	4755	4991	5249	5636	6023	6399	6786	7163
Zone 2:	4672	4866	5102	5360	5747	6134	6510	6897	7274
Zone 3:	4783	4977	5213	5471	5858	6245	6621	7008	7385
Zone 4:	4893	5087	5323	5581	5968	6355	6731	7118	7495

Specify thermoform color when ordering. Ganging is available. Power is available on both arms. See beginning of section for details on standard and optional items and pricing.

General Information:

COM: 10.75 yd. ♦
 WOOD SPECS: Oak or Maple
 MOIS. BARR: included
 CA TB133: +\$430



64143HC COMPOSE SOFA ARM W/1 TABLE ARM

W: 80.5	D: 31.5	H: 31	SW: 69	SD: 21.5	SH: 18	AH: 26	WT: 129 lb.		
	B/COM	C	D	E	F	G	H	I	J
Zone 1:	3502	3655	3842	4046	4352	4658	4956	5262	5559
Zone 2:	3587	3740	3927	4131	4437	4743	5041	5347	5644
Zone 3:	3672	3825	4012	4216	4522	4828	5126	5432	5729
Zone 4:	3757	3910	4097	4301	4607	4913	5211	5517	5814

When ordering, specify arm location (right or left) as facing the unit. Please use code LART (left arm, right table) or LTRA (left table, right arm). Specify Thermoform color when ordering. Ganging is available. Power is available. See beginning of section for details on standard and optional items and pricing.


General Information:

COM: 9.5 yd. ♦
 WOOD SPECS: Oak or Maple
 MOIS. BARR: included
 CA TB133: +\$340



- When ordering specify:
- Product number
 - Fabric vendor, pattern and color
 - Leg Option
 - Wood Option Only
 - Finish
 - Oak or Maple
 - Thermoform Color (Compose Only)
 - Power Color

Rally modular lounge



64241HC COMPOSE CHAIR WITH 1 TABLE ARM AND 1 EMBRACE ARM


W: 38" D: 31.5" H: 31" SW: 23" SD: 21.5" SH: 18" AH: 26" WT: 89 lb.

	B/COM	C	D	E	F	G	H	I	J
Zone 1:	2753	2866	3003	3153	3378	3603	3822	4047	4266
Zone 2:	2820	2933	3070	3220	3445	3670	3889	4114	4333
Zone 3:	2887	3000	3137	3287	3512	3737	3956	4181	4400
Zone 4:	2954	3067	3204	3354	3579	3804	4023	4248	4467

When ordering, specify arm location (right or left) as facing the unit. Please use code LART (left arm, right table) or LTRA (left table, right arm). Specify thermoform color when ordering. Ganging is available. Power is available. See beginning of section for details on standard and optional items and pricing.

General Information:

COM: 6.25 yd. ♦
WOOD SPECS: Oak or Maple
MOIS. BARR: included
CA TB133: +\$250



64242HC COMPOSE LOVESEAT W/EMBRACE ARM

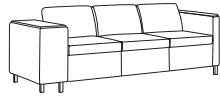
W: 61 D: 31.5 H: 31 SW: 46 SD: 21.5 SH: 18 AH: 26 WT: 108 lb.

	B/COM	C	D	E	F	G	H	I	J
Zone 1:	3378	3531	3718	3922	4228	4534	4832	5138	5435
Zone 2:	3460	3613	3800	4004	4310	4616	4914	5220	5517
Zone 3:	3542	3695	3882	4086	4392	4698	4996	5302	5599
Zone 4:	3624	3777	3964	4168	4474	4780	5078	5384	5681

When ordering, specify arm location *right or left) as facing the unit. Please use code LART (left arm, right table) or LTRA (left table, right arm). Specify Thermoform color when ordering. Ganging is available. Power is available. See beginning of section for details on standard and optional items and pricing.

General Information:

COM: 8.5 yd. ♦
WOOD SPECS: Oak or Maple
MOIS. BARR: included
CA TB133: + \$340



64243HC COMPOSE SOFA W/EMBRACE ARM

W: 84 D: 31.5 H: 31 SW: 69 SD: 21.5 SH: 18 AH: 26 WT: 143 lb.

	B/COM	C	D	E	F	G	H	I	J
Zone 1:	3938	4132	4368	4626	5013	5400	5776	6163	6540
Zone 2:	4033	4227	4463	4721	5108	5495	5871	6258	6635
Zone 3:	4128	4322	4558	4816	5203	5590	5966	6353	6730
Zone 4:	4224	4418	4654	4912	5299	5686	6062	6449	6826

When ordering, specify arm location *right or left) as facing the unit. Please use code LART (left arm, right table) or LTRA (left table, right arm). Specify Thermoform color when ordering. Ganging is available. Power is available. See beginning of section for details on standard and optional items and pricing.

General Information:

COM: 10.75 yd. ♦
WOOD SPECS: Oak or Maple
MOIS. BARR: included
CA TB133: + \$430



64401HC CHAIR ARMLESS


W: 23" D: 31.5" H: 31" SW: 23" SD: 21.5" SH: 18" AH: n/a WT: 38 lb.

	B/COM	C	D	E	F	G	H	I	J
Zone 1:	1250	1313	1390	1474	1600	1726	1849	1975	2097
Zone 2:	1280	1343	1420	1504	1630	1756	1879	2005	2127
Zone 3:	1310	1373	1450	1534	1660	1786	1909	2035	2157
Zone 4:	1341	1404	1481	1565	1691	1817	1940	2066	2188

Ganging is available. See beginning of section for details on standard and optional items and pricing.

General Information:

COM: 3.5 yd. ♦
WOOD SPECS: Oak or Maple
MOIS. BARR: included
CA TB133: +\$140



64402HC LOVESEAT ARMLESS

W: 46 D: 31.5 H: 31 SW: 46 SD: 21.5 SH: 18 AH: n/a WT: 68 lb.

	B/COM	C	D	E	F	G	H	I	J
Zone 1:	1949	2048	2169	2301	2499	2697	2890	3088	3280
Zone 2:	1996	2095	2216	2348	2546	2744	2937	3135	3327
Zone 3:	2043	2142	2263	2395	2593	2791	2984	3182	3374
Zone 4:	2090	2189	2310	2442	2640	2838	3031	3229	3421

Ganging is available. See beginning of section for details on standard and optional items and pricing.

General Information:

COM: 5.5 yd. ♦
WOOD SPECS: Oak or Maple
MOIS. BARR: included
CA TB133: + \$220



64403HC SOFA ARMLESS

W: 69 D: 31.5 H: 31 SW: 69 SD: 21.5 SH: 18 AH: n/a WT: 103 lb.

	B/COM	C	D	E	F	G	H	I	J
Zone 1:	2523	2667	2843	3035	3323	3611	3891	4179	4459
Zone 2:	2584	2728	2904	3096	3384	3672	3952	4240	4520
Zone 3:	2644	2788	2964	3156	3444	3732	4012	4300	4580
Zone 4:	2705	2849	3025	3217	3505	3793	4073	4361	4641

Ganging is available. See beginning of section for details on standard and optional items and pricing.

General Information:

COM: 8 yd. ♦
WOOD SPECS: Oak or Maple
MOIS. BARR: included
CA TB133: + \$260

- When ordering specify:
- Product number
 - Fabric vendor, pattern and color
 - Leg Option
 - Wood Option Only
 - Finish
 - Oak or Maple
 - Thermoform Color (Compose Only)
 - Power Color


64441HC CHAIR, CORNER UNIT

W: 31"	D: 31"	H: 31"	SW: 23"	SD: 21.5"	SH: 18"	AH: n/a	WT: 65 lb.		
	B/COM	C	D	E	F	G	H	I	J
Zone 1:	1889	1979	2089	2209	2389	2569	2744	2924	3099
Zone 2:	1935	2025	2135	2255	2435	2615	2790	2970	3145
Zone 3:	1980	2070	2180	2300	2480	2660	2835	3015	3190
Zone 4:	2026	2116	2226	2346	2526	2706	2881	3061	3236

Ganging is available. See beginning of section for details on standard and optional items and pricing.

General Information:

COM: 5 yd. ♦
WOOD SPECS: Oak or Maple
MOIS. BARR: included
CA TB133: +\$200



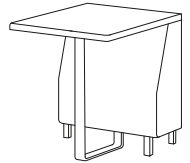
64500 INTEGRATED TABLE QTY 1-4

W: 22.75"	D: 28.5"	H: 26.75"	SW: n/a	SD: n/a	SH: n/a	AH: n/a	WT: 63 lb.		
	B/COM	C	D	E	F	G	H	I	J
Zone 1:	2132	2164	2202	2244	2307	2370	2431	2494	2556
Zone 2:	2185	2217	2255	2297	2360	2423	2484	2547	2609
Zone 3:	2238	2270	2308	2350	2413	2476	2537	2600	2662
Zone 4:	2290	2322	2360	2402	2465	2528	2589	2652	2714

Table must be permanently attached to 2 units (armless on connection side). Ganging is included. Must send in a layout with the order. Casters are not available. Specify thermoform color when ordering. Power is available. See beginning of section for details on standard and optional items and pricing.

General Information:

COM: 1.75 yd. ♦
WOOD SPECS: Oak or Maple
MOIS. BARR: n/a
CA TB133: +\$70



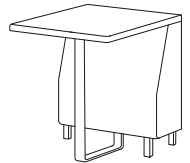
64500 INTEGRATED TABLE QTY 5+

W: 22.75"	D: 28.5"	H: 26.75"	SW: n/a	SD: n/a	SH: n/a	AH: n/a	WT: 63 lb.		
	B/COM	C	D	E	F	G	H	I	J
Zone 1:	1298	1330	1368	1410	1473	1536	1597	1660	1722
Zone 2:	1330	1362	1400	1442	1505	1568	1629	1692	1754
Zone 3:	1362	1394	1432	1474	1537	1600	1661	1724	1786
Zone 4:	1394	1426	1464	1506	1569	1632	1693	1756	1818

Table must be permanently attached to 2 units (armless on connection side). Ganging is included. Must send in a layout with the order. Casters are not available. Specify thermoform color when ordering. Power is available. See beginning of section for details on standard and optional items and pricing.

General Information:

COM: 1.75 yd. ♦
WOOD SPECS: Oak or Maple
MOIS. BARR: n/a
CA TB133: +\$70



64-OT OTTOMAN

H: 18"	D: 31"	W: 31"	SH: 18"	SD: n/a	SW: n/a	AH: n/a	WT: 47 lb.		
	B/COM	C	D	E	F	G	H	I	J
Zone 1:	887	946	1017	1095	1212	1329	1443	1560	1674
Zone 2:	908	967	1038	1116	1233	1350	1464	1581	1695
Zone 3:	929	988	1059	1137	1254	1371	1485	1602	1716
Zone 4:	951	1010	1081	1159	1276	1393	1507	1624	1738

Ottoman with low table top is available at an additional charge, see beginning of section for details. Specify thermoform color when ordering. Ganging is available. See beginning of section for details on standard and optional items and pricing.

General Information:

COM: 3.25 yd. ♦
WOOD SPECS: Oak or Maple
MOIS. BARR: included
CA TB133: +\$130



64-CT-OT COFFEE TABLE OTTOMAN

H: 20.75"	D: 31"	W: 31"	SH: n/a	SD: n/a	SW: n/a	AH: n/a	WT: 75 lb.		
	B/COM	C	D	E	F	G	H	I	J
Zone 1:	2128	2164	2208	2256	2328	2400	2470	2542	2612
Zone 2:	2181	2217	2261	2309	2381	2453	2523	2595	2665
Zone 3:	2233	2269	2313	2361	2433	2505	2575	2647	2717
Zone 4:	2286	2322	2366	2414	2486	2558	2628	2700	2770

Specify thermoform color when ordering. Ganging is available. See beginning of section for details on standard and optional items and pricing.

General Information:

COM: 2 yd. ♦
WOOD SPECS: Oak or Maple
MOIS. BARR: included
CA TB133: +\$80



- When ordering specify:
- Product number
 - Fabric vendor, pattern and color
 - Leg option
 - Thermoform color
 - Power option and color
 - Wood option only
 - Finish
 - Oak or Maple

Reflect



2611 CHAIR, ARCING ARM

W: 29.5"	D: 29"	H: 29.5"	SW: 20"	SD: 19.75"	SH: 18"	AH: 24.5"	WT: 60 lb.		
B/COM	C	D	E	F	G	H	I	J	
Zone 1:	1964	2045	2144	2252	2414	2576	2734	2896	3053
Zone 2:	2012	2093	2192	2300	2462	2624	2782	2944	3101
Zone 3:	2060	2141	2240	2348	2510	2672	2830	2992	3149
Zone 4:	2107	2188	2287	2395	2557	2719	2877	3039	3196

General Information:

COM: 4.5 yd. ♦
 WOOD SPECS: Oak, Maple
 MOIS. BARR: included
 CA TB133: +\$180

2612 LOVESEAT, ARCING ARM

W: 49.5"	D: 29"	H: 29.5"	SW: 40"	SD: 19.75"	SH: 18"	AH: 24.5"	WT: 92 lb.		
B/COM	C	D	E	F	G	H	I	J	
Zone 1:	3469	3582	3719	3869	4094	4319	4538	4763	4982
Zone 2:	3554	3667	3804	3954	4179	4404	4623	4848	5067
Zone 3:	3639	3752	3889	4039	4264	4489	4708	4933	5152
Zone 4:	3724	3837	3974	4124	4349	4574	4793	5018	5237

General Information:

COM: 6.25 yd. ♦
 WOOD SPECS: Oak, Maple
 MOIS. BARR: included
 CA TB133: +\$250

2613 SOFA, ARCING ARM

W: 69.5"	D: 29"	H: 29.5"	SW: 60"	SD: 19.75"	SH: 18"	AH: 24.5"	WT: 124 lb.		
B/COM	C	D	E	F	G	H	I	J	
Zone 1:	4770	4919	5100	5298	5595	5892	6181	6478	6767
Zone 2:	4887	5036	5217	5415	5712	6009	6298	6595	6884
Zone 3:	5004	5153	5334	5532	5829	6126	6415	6712	7001
Zone 4:	5120	5269	5450	5648	5945	6242	6531	6828	7117

General Information:

COM: 8.25 yd. ♦
 WOOD SPECS: Oak, Maple
 MOIS. BARR: included
 CA TB133: +\$330

26122 2 SEAT BENCH

W: 49"	D: 21.5"	H: 18"	SW: 40"	SD: 21.5"	SH: 18"	AH: -	WT: 38 lb.		
B/COM	C	D	E	F	G	H	I	J	
Zone 1:	1726	1785	1856	1934	2051	2168	2282	2399	2513
Zone 2:	1768	1827	1898	1976	2093	2210	2324	2441	2555
Zone 3:	1810	1869	1940	2018	2135	2252	2366	2483	2597
Zone 4:	1853	1912	1983	2061	2178	2295	2409	2526	2640

General Information:

COM: 3.25 yd. ♦
 WOOD SPECS: Oak, Maple
 MOIS. BARR: included
 CA TB133: +\$130

26123 3 SEAT BENCH


W: 69"	D: 21.5"	H: 18"	SW: 60"	SD: 21.5"	SH: 18"	AH: -	WT: 49.5 lb.		
B/COM	C	D	E	F	G	H	I	J	
Zone 1:	2277	2349	2437	2533	2677	2821	2961	3105	3245
Zone 2:	2333	2405	2493	2589	2733	2877	3017	3161	3301
Zone 3:	2388	2460	2548	2644	2788	2932	3072	3216	3356
Zone 4:	2444	2516	2604	2700	2844	2988	3128	3272	3412

General Information:

COM: 4 yd. ♦
 WOOD SPECS: Oak, Maple
 MOIS. BARR: included
 CA TB133: +\$160

When ordering specify:

- Product number
- Fabric vendor, pattern and color
- Oak or maple wood
- Finish



2621 CHAIR, SLOPING ARM

W: 29.5"	D: 29"	H: 29.5"	SW: 20"	SD: 19.75"	SH: 18"	AH: 24.5"	WT: 60 lb.		
	B/COM	C	D	E	F	G	H	I	J
Zone 1:	2070	2151	2250	2358	2520	2682	2840	3002	3159
Zone 2:	2120	2201	2300	2408	2570	2732	2890	3052	3209
Zone 3:	2171	2252	2351	2459	2621	2783	2941	3103	3260
Zone 4:	2221	2302	2401	2509	2671	2833	2991	3153	3310

General Information:

COM: 4.5 yd. ♦
 WOOD SPECS: Oak, Maple
 MOIS. BARR: included
 CA TB133: +\$180

2622 LOVESEAT, SLOPING ARM

W: 49.5"	D: 29"	H: 29.5"	SW: 40"	SD: 19.75"	SH: 18"	AH: 24.5"	WT: 92 lb.		
	B/COM	C	D	E	F	G	H	I	J
Zone 1:	3570	3683	3820	3970	4195	4420	4639	4864	5083
Zone 2:	3657	3770	3907	4057	4282	4507	4726	4951	5170
Zone 3:	3745	3858	3995	4145	4370	4595	4814	5039	5258
Zone 4:	3832	3945	4082	4232	4457	4682	4901	5126	5345

General Information:

COM: 6.25 yd. ♦
 WOOD SPECS: Oak, Maple
 MOIS. BARR: included
 CA TB133: +\$250

2623 SOFA, SLOPING ARM

W: 69.5"	D: 29"	H: 29.5"	SW: 60"	SD: 19.75"	SH: 18"	AH: 24.5"	WT: 124 lb.		
	B/COM	C	D	E	F	G	H	I	J
Zone 1:	4868	5021	5208	5412	5718	6024	6322	6628	6925
Zone 2:	4987	5140	5327	5531	5837	6143	6441	6747	7044
Zone 3:	5106	5259	5446	5650	5956	6262	6560	6866	7163
Zone 4:	5225	5378	5565	5769	6075	6381	6679	6985	7282

General Information:

COM: 8.5 yd. ♦
 WOOD SPECS: Oak, Maple
 MOIS. BARR: included
 CA TB133: +\$340

When ordering specify:
 Product number
 Fabric vendor, pattern and color
 Oak or maple wood
 Finish

Reflect



2631 CHAIR, BULLNOSE ARM

W: 29.5"	D: 29"	H: 29.5"	SW: 20"	SD: 19.75"	SH: 18"	AH: 24.5"	WT: 60 lb.		
	B/COM	C	D	E	F	G	H	I	J
Zone 1:	2167	2244	2337	2439	2592	2745	2894	3047	3196
Zone 2:	2220	2297	2390	2492	2645	2798	2947	3100	3249
Zone 3:	2273	2350	2443	2545	2698	2851	3000	3153	3302
Zone 4:	2326	2403	2496	2598	2751	2904	3053	3206	3355

General Information:

COM: 4.25 yd. ♦
 WOOD SPECS: Oak, Maple
 MOIS. BARR: included
 CA TB133: +\$170

2632 LOVESEAT, BULLNOSE ARM

W: 49.5"	D: 29"	H: 29.5"	SW: 40"	SD: 19.75"	SH: 18"	AH: 24.5"	WT: 92 lb.		
	B/COM	C	D	E	F	G	H	I	J
Zone 1:	3672	3780	3912	4056	4272	4488	4698	4914	5124
Zone 2:	3762	3870	4002	4146	4362	4578	4788	5004	5214
Zone 3:	3852	3960	4092	4236	4452	4668	4878	5094	5304
Zone 4:	3942	4050	4182	4326	4542	4758	4968	5184	5394

General Information:

COM: 6 yd. ♦
 WOOD SPECS: Oak, Maple
 MOIS. BARR: included
 CA TB133: +\$240

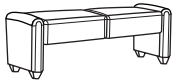
2633 SOFA, BULLNOSE ARM

W: 69.5"	D: 29"	H: 29.5"	SW: 60"	SD: 19.75"	SH: 18"	AH: 24.5"	WT: 124 lb.		
	B/COM	C	D	E	F	G	H	I	J
Zone 1:	4960	5100	5270	5456	5735	6014	6285	6564	6836
Zone 2:	5082	5222	5392	5578	5857	6136	6407	6686	6958
Zone 3:	5203	5343	5513	5699	5978	6257	6528	6807	7079
Zone 4:	5325	5465	5635	5821	6100	6379	6650	6929	7201

General Information:

COM: 7.75 yd. ♦
 WOOD SPECS: Oak, Maple
 MOIS. BARR: included
 CA TB133: +\$310

26322 2 SEAT BENCH



W: 49"	D: 21.5"	H: 19"	SW: 40"	SD: 21.5"	SH: 18"	AH: -	WT: 38 lb.		
	B/COM	C	D	E	F	G	H	I	J
Zone 1:	1901	1960	2031	2109	2226	2343	2457	2574	2688
Zone 2:	1948	2007	2078	2156	2273	2390	2504	2621	2735
Zone 3:	1994	2053	2124	2202	2319	2436	2550	2667	2781
Zone 4:	2041	2100	2171	2249	2366	2483	2597	2714	2828

General Information:

COM: 3.25 yd. ♦
 WOOD SPECS: Oak, Maple
 MOIS. BARR: included
 CA TB133: +\$130


26323 3 SEAT BENCH

W: 69"	D: 21.5"	H: 19"	SW: 60"	SD: 21.5"	SH: 18"	AH: -	WT: 49.5 lb.		
	B/COM	C	D	E	F	G	H	I	J
Zone 1:	2508	2585	2678	2780	2933	3086	3235	3388	3537
Zone 2:	2569	2646	2739	2841	2994	3147	3296	3449	3598
Zone 3:	2631	2708	2801	2903	3056	3209	3358	3511	3660
Zone 4:	2692	2769	2862	2964	3117	3270	3419	3572	3721

General Information:

COM: 4.25 yd. ♦
 WOOD SPECS: Oak, Maple
 MOIS. BARR: included
 CA TB133: +\$170

- When ordering specify:
- Product number
 - Fabric vendor, pattern and color
 - Oak or maple wood
 - Finish



2641 CHAIR, WOOD CAP

W: 29.5"	D: 29"	H: 29.5"	SW: 20"	SD: 19.75"	SH: 18"	AH: 24.5"	WT: 62 lb.		
B/COM	C	D	E	F	G	H	I	J	
Zone 1:	2218	2299	2398	2506	2668	2830	2988	3150	3307
Zone 2:	2272	2353	2452	2560	2722	2884	3042	3204	3361
Zone 3:	2326	2407	2506	2614	2776	2938	3096	3258	3415
Zone 4:	2380	2461	2560	2668	2830	2992	3150	3312	3469

General Information:

COM: 4.5 yd. ♦
 WOOD SPECS: Oak, Maple
 MOIS. BARR: included
 CA TB133: +\$180

2642 LOVESEAT, WOOD CAP

W: 49.5"	D: 29"	H: 29.5"	SW: 40"	SD: 19.75"	SH: 18"	AH: 24.5"	WT: 94 lb.		
B/COM	C	D	E	F	G	H	I	J	
Zone 1:	3718	3831	3968	4118	4343	4568	4787	5012	5231
Zone 2:	3809	3922	4059	4209	4434	4659	4878	5103	5322
Zone 3:	3900	4013	4150	4300	4525	4750	4969	5194	5413
Zone 4:	3991	4104	4241	4391	4616	4841	5060	5285	5504

General Information:

COM: 6.25 yd. ♦
 WOOD SPECS: Oak, Maple
 MOIS. BARR: included
 CA TB133: +\$250

2643 SOFA, WOOD CAP

W: 69.5"	D: 29"	H: 29.5"	SW: 60"	SD: 19.75"	SH: 18"	AH: 24.5"	WT: 126 lb.		
B/COM	C	D	E	F	G	H	I	J	
Zone 1:	5009	5153	5329	5521	5809	6097	6377	6665	6945
Zone 2:	5132	5276	5452	5644	5932	6220	6500	6788	7068
Zone 3:	5255	5399	5575	5767	6055	6343	6623	6911	7191
Zone 4:	5377	5521	5697	5889	6177	6465	6745	7033	7313

General Information:

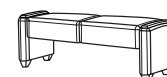
COM: 8 yd. ♦
 WOOD SPECS: Oak, Maple
 MOIS. BARR: included
 CA TB133: +\$320

26422 2 SEAT BENCH, WOOD CAP

W: 49"	D: 21.5"	H: 18"	SW: 40"	SD: 21.5"	SH: 18"	AH: -	WT: 39.5 lb.		
B/COM	C	D	E	F	G	H	I	J	
Zone 1:	1942	2001	2072	2150	2267	2384	2498	2615	2729
Zone 2:	1990	2049	2120	2198	2315	2432	2546	2663	2777
Zone 3:	2037	2096	2167	2245	2362	2479	2593	2710	2824
Zone 4:	2085	2144	2215	2293	2410	2527	2641	2758	2872

General Information:

COM: 3.25 yd. ♦
 WOOD SPECS: Oak, Maple
 MOIS. BARR: included
 CA TB133: +\$130

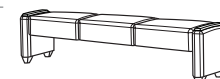


26423 3 SEAT BENCH, WOOD CAP

W: 69"	D: 21.5"	H: 18"	SW: 60"	SD: 21.5"	SH: 18"	AH: -	WT: 51 lb.		
B/COM	C	D	E	F	G	H	I	J	
Zone 1:	2572	2649	2742	2844	2997	3150	3299	3452	3601
Zone 2:	2635	2712	2805	2907	3060	3213	3362	3515	3664
Zone 3:	2698	2775	2868	2970	3123	3276	3425	3578	3727
Zone 4:	2761	2838	2931	3033	3186	3339	3488	3641	3790

General Information:

COM: 4.25 yd. ♦
 WOOD SPECS: Oak, Maple
 MOIS. BARR: included
 CA TB133: +\$170



- When ordering specify:
- Product number
 - Fabric vendor, pattern and color
 - Oak or maple wood
 - Finish
 - Optional mobility

Reflect wide scale



2641L CHAIR, WIDE, WOOD CAP

W: 31.5"	D: 29"	H: 29.5"	SW: 22"	SD: 19.75"	SH: 18"	AH: 24.5"	WT: 79 lb.		
	B/COM	C	D	E	F	G	H	I	J
Zone 1:	2298	2379	2478	2586	2748	2910	3068	3230	3387
Zone 2:	2354	2435	2534	2642	2804	2966	3124	3286	3443
Zone 3:	2410	2491	2590	2698	2860	3022	3180	3342	3499
Zone 4:	2466	2547	2646	2754	2916	3078	3236	3398	3555

General Information:

COM: 4.5 yd. ♦
 WOOD SPECS: Oak, Maple
 MOIS. BARR: included
 CA TB133: +\$180

2642L LOVESEAT, WIDE, WOOD CAP

W: 53.5"	D: 29"	H: 29.5"	SW: 44"	SD: 19.75"	SH: 18"	AH: 24.5"	WT: 109 lb.		
	B/COM	C	D	E	F	G	H	I	J
Zone 1:	3987	4104	4247	4403	4637	4871	5099	5333	5560
Zone 2:	4085	4202	4345	4501	4735	4969	5197	5431	5658
Zone 3:	4182	4299	4442	4598	4832	5066	5294	5528	5755
Zone 4:	4280	4397	4540	4696	4930	5164	5392	5626	5853

General Information:

COM: 6.5 yd. ♦
 WOOD SPECS: Oak, Maple
 MOIS. BARR: included
 CA TB133: +\$260

2643L SOFA, WIDE, WOOD CAP

W: 75.5"	D: 29"	H: 29.5"	SW: 66"	SD: 19.75"	SH: 18"	AH: 24.5"	WT: 141 lb.		
	B/COM	C	D	E	F	G	H	I	J
Zone 1:	5354	5507	5694	5898	6204	6510	6808	7114	7411
Zone 2:	5485	5638	5825	6029	6335	6641	6939	7245	7542
Zone 3:	5617	5770	5957	6161	6467	6773	7071	7377	7674
Zone 4:	5748	5901	6088	6292	6598	6904	7202	7508	7805

General Information:

COM: 8.5 yd. ♦
 WOOD SPECS: Oak, Maple
 MOIS. BARR: included
 CA TB133: +\$340

Accessories

Mobility Option



Includes 2 front casters and back handle
 Price: \$200
 Available on chair models 2641 and 2641L only.
 Handle is available in aluminum only.
 Not available with sled base.

Sled Base Options



Price: \$67

Tablet Arm Options

Tablet Arm Side - Please specify location by adding the suffix below to the model number.

TL- Left hand sitting, right facing \$506

TR- Right hand sitting, left facing \$506

TB- Left and right hand sitting, facing \$1012 *Available on loveseat and sofa only.*

Tablet style - please specify laminate and wood finish color.

Tablets available on wood cap versions only.

Weight capacity on tablet arm is 50 lbs.

Tablet Style Options

Tablet style - please specify laminate and wood finish color.



Kidney, self edge
 Kidney, finished wood edge



Oval, self edge
 Oval, finished wood edge

Available on chair (1 per arm), loveseats and sofas.

When ordering specify:

- Product number
- Fabric vendor, pattern and color
- Oak or maple wood
- Finish
- Optional Mobility

When ordering specify:

- Shape
- Left or right handed (while sitting in chair)
- Edge style
- Wood finish
- Laminate

26-1630 COFFEE TABLE, 16H 30W 30D

W: 30" D: 30" H: 16" WT: 37 lb.

Price by Shipping Zone				
Zone	1	2	3	4
	1364	1398	1432	1466

General Information:

COM: n/a ♦
 WOOD SPECS: Oak, Maple
 MOIS. BARR: n/a
 CA TB133: n/a



26-162754 COFFEE TABLE, 16H 54W 27D

W: 54" D: 27" H: 16" WT: 50 lb.

Price by Shipping Zone				
Zone	1	2	3	4
	1674	1716	1758	1800

General Information:

COM: n/a ♦
 WOOD SPECS: Oak, Maple
 MOIS. BARR: n/a
 CA TB133: n/a



When ordering specify:
 Product number
 Laminate
 Finish

Regal III



7326054 ARM CHAIR, UPH SEAT AND BACK

W: 22.25"	D: 25"	H: 32.5"	SW: 20"	SD: 18.25"	SH: 18"	AH: 24"	WT: 21 lb.		
B/COM	C	D	E	F	G	H	I	J	
Zone 1:	857	880	909	940	987	1033	1079	1126	1171
Zone 2:	878	901	930	961	1008	1054	1100	1147	1192
Zone 3:	899	922	951	982	1029	1075	1121	1168	1213
Zone 4:	920	943	972	1003	1050	1096	1142	1189	1234

Price includes Plastitack glides. Regal III chairs stack 6 high.

General Information:

COM: 1.3 yd. ♦
 WOOD SPECS: Beech
 MOIS. BARR: +\$8
 CA TB133: +\$52

7026053 SIDE CHAIR, UPH SEAT, UPH BACK

W: 22.25"	D: 25"	H: 32.5"	SW: 17.5"	SD: 18.25"	SH: 18"	AH: –	WT: 21 lb.		
B/COM	C	D	E	F	G	H	I	J	
Zone 1:	836	859	888	919	966	1012	1058	1105	1150
Zone 2:	856	879	908	939	986	1032	1078	1125	1170
Zone 3:	877	900	929	960	1007	1053	1099	1146	1191
Zone 4:	898	921	950	981	1028	1074	1120	1167	1212

Price includes Plastitack glides. Regal III chairs stack 6 high.

General Information:

COM: 1.3 yd. ♦
 WOOD SPECS: Beech
 MOIS. BARR: +\$8
 CA TB133: +\$52

Accessories

7032000 UNIVERSAL 2-WHEEL CART




WT: 37 lb.

Zone 1	2	3	4
\$618	\$633	\$649	\$664

When ordering specify:

- Product number
- Fabric vendor, pattern and color
- Finish
- Moisture barrier option



52111 CHAIR

W: 35.5" D: 33" H: 31.75" SW: 22" SD: 21" SH: 19.25" AH: 24.5" WT: 67 lb.

	B/COM	C	D	E	F	G	H	I	J
Zone 1:	2208	2321	2458	2608	2833	3058	3277	3502	3721
Zone 2:	2261	2374	2511	2661	2886	3111	3330	3555	3774
Zone 3:	2315	2428	2565	2715	2940	3165	3384	3609	3828
Zone 4:	2368	2481	2618	2768	2993	3218	3437	3662	3881

Contrasting fabric panel on arm cap is available, refer to Fabric Zone details for more information. COM fabric requirement for contrasting arm caps is 1.75 yds.

General Information:

COM: 6.25 yd. ♦
 WOOD SPECS: Oak, Maple
 MOIS. BARR: included
 CA TB133: +\$250

52112 LOVESEAT

W: 57.5" D: 33" H: 32.25" SW: 44" SD: 21" SH: 19.25" AH: 24.5" WT: 90 lb.

	B/COM	C	D	E	F	G	H	I	J
Zone 1:	3677	3835	4027	4237	4552	4867	5173	5488	5795
Zone 2:	3766	3924	4116	4326	4641	4956	5262	5577	5884
Zone 3:	3856	4014	4206	4416	4731	5046	5352	5667	5974
Zone 4:	3945	4103	4295	4505	4820	5135	5441	5756	6063

Contrasting fabric panel on arm cap is available, refer to Fabric Zone details for more information. COM fabric requirement for contrasting arm caps is 1.75 yds.

General Information:

COM: 8.75 yd. ♦
 WOOD SPECS: Oak, Maple
 MOIS. BARR: included
 CA TB133: +\$350

52113 SOFA

W: 79.5" D: 33" H: 32.75" SW: 66" SD: 21" SH: 19.25" AH: 24.5" WT: 112 lb.

	B/COM	C	D	E	F	G	H	I	J
Zone 1:	4684	4855	5064	5292	5634	5976	6309	6651	6983
Zone 2:	4798	4969	5178	5406	5748	6090	6423	6765	7097
Zone 3:	4912	5083	5292	5520	5862	6204	6537	6879	7211
Zone 4:	5027	5198	5407	5635	5977	6319	6652	6994	7326

Contrasting fabric panel on arm cap is available, refer to Fabric Zone details for more information. COM fabric requirement for contrasting arm caps is 1.75 yds.

General Information:

COM: 9.5 yd. ♦
 WOOD SPECS: Oak, Maple
 MOIS. BARR: included
 CA TB133: +\$380


- When ordering specify:
- Product number
 - Fabric vendor, pattern and color
 - Oak or maple wood
 - Finish




Classic (full front)



Arm Cap Options



Leg Styles



*When metal legs are specified, there is no wood trim rail.

Ottoman and Drawer Base options not available on Classic Models



Custom (seat cushion/base options)

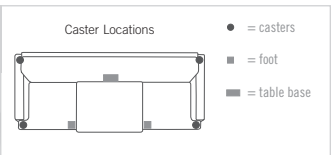



Arm Cap Options



Note: when urethane arm cap is specified, ottoman handle will be urethane also.


Leg Styles



*There is no wood trim rail on custom models

Specify wood or metal center feet

Base Options - FOR CUSTOM STYLES ONLY



Specify left, middle or right ottomans (Upholstered panel is provided when only one ottoman is specified).

Note: specify left, middle or right as facing for all base options

Power Options



OR



OR



OR



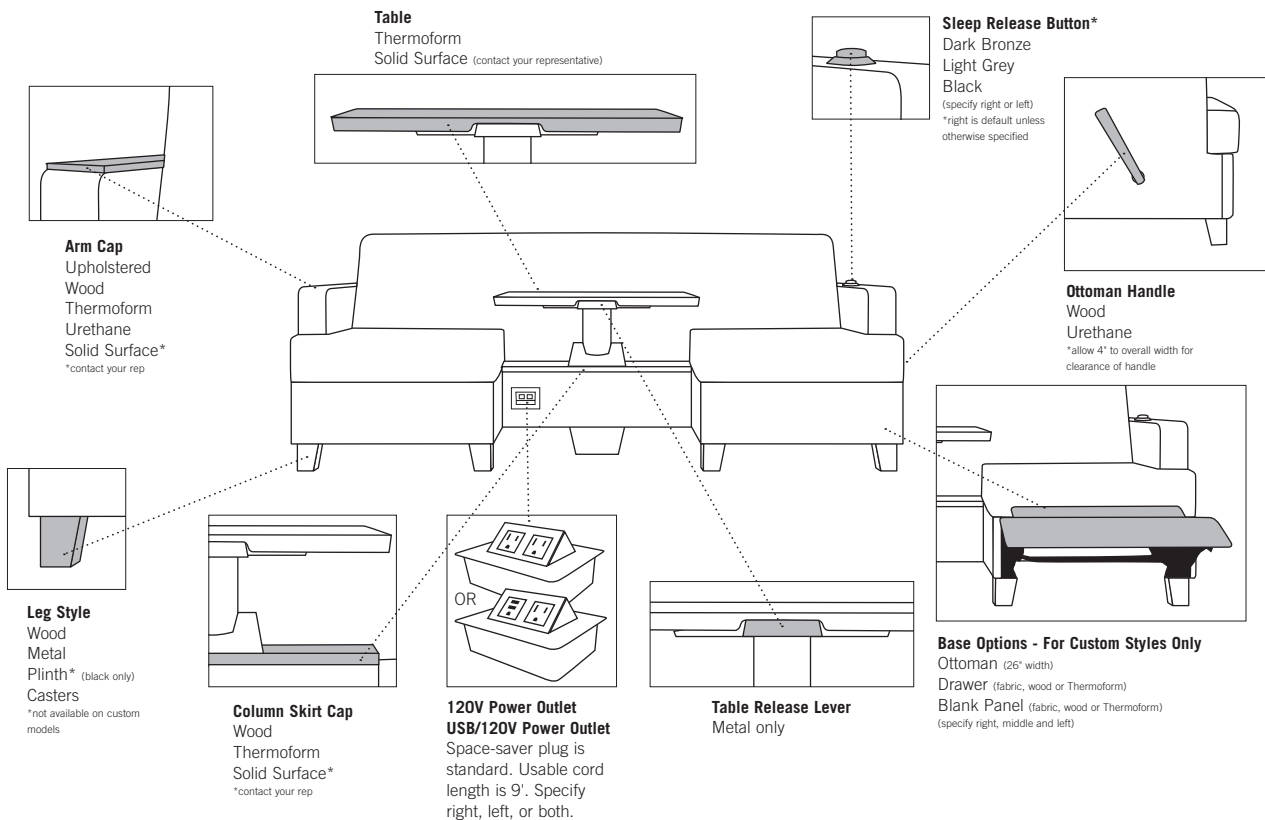
Available in black or silver. Usable cord length is 9'.

Finish Options

Metal Finishes	Wood Finishes	Woodgrain Thermoform Coordinates	Solid Thermoform Coordinates
(select when metal legs are specified or for table release lever when a table model is ordered)	(select when wood is specified for arm caps, feet, drawer, blank panel, ottoman handle, or column skirt cap)	(select when thermoform arm caps, drawers, blank panel, column skirt cap or table are specified)	(select when thermoform arm caps, drawers, blank panel, column skirt cap or table are specified)
silver	natural 73	sugarloaf maple 58873	monterey 62033
gunmetal	amber 74	honey alder 16150	pepperdust 72784
blonde gold	honey 75	solara oak 58665	dark gray 52002
bronze	nutmeg 76	cherry blossom 44060	chocolate 72010
black	henna 77	finesse 58898	beige 72005
Sleep Release Button	urban cherry 78	blossom cherry 58893	calcutta black 52000
(silicone cover)	mahogany 79	clove 58732	brushed aluminum 59988
light grey	sepia 80	palos mahogany 12382	
dark bronze	walnut 81	NO MATCH	
black	molasses 82	verismo 59994	
	black 83	NO MATCH	
Urethane			
(select when urethane arm caps or urethane ottoman handle is specified)			
khaki			
espresso			
black			
Power			
black, silver			

* refer left for coordinating wood finish

Options Legend



Warranty

25 years with the following exceptions:

- Table top and table mechanism - 10 years
- Ottoman mechanism - 10 years
- Pneumatic back cylinder - 5 years
- Sleep surface fabric - 5 years
- Drawer slides - 2 years
- Casters - 3 years
- Nylon Back Fabric - 5 years

Specification Worksheet

For Classic or Custom Models						List Price	
Product Number fabric grade							
Armcap (solid surface is an upcharge)	Upholstered (standard) fabric same as below	Wood (standard)	Thermoform (standard)	Urethane (standard)	Solid Surface (upcharge) *contact your rep for pricing	+	
Fabric vendor, pattern and color required						required (no upcharge)	
Leg Style if a wood leg assembly is desired, leave this section blank	Wood Leg Assembly (standard)	Metal Leg Assembly +\$283	Plinth Base* +\$283 *black only	Casters +\$283	Housekeeping Casters +\$283	+	
Wood Species oak or maple						required (no upcharge)	
Wood Finish						required (no upcharge)	
Metal Finish required for table models and metal feet when specified see p. 157 for finish options						required (no upcharge)	
Sleep Release Button specify left or right (as facing) specify finish						required (no upcharge)	
For TABLE Models							
Table Material*	Thermoform (standard)			Solid Surface (upcharge) *contact your rep for pricing		+	
Column Skirt Cap	Wood (standard)	Thermoform (standard)		Solid Surface (upcharge) *contact your rep for pricing		+	
Power	USB/120V outlet +\$461	120V/120V outlet +\$388	USB/120V double outlet +\$921	120V/120V double outlet +\$776	USB/120V outlet & 120V/120V outlet +\$837	+	
For Custom Models							
Base Options for Custom Models only (622 and 622T Series)	Left as facing		Middle		Right as facing		
	Ottoman** +\$608 list	Drawer (fabric, wood or Thermoform) +\$243 list	Blank Panel (fabric - no upcharge) Add for wood or Thermoform +\$62 list	Ottoman** +\$608 list	Drawer (fabric, wood or Thermoform) +\$243 list	Blank Panel (fabric - no upcharge) Add for wood or Thermoform +\$62 list	+
	Blank Panel (fabric - no upcharge) Add for wood or Thermoform +\$62 list						+
							+
Total List							

* Plinth base is not available with ottomans or drawers.

** Specify wood or urethane pull lever.

Example Specification Worksheet


For Classic or Custom Models						List Price	
Product Number fabric grade	62272T					7867	
Armcap (solid surface is an upcharge)	Upholstered (standard) fabric same as below	Wood (standard)	Thermoform (standard)	Urethane (standard)	Solid Surface (upcharge) *contact your rep for pricing	+	
Fabric vendor, pattern and color required	CF Stinson, Capreni Tupelo					required (no upcharge)	
Leg Style if a wood leg assembly is desired, leave this section blank	Wood Leg Assembly (standard)	Metal Leg Assembly +\$283	Plinth Base* +\$283 *black only	Casters +\$283	Housekeeping Casters +\$283	+	
Wood Species oak or maple	Maple					required (no upcharge)	
Wood Finish	Natural					required (no upcharge)	
Metal Finish required for table models and metal feet when specified see p. 157 for finish options	Blonde Gold					(no upcharge)	
Sleep Release Button specify left or right (as facing) specify finish	Left (facing) - light grey					required (no upcharge)	
For TABLE Models							
Table Material*	Thermoform (standard)			Solid Surface (upcharge) *contact your rep for pricing		+	
Column Skirt Cap	Wood (standard)	Thermoform (standard)		Solid Surface (upcharge) *contact your rep for pricing		+	
Power	USB/120V outlet +\$461	120V/120V outlet +\$388	USB/120V double outlet +\$921	120V/120V double outlet +\$776	USB/120V outlet & 120V/120V outlet +\$837	+	
For Custom Models							
Base Options for Custom Models only (622 and 622T Series)	Left as facing		Middle		Right as facing		
	Ottoman** +\$608 list	Drawer (fabric, wood or Thermoform) +\$243 list	Blank Panel (fabric - no upcharge) Add for wood or Thermoform +\$62 list	Ottoman** +\$608 list	Drawer (fabric, wood or Thermoform) +\$243 list	Blank Panel (fabric - no upcharge) Add for wood or Thermoform +\$62 list	+
	Blank Panel (fabric - no upcharge) Add for wood or Thermoform +\$62 list						+
							+
Total List						9001	

62166 SLEEP SOFA, CLASSIC FRONT, 66" SLEEP SURFACE

W: 74"	D: 34"	H: 33"	SW: 66"	SD: 21.5"	SH: 18.5"	AH: 24.5"	WT: 172 lb.		
	B/COM	C	D	E	F	G	H	I	J
Zone 1:	5044	5202	5394	5604	5919	6234	6540	6855	7162
Zone 2:	5167	5325	5517	5727	6042	6357	6663	6978	7285
Zone 3:	5291	5449	5641	5851	6166	6481	6787	7102	7409
Zone 4:	5414	5572	5764	5974	6289	6604	6910	7225	7532

General Information:

COM: 8.75 yd. ♦
 WOOD SPECS: Oak, Maple
 MOIS. BARR: included
 CA TB133: +\$350



62169 SLEEP SOFA, CLASSIC FRONT, 69" SLEEP SURFACE

W: 77"	D: 34"	H: 33"	SW: 69"	SD: 21.5"	SH: 18.5"	AH: 24.5"	WT: 178 lb.		
	B/COM	C	D	E	F	G	H	I	J
Zone 1:	5110	5268	5460	5670	5985	6300	6606	6921	7228
Zone 2:	5235	5393	5585	5795	6110	6425	6731	7046	7353
Zone 3:	5360	5518	5710	5920	6235	6550	6856	7171	7478
Zone 4:	5485	5643	5835	6045	6360	6675	6981	7296	7603

General Information:

COM: 8.75 yd. ♦
 WOOD SPECS: Oak, Maple
 MOIS. BARR: included
 CA TB133: +\$350

62172 SLEEP SOFA, CLASSIC FRONT, 72" SLEEP SURFACE

W: 80"	D: 34"	H: 33"	SW: 72"	SD: 21.5"	SH: 18.5"	AH: 24.5"	WT: 184 lb.		
	B/COM	C	D	E	F	G	H	I	J
Zone 1:	5180	5338	5530	5740	6055	6370	6676	6991	7298
Zone 2:	5307	5465	5657	5867	6182	6497	6803	7118	7425
Zone 3:	5434	5592	5784	5994	6309	6624	6930	7245	7552
Zone 4:	5561	5719	5911	6121	6436	6751	7057	7372	7679

General Information:

COM: 8.75 yd. ♦
 WOOD SPECS: Oak, Maple
 MOIS. BARR: included
 CA TB133: +\$350

62175 SLEEP SOFA, CLASSIC FRONT, 75" SLEEP SURFACE

W: 83"	D: 34"	H: 33"	SW: 75"	SD: 21.5"	SH: 18.5"	AH: 24.5"	WT: 190 lb.		
	B/COM	C	D	E	F	G	H	I	J
Zone 1:	5247	5405	5597	5807	6122	6437	6743	7058	7365
Zone 2:	5376	5534	5726	5936	6251	6566	6872	7187	7494
Zone 3:	5504	5662	5854	6064	6379	6694	7000	7315	7622
Zone 4:	5633	5791	5983	6193	6508	6823	7129	7444	7751

General Information:

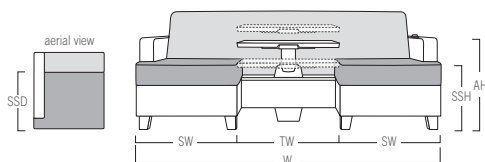
COM: 8.75 yd. ♦
 WOOD SPECS: Oak, Maple
 MOIS. BARR: included
 CA TB133: +\$350

62178 SLEEP SOFA, CLASSIC FRONT, 78" SLEEP SURFACE

W: 86"	D: 34"	H: 33"	SW: 78"	SD: 21.5"	SH: 18.5"	AH: 24.5"	WT: 196 lb.		
	B/COM	C	D	E	F	G	H	I	J
Zone 1:	5315	5473	5665	5875	6190	6505	6811	7126	7433
Zone 2:	5445	5603	5795	6005	6320	6635	6941	7256	7563
Zone 3:	5575	5733	5925	6135	6450	6765	7071	7386	7693
Zone 4:	5706	5864	6056	6266	6581	6896	7202	7517	7824

General Information:

COM: 8.75 yd. ♦
 WOOD SPECS: Oak, Maple
 MOIS. BARR: included
 CA TB133: +\$350



SSH- Sleep surface height 25"

SSD- Sleep surface depth 30"

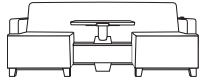
SH- Seat height

SW- Seat width

W- Overall width

*Add 4" to overall width when ottomans are specified.

- When ordering specify:
- Product number
 - Arm-cap style
 - Fabric vendor, pattern and color
 - Leg style
 - Thermoform color (optional)
 - Urethane color (optional)
 - Wood species (oak or maple)
 - Wood finish color
 - Metal finish color
 - Sleep release button (left or right - color and location)
 - USB/Power option



62166T SLEEP SOFA, CLASSIC FRONT, WITH TABLE, 66" SLEEP SURFACE

W: 74" D: 34" H: 33" SW: 22.5" SD: 21.5" SH: 18.5" AH: 24.5" WT: 216 lb.

	B/COM	C	D	E	F	G	H	I	J
Zone 1:	6844	6997	7184	7388	7694	8000	8298	8604	8901
Zone 2:	7013	7166	7353	7557	7863	8169	8467	8773	9070
Zone 3:	7181	7334	7521	7725	8031	8337	8635	8941	9238
Zone 4:	7350	7503	7690	7894	8200	8506	8804	9110	9407

General Information:

COM: 8.5 yd. ♦
 WOOD SPECS: Oak, Maple
 MOIS. BARR: included
 CA TB133: +\$340

62169T SLEEP SOFA, CLASSIC FRONT, WITH TABLE, 69" SLEEP SURFACE

W: 77" D: 34" H: 33" SW: 22.5" SD: 21.5" SH: 18.5" AH: 24.5" WT: 221 lb.

	B/COM	C	D	E	F	G	H	I	J
Zone 1:	6914	7067	7254	7458	7764	8070	8368	8674	8971
Zone 2:	7084	7237	7424	7628	7934	8240	8538	8844	9141
Zone 3:	7255	7408	7595	7799	8105	8411	8709	9015	9312
Zone 4:	7425	7578	7765	7969	8275	8581	8879	9185	9482

General Information:

COM: 8.5 yd. ♦
 WOOD SPECS: Oak, Maple
 MOIS. BARR: included
 CA TB133: +\$340

62172T SLEEP SOFA, CLASSIC FRONT, WITH TABLE, 72" SLEEP SURFACE

W: 80" D: 34" H: 33" SW: 22.5" SD: 21.5" SH: 18.5" AH: 24.5" WT: 226 lb.

	B/COM	C	D	E	F	G	H	I	J
Zone 1:	6985	7138	7325	7529	7835	8141	8439	8745	9042
Zone 2:	7157	7310	7497	7701	8007	8313	8611	8917	9214
Zone 3:	7329	7482	7669	7873	8179	8485	8783	9089	9386
Zone 4:	7501	7654	7841	8045	8351	8657	8955	9261	9558

General Information:

COM: 8.5 yd. ♦
 WOOD SPECS: Oak, Maple
 MOIS. BARR: included
 CA TB133: +\$340

62175T SLEEP SOFA, CLASSIC FRONT, WITH TABLE, 75" SLEEP SURFACE

W: 83" D: 34" H: 33" SW: 22.5" SD: 21.5" SH: 18.5" AH: 24.5" WT: 231 lb.

	B/COM	C	D	E	F	G	H	I	J
Zone 1:	7054	7207	7394	7598	7904	8210	8508	8814	9111
Zone 2:	7228	7381	7568	7772	8078	8384	8682	8988	9285
Zone 3:	7402	7555	7742	7946	8252	8558	8856	9162	9459
Zone 4:	7575	7728	7915	8119	8425	8731	9029	9335	9632

General Information:

COM: 8.5 yd. ♦
 WOOD SPECS: Oak, Maple
 MOIS. BARR: included
 CA TB133: +\$340

62178T SLEEP SOFA, CLASSIC FRONT, WITH TABLE, 78" SLEEP SURFACE

W: 86" D: 34" H: 33" SW: 22.5" SD: 21.5" SH: 18.5" AH: 24.5" WT: 236 lb.

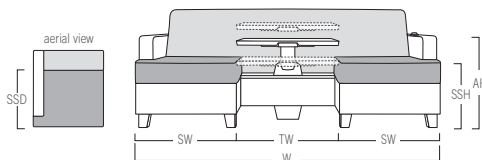
	B/COM	C	D	E	F	G	H	I	J
Zone 1:	7128	7281	7468	7672	7978	8284	8582	8888	9185
Zone 2:	7304	7457	7644	7848	8154	8460	8758	9064	9361
Zone 3:	7479	7632	7819	8023	8329	8635	8933	9239	9536
Zone 4:	7655	7808	7995	8199	8505	8811	9109	9415	9712

General Information:

COM: 8.5 yd. ♦
 WOOD SPECS: Oak, Maple
 MOIS. BARR: included
 CA TB133: +\$340

When ordering specify:

- Product number
- Arm-cap style
- Fabric vendor, pattern and color
- Leg style
- Thermoform color (optional)
- Urethane color (optional)
- Wood species (oak or maple)
- Wood finish color
- Metal finish color
- Sleep release button (left or right - color and location)
- USB/Power option



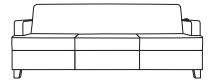
SSH- Sleep surface height 25"
 SSD- Sleep surface depth 30"
 SH- Seat height
 SW- Seat width
 W- Overall width
 *Add 4" to overall width when ottomans are specified.

62266 SLEEP SOFA, CUSTOM FRONT, 66" SLEEP SURFACE

W: 74"	D: 34"	H: 33"	SW: 66"	SD: 21.5"	SH: 18.5"	AH: 24.5"	WT: 174 lb.		
	B/COM	C	D	E	F	G	H	I	J
Zone 1:	5059	5230	5439	5667	6009	6351	6684	7026	7358
Zone 2:	5183	5354	5563	5791	6133	6475	6808	7150	7482
Zone 3:	5306	5477	5686	5914	6256	6598	6931	7273	7605
Zone 4:	5430	5601	5810	6038	6380	6722	7055	7397	7729

General Information:

COM: 9.5 yd. ♦
 WOOD SPECS: Oak, Maple
 MOIS. BARR: included
 CA TB133: +\$380



62269 SLEEP SOFA, CUSTOM FRONT, 69" SLEEP SURFACE

W: 77"	D: 34"	H: 33"	SW: 69"	SD: 21.5"	SH: 18.5"	AH: 24.5"	WT: 180 lb.		
	B/COM	C	D	E	F	G	H	I	J
Zone 1:	5129	5300	5509	5737	6079	6421	6754	7096	7428
Zone 2:	5254	5425	5634	5862	6204	6546	6879	7221	7553
Zone 3:	5380	5551	5760	5988	6330	6672	7005	7347	7679
Zone 4:	5505	5676	5885	6113	6455	6797	7130	7472	7804

General Information:

COM: 9.5 yd. ♦
 WOOD SPECS: Oak, Maple
 MOIS. BARR: included
 CA TB133: +\$380

62272 SLEEP SOFA, CUSTOM FRONT, 72" SLEEP SURFACE

W: 80"	D: 34"	H: 33"	SW: 72"	SD: 21.5"	SH: 18.5"	AH: 24.5"	WT: 186 lb.		
	B/COM	C	D	E	F	G	H	I	J
Zone 1:	5197	5368	5577	5805	6147	6489	6822	7164	7496
Zone 2:	5324	5495	5704	5932	6274	6616	6949	7291	7623
Zone 3:	5451	5622	5831	6059	6401	6743	7076	7418	7750
Zone 4:	5578	5749	5958	6186	6528	6870	7203	7545	7877

General Information:

COM: 9.5 yd. ♦
 WOOD SPECS: Oak, Maple
 MOIS. BARR: included
 CA TB133: +\$380

62275 SLEEP SOFA, CUSTOM FRONT, 75" SLEEP SURFACE

W: 83"	D: 34"	H: 33"	SW: 75"	SD: 21.5"	SH: 18.5"	AH: 24.5"	WT: 192 lb.		
	B/COM	C	D	E	F	G	H	I	J
Zone 1:	5264	5435	5644	5872	6214	6556	6889	7231	7563
Zone 2:	5393	5564	5773	6001	6343	6685	7018	7360	7692
Zone 3:	5522	5693	5902	6130	6472	6814	7147	7489	7821
Zone 4:	5650	5821	6030	6258	6600	6942	7275	7617	7949

General Information:

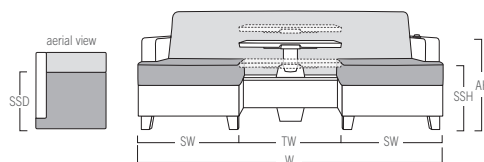
COM: 9.5 yd. ♦
 WOOD SPECS: Oak, Maple
 MOIS. BARR: included
 CA TB133: +\$380

62278 SLEEP SOFA, CUSTOM FRONT, 78" SLEEP SURFACE

W: 86"	D: 34"	H: 33"	SW: 78"	SD: 21.5"	SH: 18.5"	AH: 24.5"	WT: 198 lb.		
	B/COM	C	D	E	F	G	H	I	J
Zone 1:	5332	5503	5712	5940	6282	6624	6957	7299	7631
Zone 2:	5462	5633	5842	6070	6412	6754	7087	7429	7761
Zone 3:	5593	5764	5973	6201	6543	6885	7218	7560	7892
Zone 4:	5723	5894	6103	6331	6673	7015	7348	7690	8022

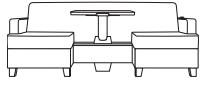
General Information:

COM: 9.5 yd. ♦
 WOOD SPECS: Oak, Maple
 MOIS. BARR: included
 CA TB133: +\$380



SSH- Sleep surface height 25"
 SSD- Sleep surface depth 30"
 SH- Seat height
 SW- Seat width
 W- Overall width
 *Add 4" to overall width when ottomans are specified.

- When ordering specify:
- Product number
 - Arm-cap style
 - Fabric vendor, pattern and color
 - Leg style
 - Left base as facing
 - Centerbase as facing
 - Right base as facing
 - Thermoform color (optional)
 - Urethane color (optional)
 - Wood species (oak or maple)
 - Wood finish color
 - Metal finish color
 - Sleep release button (left or right - color and location)
 - USB/Power option



62266T SLEEP SOFA, CUSTOM FRONT, WITH TABLE, 66" SLEEP SURFACE

W: 74"	D: 34"	H: 33"	SW: 22.5"	SD: 21.5"	SH: 18.5"	AH: 24.5"	WT: 220 lb.		
	B/COM	C	D	E	F	G	H	I	J
Zone 1:	6850	7008	7200	7410	7725	8040	8346	8661	8968
Zone 2:	7019	7177	7369	7579	7894	8209	8515	8830	9137
Zone 3:	7187	7345	7537	7747	8062	8377	8683	8998	9305
Zone 4:	7356	7514	7706	7916	8231	8546	8852	9167	9474

General Information:

COM: 8.75 yd. ♦
 WOOD SPECS: Oak, Maple
 MOIS. BARR: included
 CA TB133: +\$350

62269T SLEEP SOFA, CUSTOM FRONT, WITH TABLE, 69" SLEEP SURFACE

W: 77"	D: 34"	H: 33"	SW: 22.5"	SD: 21.5"	SH: 18.5"	AH: 24.5"	WT: 225 lb.		
	B/COM	C	D	E	F	G	H	I	J
Zone 1:	6922	7080	7272	7482	7797	8112	8418	8733	9040
Zone 2:	7092	7250	7442	7652	7967	8282	8588	8903	9210
Zone 3:	7263	7421	7613	7823	8138	8453	8759	9074	9381
Zone 4:	7433	7591	7783	7993	8308	8623	8929	9244	9551

General Information:

COM: 8.75 yd. ♦
 WOOD SPECS: Oak, Maple
 MOIS. BARR: included
 CA TB133: +\$350

62272T SLEEP SOFA, CUSTOM FRONT, WITH TABLE, 72" SLEEP SURFACE

W: 80"	D: 34"	H: 33"	SW: 22.5"	SD: 21.5"	SH: 18.5"	AH: 24.5"	WT: 230 lb.		
	B/COM	C	D	E	F	G	H	I	J
Zone 1:	6992	7150	7342	7552	7867	8182	8488	8803	9110
Zone 2:	7164	7322	7514	7724	8039	8354	8660	8975	9282
Zone 3:	7336	7494	7686	7896	8211	8526	8832	9147	9454
Zone 4:	7509	7667	7859	8069	8384	8699	9005	9320	9627

General Information:

COM: 8.75 yd. ♦
 WOOD SPECS: Oak, Maple
 MOIS. BARR: included
 CA TB133: +\$350

62275T SLEEP SOFA, CUSTOM FRONT, WITH TABLE, 75" SLEEP SURFACE

W: 83"	D: 34"	H: 33"	SW: 22.5"	SD: 21.5"	SH: 18.5"	AH: 24.5"	WT: 235 lb.		
	B/COM	C	D	E	F	G	H	I	J
Zone 1:	7063	7221	7413	7623	7938	8253	8559	8874	9181
Zone 2:	7237	7395	7587	7797	8112	8427	8733	9048	9355
Zone 3:	7411	7569	7761	7971	8286	8601	8907	9222	9529
Zone 4:	7585	7743	7935	8145	8460	8775	9081	9396	9703

General Information:

COM: 8.75 yd. ♦
 WOOD SPECS: Oak, Maple
 MOIS. BARR: included
 CA TB133: +\$350

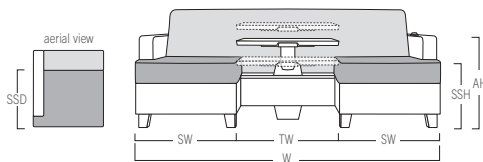
62278T SLEEP SOFA, CUSTOM FRONT, WITH TABLE, 78" SLEEP SURFACE

W: 86"	D: 34"	H: 33"	SW: 22.5"	SD: 21.5"	SH: 18.5"	AH: 24.5"	WT: 240 lb.		
	B/COM	C	D	E	F	G	H	I	J
Zone 1:	7134	7292	7484	7694	8009	8324	8630	8945	9252
Zone 2:	7310	7468	7660	7870	8185	8500	8806	9121	9428
Zone 3:	7485	7643	7835	8045	8360	8675	8981	9296	9603
Zone 4:	7661	7819	8011	8221	8536	8851	9157	9472	9779

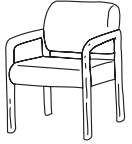
General Information:

COM: 8.75 yd. ♦
 WOOD SPECS: Oak, Maple
 MOIS. BARR: included
 CA TB133: +\$350

- When ordering specify:
- Product number
 - Arm-cap style
 - Fabric vendor, pattern and color
 - Leg style
 - Thermoform color (optional)
 - Urethane color (optional)
 - Wood species (oak or maple)
 - Wood finish color
 - Metal finish color
 - Sleep release button (left or right - color and location)
 - USB/Power option



SSH- Sleep surface height 25"
 SSD- Sleep surface depth 30"
 SH- Seat height
 SW- Seat width
 W- Overall width
 *Add 4" to overall width when ottomans are specified.



9111 CHAIR, WOOD ARM

W: 23"	D: 26.5"	H: 31.5"	SW: 20"	SD: 19"	SH: 18"	AH: 24"	WT: 53 lb.		
B/COM	C	D	E	F	G	H	I	J	
Zone 1:	1597	1633	1677	1725	1797	1869	1939	2011	2081
Zone 2:	1636	1672	1716	1764	1836	1908	1978	2050	2120
Zone 3:	1676	1712	1756	1804	1876	1948	2018	2090	2160
Zone 4:	1715	1751	1795	1843	1915	1987	2057	2129	2199

General Information:

COM: 2 yd. ♦
 WOOD SPECS: Oak, Maple
 MOIS. BARR: included
 CA TB133: +\$80

9112 LOVESEAT, WOOD ARM

W: 43"	D: 26.5"	H: 31.5"	SW: 40"	SD: 19"	SH: 18"	AH: 24"	WT: 84 lb.		
B/COM	C	D	E	F	G	H	I	J	
Zone 1:	2928	2982	3048	3120	3228	3336	3441	3549	3654
Zone 2:	3000	3054	3120	3192	3300	3408	3513	3621	3726
Zone 3:	3073	3127	3193	3265	3373	3481	3586	3694	3799
Zone 4:	3145	3199	3265	3337	3445	3553	3658	3766	3871

General Information:

COM: 3 yd. ♦
 WOOD SPECS: Oak, Maple
 MOIS. BARR: included
 CA TB133: +\$120

9113 SOFA, WOOD ARM

W: 63"	D: 26.5"	H: 31.5"	SW: 60"	SD: 19"	SH: 18"	AH: 24"	WT: 122 lb.		
B/COM	C	D	E	F	G	H	I	J	
Zone 1:	4126	4207	4306	4414	4576	4738	4896	5058	5215
Zone 2:	4228	4309	4408	4516	4678	4840	4998	5160	5317
Zone 3:	4330	4411	4510	4618	4780	4942	5100	5262	5419
Zone 4:	4431	4512	4611	4719	4881	5043	5201	5363	5520

General Information:

COM: 4.5 yd. ♦
 WOOD SPECS: Oak, Maple
 MOIS. BARR: included
 CA TB133: +\$180

9110-2T 2 SEAT TANDEM, WOOD ARM

W: 44.5"	D: 26.5"	H: 31.5"	SW: 20"	SD: 19"	SH: 18"	AH: 24"	WT: 90.5 lb.		
B/COM	C	D	E	F	G	H	I	J	
Zone 1:	3045	3099	3165	3237	3345	3453	3558	3666	3771
Zone 2:	3120	3174	3240	3312	3420	3528	3633	3741	3846
Zone 3:	3195	3249	3315	3387	3495	3603	3708	3816	3921
Zone 4:	3271	3325	3391	3463	3571	3679	3784	3892	3997

General Information:

COM: 3 yd. ♦
 WOOD SPECS: Oak, Maple
 MOIS. BARR: included
 CA TB133: +\$120

9110-3T 3 SEAT TANDEM, WOOD ARM

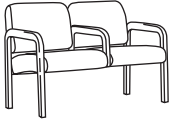
W: 66"	D: 26.5"	H: 31.5"	SW: 20"	SD: 19"	SH: 18"	AH: 24"	WT: 135 lb.		
B/COM	C	D	E	F	G	H	I	J	
Zone 1:	4413	4494	4593	4701	4863	5025	5183	5345	5502
Zone 2:	4522	4603	4702	4810	4972	5134	5292	5454	5611
Zone 3:	4631	4712	4811	4919	5081	5243	5401	5563	5720
Zone 4:	4740	4821	4920	5028	5190	5352	5510	5672	5829

General Information:

COM: 4.5 yd. ♦
 WOOD SPECS: Oak, Maple
 MOIS. BARR: included
 CA TB133: +\$180

When ordering specify:
 Product number
 Fabric vendor, pattern and color
 Oak or maple wood
 Finish

Tetra



9112-SC LOVESEAT, WOOD ARM, SHORT CENTER ARMS

W: 44.5"	D: 26.5"	H: 31.5"	SW: 20"	SD: 19"	SH: 18"	AH: 24"	WT: 89 lb.		
	B/COM	C	D	E	F	G	H	I	J
Zone 1:	3231	3285	3351	3423	3531	3639	3744	3852	3957
Zone 2:	3311	3365	3431	3503	3611	3719	3824	3932	4037
Zone 3:	3391	3445	3511	3583	3691	3799	3904	4012	4117
Zone 4:	3471	3525	3591	3663	3771	3879	3984	4092	4197

General Information:

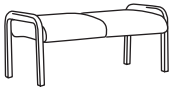
COM: 3 yd. ♦
 WOOD SPECS: Oak, Maple
 MOIS. BARR: included
 CA TB133: +\$120

9113-SC SOFA, WOOD ARM, SHORT CENTER ARMS

W: 66"	D: 26.5"	H: 31.5"	SW: 20"	SD: 19"	SH: 18"	AH: 24"	WT: 132 lb.		
	B/COM	C	D	E	F	G	H	I	J
Zone 1:	4738	4819	4918	5026	5188	5350	5508	5670	5827
Zone 2:	4855	4936	5035	5143	5305	5467	5625	5787	5944
Zone 3:	4972	5053	5152	5260	5422	5584	5742	5904	6061
Zone 4:	5089	5170	5269	5377	5539	5701	5859	6021	6178

General Information:

COM: 4.5 yd. ♦
 WOOD SPECS: Oak, Maple
 MOIS. BARR: included
 CA TB133: +\$180



9122 2 SEAT BENCH, WOOD ARM

W: 43"	D: 25.25"	H: 20"	SW: 40"	SD: 25.25"	SH: 18"	AH: 20"	WT: 53 lb.		
	B/COM	C	D	E	F	G	H	I	J
Zone 1:	1486	1527	1576	1630	1711	1792	1871	1952	2031
Zone 2:	1522	1563	1612	1666	1747	1828	1907	1988	2067
Zone 3:	1559	1600	1649	1703	1784	1865	1944	2025	2104
Zone 4:	1595	1636	1685	1739	1820	1901	1980	2061	2140

General Information:

COM: 2.25 yd. ♦
 WOOD SPECS: Oak, Maple
 MOIS. BARR: included
 CA TB133: +\$90

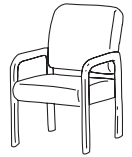
9123 3 SEAT BENCH, WOOD ARM

W: 63"	D: 25.25"	H: 20"	SW: 60"	SD: 25.25"	SH: 18"	AH: 20"	WT: 73 lb.		
	B/COM	C	D	E	F	G	H	I	J
Zone 1:	2025	2084	2155	2233	2350	2467	2581	2698	2812
Zone 2:	2075	2134	2205	2283	2400	2517	2631	2748	2862
Zone 3:	2124	2183	2254	2332	2449	2566	2680	2797	2911
Zone 4:	2174	2233	2304	2382	2499	2616	2730	2847	2961

General Information:

COM: 3.25 yd. ♦
 WOOD SPECS: Oak, Maple
 MOIS. BARR: included
 CA TB133: +\$130

- When ordering specify:
- Product number
 - Fabric vendor, pattern and color
 - Oak or maple wood
 - Finish



9151 CHAIR, WOOD ARM, MID BACK

W: 23"	D: 27"	H: 36"	SW: 20"	SD: 19"	SH: 18"	AH: 24"	WT: 54 lb.		
B/COM	C	D	E	F	G	H	I	J	
Zone 1:	1656	1692	1736	1784	1856	1928	1998	2070	2140
Zone 2:	1697	1733	1777	1825	1897	1969	2039	2111	2181
Zone 3:	1738	1774	1818	1866	1938	2010	2080	2152	2222
Zone 4:	1778	1814	1858	1906	1978	2050	2120	2192	2262

General Information:

COM: 2 yd. ♦
 WOOD SPECS: Oak, Maple
 MOIS. BARR: included
 CA TB133: +\$80

9152 LOVESEAT, WOOD ARM, MID BACK

W: 43"	D: 27"	H: 36"	SW: 40"	SD: 19"	SH: 18"	AH: 24"	WT: 86 lb.		
B/COM	C	D	E	F	G	H	I	J	
Zone 1:	3044	3103	3174	3252	3369	3486	3600	3717	3831
Zone 2:	3119	3178	3249	3327	3444	3561	3675	3792	3906
Zone 3:	3194	3253	3324	3402	3519	3636	3750	3867	3981
Zone 4:	3269	3328	3399	3477	3594	3711	3825	3942	4056

General Information:

COM: 3.25 yd. ♦
 WOOD SPECS: Oak, Maple
 MOIS. BARR: included
 CA TB133: +\$130

9153 SOFA, WOOD ARM, MID BACK

W: 63"	D: 27"	H: 36"	SW: 60"	SD: 19"	SH: 18"	AH: 24"	WT: 125 lb.		
B/COM	C	D	E	F	G	H	I	J	
Zone 1:	4301	4387	4491	4605	4776	4947	5113	5284	5451
Zone 2:	4407	4493	4597	4711	4882	5053	5219	5390	5557
Zone 3:	4513	4599	4703	4817	4988	5159	5325	5496	5663
Zone 4:	4619	4705	4809	4923	5094	5265	5431	5602	5769

General Information:

COM: 4.75 yd. ♦
 WOOD SPECS: Oak, Maple
 MOIS. BARR: included
 CA TB133: +\$190

9911 CHAIR, WOOD CAP

W: 26"	D: 26.5"	H: 31.5"	SW: 20"	SD: 19"	SH: 18"	AH: 24"	WT: 70 lb.		
B/COM	C	D	E	F	G	H	I	J	
Zone 1:	1931	1990	2061	2139	2256	2373	2487	2604	2718
Zone 2:	1978	2037	2108	2186	2303	2420	2534	2651	2765
Zone 3:	2026	2085	2156	2234	2351	2468	2582	2699	2813
Zone 4:	2073	2132	2203	2281	2398	2515	2629	2746	2860

General Information:

COM: 3.25 yd. ♦
 WOOD SPECS: Oak, Maple
 MOIS. BARR: included
 CA TB133: +\$130



9912 LOVESEAT, WOOD CAP

W: 46"	D: 26.5"	H: 31.5"	SW: 40"	SD: 19"	SH: 18"	AH: 24"	WT: 104 lb.		
B/COM	C	D	E	F	G	H	I	J	
Zone 1:	3268	3349	3448	3556	3718	3880	4038	4200	4357
Zone 2:	3348	3429	3528	3636	3798	3960	4118	4280	4437
Zone 3:	3429	3510	3609	3717	3879	4041	4199	4361	4518
Zone 4:	3509	3590	3689	3797	3959	4121	4279	4441	4598

General Information:

COM: 4.5 yd. ♦
 WOOD SPECS: Oak, Maple
 MOIS. BARR: included
 CA TB133: +\$180

9913 SOFA, WOOD CAP

W: 66"	D: 26.5"	H: 31.5"	SW: 60"	SD: 19"	SH: 18"	AH: 24"	WT: 142 lb.		
B/COM	C	D	E	F	G	H	I	J	
Zone 1:	4468	4572	4698	4836	5043	5250	5451	5658	5860
Zone 2:	4578	4682	4808	4946	5153	5360	5561	5768	5970
Zone 3:	4688	4792	4918	5056	5263	5470	5671	5878	6080
Zone 4:	4798	4902	5028	5166	5373	5580	5781	5988	6190

General Information:

COM: 5.75 yd. ♦
 WOOD SPECS: Oak, Maple
 MOIS. BARR: included
 CA TB133: +\$230

When ordering specify:
 Product number
 Fabric vendor, pattern and color
 Oak or maple wood
 Finish

9910-2T 2 SEAT TANDEM, WOOD CAP

W: 49"	D: 26.5"	H: 31.5"	SW: 20"	SD: 19"	SH: 18"	AH: 24"	WT: 119 lb.		
	B/COM	C	D	E	F	G	H	I	J
Zone 1:	3462	3557	3672	3798	3987	4176	4360	4549	4733
Zone 2:	3547	3642	3757	3883	4072	4261	4445	4634	4818
Zone 3:	3632	3727	3842	3968	4157	4346	4530	4719	4903
Zone 4:	3717	3812	3927	4053	4242	4431	4615	4804	4988

General Information:

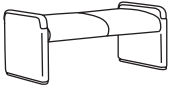
COM: 5.25 yd. ♦
 WOOD SPECS: Oak, Maple
 MOIS. BARR: included
 CA TB133: +\$210

9910-3T 3 SEAT TANDEM, WOOD CAP

W: 72"	D: 26.5"	H: 31.5"	SW: 20"	SD: 19"	SH: 18"	AH: 24"	WT: 172 lb.		
	B/COM	C	D	E	F	G	H	I	J
Zone 1:	4976	5116	5286	5472	5751	6030	6301	6580	6852
Zone 2:	5098	5238	5408	5594	5873	6152	6423	6702	6974
Zone 3:	5220	5360	5530	5716	5995	6274	6545	6824	7096
Zone 4:	5342	5482	5652	5838	6117	6396	6667	6946	7218

General Information:

COM: 7.75 yd. ♦
 WOOD SPECS: Oak, Maple
 MOIS. BARR: included
 CA TB133: +\$310



9922 2 SEAT BENCH, WOOD CAP

W: 46"	D: 25.25"	H: 20"	SW: 40"	SD: 25.25"	SH: 18"	AH: 20"	WT: 71 lb.		
	B/COM	C	D	E	F	G	H	I	J
Zone 1:	1684	1743	1814	1892	2009	2126	2240	2357	2471
Zone 2:	1725	1784	1855	1933	2050	2167	2281	2398	2512
Zone 3:	1766	1825	1896	1974	2091	2208	2322	2439	2553
Zone 4:	1807	1866	1937	2015	2132	2249	2363	2480	2594

General Information:

COM: 3.25 yd. ♦
 WOOD SPECS: Oak, Maple
 MOIS. BARR: included
 CA TB133: +\$130


9923 3 SEAT BENCH, WOOD CAP

W: 66"	D: 25.25"	H: 20"	SW: 60"	SD: 25.25"	SH: 18"	AH: 20"	WT: 91 lb.		
	B/COM	C	D	E	F	G	H	I	J
Zone 1:	2231	2303	2391	2487	2631	2775	2915	3059	3199
Zone 2:	2286	2358	2446	2542	2686	2830	2970	3114	3254
Zone 3:	2340	2412	2500	2596	2740	2884	3024	3168	3308
Zone 4:	2395	2467	2555	2651	2795	2939	3079	3223	3363

General Information:

COM: 4 yd. ♦
 WOOD SPECS: Oak, Maple
 MOIS. BARR: included
 CA TB133: +\$160

- When ordering specify:
- Product number
 - Fabric vendor, pattern and color
 - Oak or maple wood
 - Finish



9951 CHAIR, WOOD CAP, MID BACK

W: 26"	D: 27"	H: 36"	SW: 20"	SD: 19"	SH: 18"	AH: 24"	WT: 71 lb.		
	B/COM	C	D	E	F	G	H	I	J
Zone 1:	1991	2054	2131	2215	2341	2467	2590	2716	2838
Zone 2:	2040	2103	2180	2264	2390	2516	2639	2765	2887
Zone 3:	2088	2151	2228	2312	2438	2564	2687	2813	2935
Zone 4:	2137	2200	2277	2361	2487	2613	2736	2862	2984

General Information:

COM: 3.5 yd. ♦
 WOOD SPECS: Oak, Maple
 MOIS. BARR: included
 CA TB133: +\$140

9952 LOVESEAT, WOOD CAP, MID BACK

W: 46"	D: 27"	H: 36"	SW: 40"	SD: 19"	SH: 18"	AH: 24"	WT: 106 lb.		
	B/COM	C	D	E	F	G	H	I	J
Zone 1:	3387	3477	3587	3707	3887	4067	4242	4422	4597
Zone 2:	3470	3560	3670	3790	3970	4150	4325	4505	4680
Zone 3:	3553	3643	3753	3873	4053	4233	4408	4588	4763
Zone 4:	3637	3727	3837	3957	4137	4317	4492	4672	4847

General Information:

COM: 5 yd. ♦
 WOOD SPECS: Oak, Maple
 MOIS. BARR: included
 CA TB133: +\$200

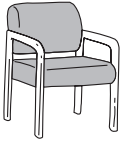
9953 SOFA, WOOD CAP, MID BACK

W: 66"	D: 27"	H: 36"	SW: 60"	SD: 19"	SH: 18"	AH: 24"	WT: 145 lb.		
	B/COM	C	D	E	F	G	H	I	J
Zone 1:	4634	4747	4884	5034	5259	5484	5703	5928	6147
Zone 2:	4748	4861	4998	5148	5373	5598	5817	6042	6261
Zone 3:	4862	4975	5112	5262	5487	5712	5931	6156	6375
Zone 4:	4976	5089	5226	5376	5601	5826	6045	6270	6489

General Information:

COM: 6.25 yd. ♦
 WOOD SPECS: Oak, Maple
 MOIS. BARR: included
 CA TB133: +\$250

When ordering specify:
 Product number
 Fabric vendor, pattern and color
 Oak or maple wood
 Finish



■ 9111-M 1 SEAT, FOR WOOD ARMS, MODULAR

W: –	D: 26.5"	H: 31.5"	SW: 20"	SD: 19"	SH: 18"	AH: –	WT: 40 lb.		
	B/COM	C	D	E	F	G	H	I	J
Zone 1:	1070	1106	1150	1198	1270	1342	1412	1484	1554
Zone 2:	1096	1132	1176	1224	1296	1368	1438	1510	1580
Zone 3:	1122	1158	1202	1250	1322	1394	1464	1536	1606
Zone 4:	1148	1184	1228	1276	1348	1420	1490	1562	1632

Shaded portion of the illustration indicates the product being described. Modular seating orders must include a layout to ensure proper configuration. **Arms MUST be ordered separately from seat and back cushions** - please note the product descriptions on this page.

General Information:

COM: 2 yd. ♦
WOOD SPECS: n/a
MOIS. BARR: included
CA TB133: +\$80

■ ■ 9112-M 2 SEAT, FOR WOOD ARMS, MODULAR

W: –	D: 26.5"	H: 31.5"	SW: 40"	SD: 19"	SH: 18"	AH: –	WT: 74 lb.		
	B/COM	C	D	E	F	G	H	I	J
Zone 1:	2465	2519	2585	2657	2765	2873	2978	3086	3191
Zone 2:	2526	2580	2646	2718	2826	2934	3039	3147	3252
Zone 3:	2586	2640	2706	2778	2886	2994	3099	3207	3312
Zone 4:	2647	2701	2767	2839	2947	3055	3160	3268	3373

Shaded portion of the illustration indicates the product being described. Modular seating orders must include a layout to ensure proper configuration. **Arms MUST be ordered separately from seat and back cushions** - please note the product descriptions on this page.

General Information:

COM: 3 yd. ♦
WOOD SPECS: n/a
MOIS. BARR: included
CA TB133: +\$120

■ ■ ■ 9113-M 3 SEAT, FOR WOOD ARMS, MODULAR

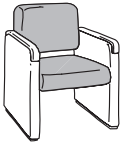
W: –	D: 26.5"	H: 31.5"	SW: 60"	SD: 19"	SH: 18"	AH: –	WT: 109 lb.		
	B/COM	C	D	E	F	G	H	I	J
Zone 1:	3724	3805	3904	4012	4174	4336	4494	4656	4813
Zone 2:	3816	3897	3996	4104	4266	4428	4586	4748	4905
Zone 3:	3908	3989	4088	4196	4358	4520	4678	4840	4997
Zone 4:	3999	4080	4179	4287	4449	4611	4769	4931	5088

Shaded portion of the illustration indicates the product being described. Modular seating orders must include a layout to ensure proper configuration. **Arms MUST be ordered separately from seat and back cushions** - please note the product descriptions on this page.

General Information:

COM: 4.5 yd. ♦
WOOD SPECS: n/a
MOIS. BARR: included
CA TB133: +\$180

■ 9911-M 1 SEAT, FOR WOOD CAP ARMS, MODULAR



W: –	D: 26.5"	H: 31.5"	SW: 20"	SD: 19"	SH: 18"	AH: –	WT: 40 lb.		
	B/COM	C	D	E	F	G	H	I	J
Zone 1:	1070	1106	1150	1198	1270	1342	1412	1484	1554
Zone 2:	1096	1132	1176	1224	1296	1368	1438	1510	1580
Zone 3:	1122	1158	1202	1250	1322	1394	1464	1536	1606
Zone 4:	1148	1184	1228	1276	1348	1420	1490	1562	1632

Shaded portion of the illustration indicates the product being described. Modular seating orders must include a layout to ensure proper configuration. **Arms MUST be ordered separately from seat and back cushions** - please note the product descriptions on this page.

General Information:

COM: 2 yd. ♦
WOOD SPECS: n/a
MOIS. BARR: included
CA TB133: +\$80

■ ■ 9912-M 2 SEAT, FOR WOOD CAP ARMS, MODULAR

W: –	D: 26.5"	H: 31.5"	SW: 40"	SD: 19"	SH: 18"	AH: –	WT: 74 lb.		
	B/COM	C	D	E	F	G	H	I	J
Zone 1:	2465	2519	2585	2657	2765	2873	2978	3086	3191
Zone 2:	2526	2580	2646	2718	2826	2934	3039	3147	3252
Zone 3:	2586	2640	2706	2778	2886	2994	3099	3207	3312
Zone 4:	2647	2701	2767	2839	2947	3055	3160	3268	3373

Shaded portion of the illustration indicates the product being described. Modular seating orders must include a layout to ensure proper configuration. **Arms MUST be ordered separately from seat and back cushions** - please note the product descriptions on this page.

General Information:

COM: 3 yd. ♦
WOOD SPECS: n/a
MOIS. BARR: included
CA TB133: +\$120

■ ■ ■ 9913-M 3 SEAT, FOR WOOD CAP ARMS, MODULAR

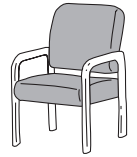
W: –	D: 26.5"	H: 31.5"	SW: 60"	SD: 19"	SH: 18"	AH: –	WT: 109 lb.		
	B/COM	C	D	E	F	G	H	I	J
Zone 1:	3724	3805	3904	4012	4174	4336	4494	4656	4813
Zone 2:	3816	3897	3996	4104	4266	4428	4586	4748	4905
Zone 3:	3908	3989	4088	4196	4358	4520	4678	4840	4997
Zone 4:	3999	4080	4179	4287	4449	4611	4769	4931	5088

Shaded portion of the illustration indicates the product being described. Modular seating orders must include a layout to ensure proper configuration. **Arms MUST be ordered separately from seat and back cushions** - please note the product descriptions on this page.

General Information:

COM: 4.5 yd. ♦
WOOD SPECS: n/a
MOIS. BARR: included
CA TB133: +\$180

When ordering specify:
 Product number
 Fabric vendor, pattern and color
 Room layout



■ 9151-M 1 SEAT, MID BACK, FOR WOOD ARMS, MODULAR

W: –	D: 27"	H: 36"	SW: 20"	SD: 19"	SH: 18"	AH: –	WT: 41 lb.		
	B/COM	C	D	E	F	G	H	I	J
Zone 1:	1129	1165	1209	1257	1329	1401	1471	1543	1613
Zone 2:	1157	1193	1237	1285	1357	1429	1499	1571	1641
Zone 3:	1184	1220	1264	1312	1384	1456	1526	1598	1668
Zone 4:	1212	1248	1292	1340	1412	1484	1554	1626	1696

Shaded portion of the illustration indicates the product being described. Modular seating orders must include a layout to ensure proper configuration. **Arms MUST be ordered separately from seat and back cushions** - please note the product descriptions on this page.

General Information:

COM: 2 yd. ♦
WOOD SPECS: n/a
MOIS. BARR: included
CA TB133: +\$80

■ ■ 9152-M 2 SEAT, MID BACK, FOR WOOD ARMS, MODULAR

W: –	D: 27"	H: 36"	SW: 40"	SD: 19"	SH: 18"	AH: –	WT: 76 lb.		
	B/COM	C	D	E	F	G	H	I	J
Zone 1:	2585	2644	2715	2793	2910	3027	3141	3258	3372
Zone 2:	2649	2708	2779	2857	2974	3091	3205	3322	3436
Zone 3:	2712	2771	2842	2920	3037	3154	3268	3385	3499
Zone 4:	2776	2835	2906	2984	3101	3218	3332	3449	3563

Shaded portion of the illustration indicates the product being described. Modular seating orders must include a layout to ensure proper configuration. **Arms MUST be ordered separately from seat and back cushions** - please note the product descriptions on this page.

General Information:

COM: 3.25 yd. ♦
WOOD SPECS: n/a
MOIS. BARR: included
CA TB133: +\$130

■ ■ ■ 9153-M 3 SEAT, MID BACK, FOR WOOD ARMS, MODULAR

W: –	D: 27"	H: 36"	SW: 60"	SD: 19"	SH: 18"	AH: –	WT: 112 lb.		
	B/COM	C	D	E	F	G	H	I	J
Zone 1:	3906	3992	4096	4210	4381	4552	4718	4889	5056
Zone 2:	4002	4088	4192	4306	4477	4648	4814	4985	5152
Zone 3:	4098	4184	4288	4402	4573	4744	4910	5081	5248
Zone 4:	4195	4281	4385	4499	4670	4841	5007	5178	5345

Shaded portion of the illustration indicates the product being described. Modular seating orders must include a layout to ensure proper configuration. **Arms MUST be ordered separately from seat and back cushions** - please note the product descriptions on this page.

General Information:

COM: 4.75 yd. ♦
WOOD SPECS: n/a
MOIS. BARR: included
CA TB133: +\$190


■ 9951-M 1 SEAT, MID BACK, FOR WOOD CAP ARMS, MODULAR

W: –	D: 27"	H: 36"	SW: 20"	SD: 19"	SH: 18"	AH: –	WT: 41 lb.		
	B/COM	C	D	E	F	G	H	I	J
Zone 1:	1129	1165	1209	1257	1329	1401	1471	1543	1613
Zone 2:	1157	1193	1237	1285	1357	1429	1499	1571	1641
Zone 3:	1184	1220	1264	1312	1384	1456	1526	1598	1668
Zone 4:	1212	1248	1292	1340	1412	1484	1554	1626	1696

Shaded portion of the illustration indicates the product being described. Modular seating orders must include a layout to ensure proper configuration. **Arms MUST be ordered separately from seat and back cushions** - please note the product descriptions on this page.

General Information:

COM: 2 yd. ♦
WOOD SPECS: n/a
MOIS. BARR: included
CA TB133: +\$80



■ ■ 9952-M 2 SEAT, MID BACK, FOR WOOD CAP ARMS, MODULAR

W: –	D: 27"	H: 36"	SW: 40"	SD: 19"	SH: 18"	AH: –	WT: 76 lb.		
	B/COM	C	D	E	F	G	H	I	J
Zone 1:	2585	2644	2715	2793	2910	3027	3141	3258	3372
Zone 2:	2649	2708	2779	2857	2974	3091	3205	3322	3436
Zone 3:	2712	2771	2842	2920	3037	3154	3268	3385	3499
Zone 4:	2776	2835	2906	2984	3101	3218	3332	3449	3563

Shaded portion of the illustration indicates the product being described. Modular seating orders must include a layout to ensure proper configuration. **Arms MUST be ordered separately from seat and back cushions** - please note the product descriptions on this page.

General Information:

COM: 3.25 yd. ♦
WOOD SPECS: n/a
MOIS. BARR: included
CA TB133: +\$130

■ ■ ■ 9953-M 3 SEAT, MID BACK, FOR WOOD CAP ARMS, MODULAR

W: –	D: 27"	H: 36"	SW: 60"	SD: 19"	SH: 18"	AH: –	WT: 112 lb.		
	B/COM	C	D	E	F	G	H	I	J
Zone 1:	3906	3992	4096	4210	4381	4552	4718	4889	5056
Zone 2:	4002	4088	4192	4306	4477	4648	4814	4985	5152
Zone 3:	4098	4184	4288	4402	4573	4744	4910	5081	5248
Zone 4:	4195	4281	4385	4499	4670	4841	5007	5178	5345

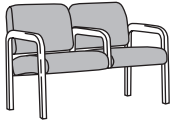
Shaded portion of the illustration indicates the product being described. Modular seating orders must include a layout to ensure proper configuration. **Arms MUST be ordered separately from seat and back cushions** - please note the product descriptions on this page.

General Information:

COM: 4.75 yd. ♦
WOOD SPECS: n/a
MOIS. BARR: included
CA TB133: +\$190

- When ordering specify:
- Product number
 - Fabric vendor, pattern and color
 - Room layout

Tetra modular seats



9012-SC 2 SEAT, WITH SHORT CENTER ARMS, FOR WOOD ARMS, MODULAR

W: 41.5"	D: 26.5"	H: 31.5"	SW: 20"	SD: 19"	SH: 18"	AH: 24"	WT: 80 lb.		
	B/COM	C	D	E	F	G	H	I	J
Zone 1:	2767	2821	2887	2959	3067	3175	3280	3388	3493
Zone 2:	2835	2889	2955	3027	3135	3243	3348	3456	3561
Zone 3:	2904	2958	3024	3096	3204	3312	3417	3525	3630
Zone 4:	2972	3026	3092	3164	3272	3380	3485	3593	3698

Shaded portion of the illustration indicates the product being described. Modular seating orders must include a layout to ensure proper configuration.
Arms MUST be ordered separately from seat and back cushions - please note the product descriptions on this page.

General Information:

COM: 3 yd. ♦
 WOOD SPECS: n/a
 MOIS. BARR: included
 CA TB133: +\$120

9013-SC 3 SEAT, WITH SHORT CENTER ARMS, FOR WOOD ARMS, MODULAR

W: 63"	D: 26.5"	H: 31.5"	SW: 20"	SD: 19"	SH: 18"	AH: 24"	WT: 123 lb.		
	B/COM	C	D	E	F	G	H	I	J
Zone 1:	4333	4414	4513	4621	4783	4945	5103	5265	5422
Zone 2:	4440	4521	4620	4728	4890	5052	5210	5372	5529
Zone 3:	4547	4628	4727	4835	4997	5159	5317	5479	5636
Zone 4:	4654	4735	4834	4942	5104	5266	5424	5586	5743

Shaded portion of the illustration indicates the product being described. Modular seating orders must include a layout to ensure proper configuration.
Arms MUST be ordered separately from seat and back cushions - please note the product descriptions on this page.

General Information:

COM: 4.5 yd. ♦
 WOOD SPECS: Oak, Maple
 MOIS. BARR: included
 CA TB133: +\$180

- When ordering specify:
- Product number
 - Fabric vendor, pattern and color
 - Oak or maple wood
 - Finish
 - Room layout

9110-LA LEFT ARM, WOOD, MODULAR

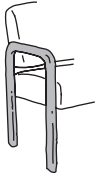
W: 1.5" D: 23" H: 24" WT: 6.5 lb.

Price by Shipping Zone				
Zone	1	2	3	4
	303	311	318	326

Shaded portion of the illustration indicates the product being described. Modular seating orders must include a layout to ensure proper configuration. **Seat and back cushions MUST be ordered separately from arms** - please note the product descriptions on this page.

General Information:

COM: n/a ♦
 WOOD SPECS: Oak, Maple
 MOIS. BARR: n/a
 CA TB133: n/a



9110-RA RIGHT ARM, WOOD, MODULAR

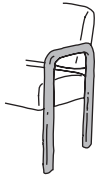
W: 1.5" D: 23" H: 24" WT: 6.5 lb.

Price by Shipping Zone				
Zone	1	2	3	4
	303	311	318	326

Shaded portion of the illustration indicates the product being described. Modular seating orders must include a layout to ensure proper configuration. **Seat and back cushions MUST be ordered separately from arms** - please note the product descriptions on this page.

General Information:

COM: n/a ♦
 WOOD SPECS: Oak, Maple
 MOIS. BARR: n/a
 CA TB133: n/a



9110-CA CENTER ARM, WOOD, MODULAR

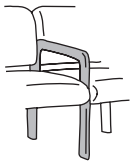
W: 1.5" D: 23" H: 24" WT: 6.5 lb.

Price by Shipping Zone				
Zone	1	2	3	4
	303	311	318	326

Shaded portion of the illustration indicates the product being described. Modular seating orders must include a layout to ensure proper configuration. **Seat and back cushions MUST be ordered separately from arms** - please note the product descriptions on this page.

General Information:

COM: n/a ♦
 WOOD SPECS: Oak, Maple
 MOIS. BARR: n/a
 CA TB133: n/a



9110-LT LEFT ARM TO TABLE, WOOD, MODULAR

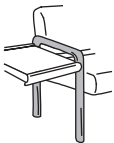
W: 1.5" D: 23" H: 24" WT: 6.5 lb.

Price by Shipping Zone				
Zone	1	2	3	4
	303	311	318	326

Shaded portion of the illustration indicates the product being described. Modular seating orders must include a layout to ensure proper configuration. **Seat and back cushions MUST be ordered separately from arms** - please note the product descriptions on this page.

General Information:

COM: n/a ♦
 WOOD SPECS: Oak, Maple
 MOIS. BARR: n/a
 CA TB133: n/a



9110-RT RIGHT ARM TO TABLE, WOOD, MODULAR

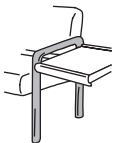
W: 1.5" D: 23" H: 24" WT: 6.5 lb.

Price by Shipping Zone				
Zone	1	2	3	4
	303	311	318	326

Shaded portion of the illustration indicates the product being described. Modular seating orders must include a layout to ensure proper configuration. **Seat and back cushions MUST be ordered separately from arms** - please note the product descriptions on this page.

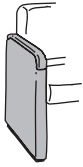
General Information:

COM: n/a ♦
 WOOD SPECS: Oak, Maple
 MOIS. BARR: n/a
 CA TB133: n/a



When ordering specify:
 Product number
 Oak or maple wood
 Finish
 Room layout

Tetra modular arms



9910-LA LEFT ARM, WOOD CAP, MODULAR

W: 3" D: 23" H: 24" WT: 15 lb.

	B/COM	C	D	E	F	G	H	I	J
Zone 1:	452	479	512	548	602	656	709	763	815
Zone 2:	463	490	523	559	613	667	720	774	826
Zone 3:	474	501	534	570	624	678	731	785	837
Zone 4:	485	512	545	581	635	689	742	796	848

Shaded portion of the illustration indicates the product being described. Modular seating orders must include a layout to ensure proper configuration. **Seat and back cushions MUST be ordered separately from arms** - please note the product descriptions on this page.

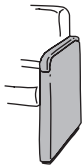
General Information:

COM: 1.5 yd. ♦

WOOD SPECS: Oak, Maple

MOIS. BARR: included

CA TB133: +\$60



9910-RA RIGHT ARM, WOOD CAP, MODULAR

W: 3" D: 23" H: 24" WT: 15 lb.

	B/COM	C	D	E	F	G	H	I	J
Zone 1:	452	479	512	548	602	656	709	763	815
Zone 2:	463	490	523	559	613	667	720	774	826
Zone 3:	474	501	534	570	624	678	731	785	837
Zone 4:	485	512	545	581	635	689	742	796	848

Shaded portion of the illustration indicates the product being described. Modular seating orders must include a layout to ensure proper configuration. **Seat and back cushions MUST be ordered separately from arms** - please note the product descriptions on this page.

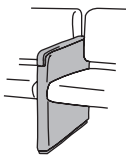
General Information:

COM: 1.5 yd. ♦

WOOD SPECS: Oak, Maple

MOIS. BARR: included

CA TB133: +\$60



9910-CA CENTER ARM, WOOD CAP, MODULAR

W: 3" D: 23" H: 24" WT: 15 lb.

	B/COM	C	D	E	F	G	H	I	J
Zone 1:	452	479	512	548	602	656	709	763	815
Zone 2:	463	490	523	559	613	667	720	774	826
Zone 3:	474	501	534	570	624	678	731	785	837
Zone 4:	485	512	545	581	635	689	742	796	848

Shaded portion of the illustration indicates the product being described. Modular seating orders must include a layout to ensure proper configuration. **Seat and back cushions MUST be ordered separately from arms** - please note the product descriptions on this page.

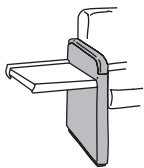
General Information:

COM: 1.5 yd. ♦

WOOD SPECS: Oak, Maple

MOIS. BARR: included

CA TB133: +\$60



9910-LT LEFT ARM TO TABLE, WOOD CAP, MODULAR

W: 3" D: 23" H: 24" WT: 15 lb.

	B/COM	C	D	E	F	G	H	I	J
Zone 1:	452	479	512	548	602	656	709	763	815
Zone 2:	463	490	523	559	613	667	720	774	826
Zone 3:	474	501	534	570	624	678	731	785	837
Zone 4:	485	512	545	581	635	689	742	796	848

Shaded portion of the illustration indicates the product being described. Modular seating orders must include a layout to ensure proper configuration. **Seat and back cushions MUST be ordered separately from arms** - please note the product descriptions on this page.

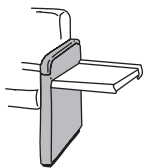
General Information:

COM: 1.5 yd. ♦

WOOD SPECS: Oak, Maple

MOIS. BARR: included

CA TB133: +\$60



9910-RT RIGHT ARM TO TABLE, WOOD CAP, MODULAR

W: 3" D: 23" H: 24" WT: 15 lb.

	B/COM	C	D	E	F	G	H	I	J
Zone 1:	452	479	512	548	602	656	709	763	815
Zone 2:	463	490	523	559	613	667	720	774	826
Zone 3:	474	501	534	570	624	678	731	785	837
Zone 4:	485	512	545	581	635	689	742	796	848

Shaded portion of the illustration indicates the product being described. Modular seating orders must include a layout to ensure proper configuration. **Seat and back cushions MUST be ordered separately from arms** - please note the product descriptions on this page.

General Information:

COM: 1.5 yd. ♦

WOOD SPECS: Oak, Maple

MOIS. BARR: included

CA TB133: +\$60

- When ordering specify:
- Product number
 - Fabric vendor, pattern and color
 - Oak or maple wood
 - Finish
 - Room layout

9010-ST-20 SPANNER TABLE, 20" WIDE, MODULAR

W: 20" D: 21.5" H: 21" WT: 28 lb.

Price by Shipping Zone				
Zone	1	2	3	4
	413	423	434	444

Shaded portion of the illustration indicates the product being described. Modular seating orders must include a layout to ensure proper configuration.

General Information:

COM: n/a ♦
 WOOD SPECS: Oak, Maple
 MOIS. BARR: n/a
 CA TB133: n/a



9010-ST-24 SPANNER TABLE, 24" WIDE, MODULAR

W: 24" D: 21.5" H: 21" WT: 33 lb.

Price by Shipping Zone				
Zone	1	2	3	4
	521	534	547	560

Shaded portion of the illustration indicates the product being described. Modular seating orders must include a layout to ensure proper configuration.

General Information:

COM: n/a ♦
 WOOD SPECS: Oak, Maple
 MOIS. BARR: n/a
 CA TB133: n/a

9010-CT CORNER TABLE, MODULAR

W: 27.375" D: 21.5" H: 21" WT: 42 lb.

Price by Shipping Zone				
Zone	1	2	3	4
	750	769	788	806

Shaded portion of the illustration indicates the product being described. Modular seating orders must include a layout to ensure proper configuration.

General Information:

COM: n/a ♦
 WOOD SPECS: Oak, Maple
 MOIS. BARR: n/a
 CA TB133: n/a



- When ordering specify:
- Product number
 - Fabric vendor, pattern and color
 - Oak or maple wood
 - Finish
 - Room layout



9111B30 BARIATRIC CHAIR, 30" SEAT, WOOD ARM

W: 33"	D: 26.5"	H: 31.5"	SW: 30"	SD: 19"	SH: 18"	AH: 24"	WT: 57 lb.		
	B/COM	C	D	E	F	G	H	I	J
Zone 1:	2568	2618	2678	2744	2843	2942	3038	3137	3234
Zone 2:	2631	2681	2741	2807	2906	3005	3101	3200	3297
Zone 3:	2695	2745	2805	2871	2970	3069	3165	3264	3361
Zone 4:	2758	2808	2868	2934	3033	3132	3228	3327	3424

General Information:

COM: 2.75 yd. ♦
 WOOD SPECS: Oak, Maple
 MOIS. BARR: included
 CA TB133: +\$110

9111B40 BARIATRIC LOVESEAT, 40" SEAT, WOOD ARM

W: 43"	D: 26.5"	H: 31.5"	SW: 40"	SD: 19"	SH: 18"	AH: 24"	WT: 71 lb.		
	B/COM	C	D	E	F	G	H	I	J
Zone 1:	2930	2980	3040	3106	3205	3304	3400	3499	3596
Zone 2:	3002	3052	3112	3178	3277	3376	3472	3571	3668
Zone 3:	3075	3125	3185	3251	3350	3449	3545	3644	3741
Zone 4:	3147	3197	3257	3323	3422	3521	3617	3716	3813

General Information:

COM: 2.75 yd. ♦
 WOOD SPECS: Oak, Maple
 MOIS. BARR: included
 CA TB133: +\$110



9151B30 BARIATRIC CHAIR, 30" SEAT, WOOD ARM, MID BACK

W: 33"	D: 27"	H: 36"	SW: 30"	SD: 19"	SH: 18"	AH: 24"	WT: 61 lb.		
	B/COM	C	D	E	F	G	H	I	J
Zone 1:	2666	2720	2786	2858	2966	3074	3179	3287	3392
Zone 2:	2732	2786	2852	2924	3032	3140	3245	3353	3458
Zone 3:	2798	2852	2918	2990	3098	3206	3311	3419	3524
Zone 4:	2863	2917	2983	3055	3163	3271	3376	3484	3589

General Information:

COM: 3 yd. ♦
 WOOD SPECS: Oak, Maple
 MOIS. BARR: included
 CA TB133: +\$120

9151B40 BARIATRIC LOVESEAT, 40" SEAT, WOOD ARM, MID BACK

W: 43"	D: 27"	H: 36"	SW: 40"	SD: 19"	SH: 18"	AH: 24"	WT: 75 lb.		
	B/COM	C	D	E	F	G	H	I	J
Zone 1:	3043	3097	3163	3235	3343	3451	3556	3664	3769
Zone 2:	3118	3172	3238	3310	3418	3526	3631	3739	3844
Zone 3:	3193	3247	3313	3385	3493	3601	3706	3814	3919
Zone 4:	3269	3323	3389	3461	3569	3677	3782	3890	3995

General Information:

COM: 3 yd. ♦
 WOOD SPECS: Oak, Maple
 MOIS. BARR: included
 CA TB133: +\$120

- When ordering specify:
- Product number
 - Fabric vendor, pattern and color
 - Oak or maple wood
 - Finish

 9911B30 BARIATRIC CHAIR, 30" SEAT, WOOD CAP

W: 36"	D: 26.5"	H: 31.5"	SW: 30"	SD: 19"	SH: 18"	AH: 24"	WT: 74 lb.		
	B/COM	C	D	E	F	G	H	I	J
Zone 1:	2864	2936	3024	3120	3264	3408	3548	3692	3832
Zone 2:	2934	3006	3094	3190	3334	3478	3618	3762	3902
Zone 3:	3005	3077	3165	3261	3405	3549	3689	3833	3973
Zone 4:	3075	3147	3235	3331	3475	3619	3759	3903	4043

General Information:

COM: 4 yd. ♦
 WOOD SPECS: Oak, Maple
 MOIS. BARR: included
 CA TB133: +\$160



 9911B40 BARIATRIC LOVESEAT, 40" SEAT, WOOD CAP

W: 46"	D: 26.5"	H: 31.5"	SW: 40"	SD: 19"	SH: 18"	AH: 24"	WT: 88 lb.		
	B/COM	C	D	E	F	G	H	I	J
Zone 1:	3271	3348	3441	3543	3696	3849	3998	4151	4300
Zone 2:	3351	3428	3521	3623	3776	3929	4078	4231	4380
Zone 3:	3432	3509	3602	3704	3857	4010	4159	4312	4461
Zone 4:	3513	3590	3683	3785	3938	4091	4240	4393	4542

General Information:

COM: 4.25 yd. ♦
 WOOD SPECS: Oak, Maple
 MOIS. BARR: included
 CA TB133: +\$170

 9951B30 BARIATRIC CHAIR, 30" SEAT, WOOD CAP, MID BACK

W: 36"	D: 27"	H: 36"	SW: 30"	SD: 19"	SH: 18"	AH: 24"	WT: 78 lb.		
	B/COM	C	D	E	F	G	H	I	J
Zone 1:	2964	3041	3134	3236	3389	3542	3691	3844	3993
Zone 2:	3037	3114	3207	3309	3462	3615	3764	3917	4066
Zone 3:	3110	3187	3280	3382	3535	3688	3837	3990	4139
Zone 4:	3182	3259	3352	3454	3607	3760	3909	4062	4211

General Information:

COM: 4.25 yd. ♦
 WOOD SPECS: Oak, Maple
 MOIS. BARR: included
 CA TB133: +\$170



 9951B40 BARIATRIC LOVESEAT, 40" SEAT, WOOD CAP, MID BACK

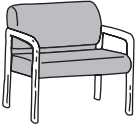
W: 46"	D: 27"	H: 36"	SW: 40"	SD: 19"	SH: 18"	AH: 24"	WT: 92 lb.		
	B/COM	C	D	E	F	G	H	I	J
Zone 1:	3384	3465	3564	3672	3834	3996	4154	4316	4473
Zone 2:	3467	3548	3647	3755	3917	4079	4237	4399	4556
Zone 3:	3550	3631	3730	3838	4000	4162	4320	4482	4639
Zone 4:	3634	3715	3814	3922	4084	4246	4404	4566	4723

General Information:

COM: 4.5 yd. ♦
 WOOD SPECS: Oak, Maple
 MOIS. BARR: included
 CA TB133: +\$180

When ordering specify:
 Product number
 Fabric vendor, pattern and color
 Oak or maple wood
 Finish

Tetra bariatric modular seats



9111B30-M BARIATRIC 1 SEAT, 30" SEAT, FOR WOOD ARMS, MODULAR

W: –	D: 26.5"	H: 31.5"	SW: 30"	SD: 19"	SH: 18"	AH: –	WT: 44 lb.		
	B/COM	C	D	E	F	G	H	I	J
Zone 1:	2164	2214	2274	2340	2439	2538	2634	2733	2830
Zone 2:	2217	2267	2327	2393	2492	2591	2687	2786	2883
Zone 3:	2271	2321	2381	2447	2546	2645	2741	2840	2937
Zone 4:	2324	2374	2434	2500	2599	2698	2794	2893	2990

Shaded portion of the illustration indicates the product being described. Modular seating orders must include a layout to ensure proper configuration. **Arms MUST be ordered separately from seat and back cushions** - please note the product descriptions on this page.

General Information:

COM: 2.75 yd. ♦
WOOD SPECS: n/a
MOIS. BARR: included
CA TB133: +\$110

9111B40-M BARIATRIC 1 LOVESEAT, 40" SEAT, FOUR WOOD ARMS, MODULAR

W: –	D: 26.5"	H: 31.5"	SW: 40"	SD: 19"	SH: 18"	AH: –	WT: 58 lb.		
	B/COM	C	D	E	F	G	H	I	J
Zone 1:	2466	2516	2576	2642	2741	2840	2936	3035	3132
Zone 2:	2527	2577	2637	2703	2802	2901	2997	3096	3193
Zone 3:	2588	2638	2698	2764	2863	2962	3058	3157	3254
Zone 4:	2648	2698	2758	2824	2923	3022	3118	3217	3314

Shaded portion of the illustration indicates the product being described. Modular seating orders must include a layout to ensure proper configuration. **Arms MUST be ordered separately from seat and back cushions** - please note the product descriptions on this page.

General Information:

COM: 2.75 yd. ♦
WOOD SPECS: n/a
MOIS. BARR: included
CA TB133: +\$110



9911B30-M BARIATRIC 1 SEAT, 30" SEAT, FOR WOOD CAP ARMS, MODULAR

W: –	D: 26.5"	H: 31.5"	SW: 30"	SD: 19"	SH: 18"	AH: –	WT: 44 lb.		
	B/COM	C	D	E	F	G	H	I	J
Zone 1:	2164	2214	2274	2340	2439	2538	2634	2733	2830
Zone 2:	2217	2267	2327	2393	2492	2591	2687	2786	2883
Zone 3:	2271	2321	2381	2447	2546	2645	2741	2840	2937
Zone 4:	2324	2374	2434	2500	2599	2698	2794	2893	2990

Shaded portion of the illustration indicates the product being described. Modular seating orders must include a layout to ensure proper configuration. **Arms MUST be ordered separately from seat and back cushions** - please note the product descriptions on this page.

General Information:

COM: 2.75 yd. ♦
WOOD SPECS: n/a
MOIS. BARR: included
CA TB133: +\$110

9911B40-M BARIATRIC 1 LOVESEAT, 40" SEAT, FOR WOOD CAP ARMS, MODULAR

W: –	D: 26.5"	H: 31.5"	SW: 40"	SD: 19"	SH: 18"	AH: –	WT: 58 lb.		
	B/COM	C	D	E	F	G	H	I	J
Zone 1:	2466	2516	2576	2642	2741	2840	2936	3035	3132
Zone 2:	2527	2577	2637	2703	2802	2901	2997	3096	3193
Zone 3:	2588	2638	2698	2764	2863	2962	3058	3157	3254
Zone 4:	2648	2698	2758	2824	2923	3022	3118	3217	3314

Shaded portion of the illustration indicates the product being described. Modular seating orders must include a layout to ensure proper configuration. **Arms MUST be ordered separately from seat and back cushions** - please note the product descriptions on this page.

General Information:

COM: 2.75 yd. ♦
WOOD SPECS: n/a
MOIS. BARR: included
CA TB133: +\$110

- When ordering specify:
- Product number
 - Fabric vendor, pattern and color
 - Room layout

9151B30-M BARIATRIC 1 SEAT, 30" SEAT, MID BACK, FOR WOOD ARMS, MODULAR



W: -	D: 27"	H: 36"	SW: 30"	SD: 19"	SH: 18"	AH: -	WT: 48 lb.		
	B/COM	C	D	E	F	G	H	I	J
Zone 1:	2265	2319	2385	2457	2565	2673	2778	2886	2991
Zone 2:	2321	2375	2441	2513	2621	2729	2834	2942	3047
Zone 3:	2376	2430	2496	2568	2676	2784	2889	2997	3102
Zone 4:	2432	2486	2552	2624	2732	2840	2945	3053	3158

Shaded portion of the illustration indicates the product being described. Modular seating orders must include a layout to ensure proper configuration. **Arms MUST be ordered separately from seat and back cushions** - please note the product descriptions on this page.

General Information:

COM: 3 yd. ♦
WOOD SPECS: n/a
MOIS. BARR: included
CA TB133: +\$120



9151B40-M BARIATRIC 1 LOVESEAT, 40" SEAT, MID-BACK, FOR WOOD ARMS, MODULAR



W: -	D: 27"	H: 36"	SW: 40"	SD: 19"	SH: 18"	AH: -	WT: 62 lb.		
	B/COM	C	D	E	F	G	H	I	J
Zone 1:	2584	2638	2704	2776	2884	2992	3097	3205	3310
Zone 2:	2648	2702	2768	2840	2948	3056	3161	3269	3374
Zone 3:	2711	2765	2831	2903	3011	3119	3224	3332	3437
Zone 4:	2775	2829	2895	2967	3075	3183	3288	3396	3501

Shaded portion of the illustration indicates the product being described. Modular seating orders must include a layout to ensure proper configuration. **Arms MUST be ordered separately from seat and back cushions** - please note the product descriptions on this page.

General Information:

COM: 3 yd. ♦
WOOD SPECS: n/a
MOIS. BARR: included
CA TB133: +\$120

9951B30-M BARIATRIC 1 SEAT, 30" SEAT, MID BACK, FOR WOOD CAP ARMS, MODULAR



W: -	D: 27"	H: 36"	SW: 30"	SD: 19"	SH: 18"	AH: -	WT: 48 lb.		
	B/COM	C	D	E	F	G	H	I	J
Zone 1:	2265	2319	2385	2457	2565	2673	2778	2886	2991
Zone 2:	2321	2375	2441	2513	2621	2729	2834	2942	3047
Zone 3:	2376	2430	2496	2568	2676	2784	2889	2997	3102
Zone 4:	2432	2486	2552	2624	2732	2840	2945	3053	3158

Shaded portion of the illustration indicates the product being described. Modular seating orders must include a layout to ensure proper configuration. **Arms MUST be ordered separately from seat and back cushions** - please note the product descriptions on this page.

General Information:

COM: 3 yd. ♦
WOOD SPECS: n/a
MOIS. BARR: included
CA TB133: +\$120



9951B40-M BARIATRIC 1 LOVESEAT, 40" SEAT, MID-BACK, FOR WOOD CAP ARMS, MODULAR



W: -	D: 27"	H: 36"	SW: 40"	SD: 19"	SH: 18"	AH: -	WT: 62 lb.		
	B/COM	C	D	E	F	G	H	I	J
Zone 1:	2584	2638	2704	2776	2884	2992	3097	3205	3310
Zone 2:	2648	2702	2768	2840	2948	3056	3161	3269	3374
Zone 3:	2711	2765	2831	2903	3011	3119	3224	3332	3437
Zone 4:	2775	2829	2895	2967	3075	3183	3288	3396	3501

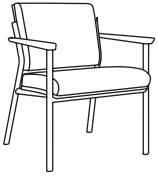
Shaded portion of the illustration indicates the product being described. Modular seating orders must include a layout to ensure proper configuration. **Arms MUST be ordered separately from seat and back cushions** - please note the product descriptions on this page.

General Information:

COM: 3 yd. ♦
WOOD SPECS: n/a
MOIS. BARR: included
CA TB133: +\$120

When ordering specify:
 Product number
 Fabric vendor, pattern and color
 Room layout

Trace



Arm Cap Models



Standard.



Specify black, khaki or espresso.



See page 13 for color options.

Seat Options



Standard.




Call for COM yardage.

Back Options



Standard.



Call for COM yardage.

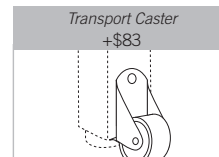



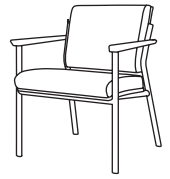
Call for COM yardage.

Accessories



Adds 1.75" between chairs. One required between each seat.





6351122 CHAIR, 22" SEAT, METAL FRAME

W: 26"	D: 24.5"	H: 32.75"	SW: 22"	SD: 18"	SH: 18.5"	AH: 25"	WT: 33 lb.		
	B/COM	C	D	E	F	G	H	I	J
Zone 1:	1347	1379	1417	1459	1522	1585	1646	1709	1771
Zone 2:	1380	1412	1450	1492	1555	1618	1679	1742	1804
Zone 3:	1413	1445	1483	1525	1588	1651	1712	1775	1837
Zone 4:	1446	1478	1516	1558	1621	1684	1745	1808	1870

Metal powdercoat available in silver finish only. COM yardage includes standard wood reveal seat and wood outer back only. COM yardage is based on plain, non-zoned 54" wide upholstery.

General Information:

COM: 1.75 yd. ♦
 WOOD SPECS: Beech
 MOIS. BARR: +\$22
 CA TB133: +\$90

6351130 CHAIR, 30" SEAT, METAL FRAME

W: 34"	D: 24.5"	H: 32.75"	SW: 30"	SD: 18"	SH: 18.5"	AH: 25"	WT: 40 lb.		
	B/COM	C	D	E	F	G	H	I	J
Zone 1:	1584	1620	1664	1712	1784	1856	1926	1998	2068
Zone 2:	1623	1659	1703	1751	1823	1895	1965	2037	2107
Zone 3:	1662	1698	1742	1790	1862	1934	2004	2076	2146
Zone 4:	1701	1737	1781	1829	1901	1973	2043	2115	2185

Metal powdercoat available in silver finish only. COM yardage includes standard wood reveal seat and wood outer back only. COM yardage is based on plain, non-zoned 54" wide upholstery.

General Information:

COM: 2 yd. ♦
 WOOD SPECS: Beech
 MOIS. BARR: +\$22
 CA TB133: +\$90

6351140 LOVESEAT, 40" SEAT, METAL FRAME

W: 44"	D: 24.5"	H: 32.75"	SW: 40"	SD: 18"	SH: 18.5"	AH: 25"	WT: 50 lb.		
	B/COM	C	D	E	F	G	H	I	J
Zone 1:	1691	1727	1771	1819	1891	1963	2033	2105	2175
Zone 2:	1733	1769	1813	1861	1933	2005	2075	2147	2217
Zone 3:	1774	1810	1854	1902	1974	2046	2116	2188	2258
Zone 4:	1816	1852	1896	1944	2016	2088	2158	2230	2300

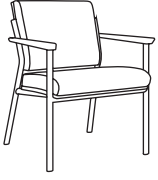
Metal powdercoat available in silver finish only. COM yardage includes standard wood reveal seat and wood outer back only. COM yardage is based on plain, non-zoned 54" wide upholstery.

General Information:

COM: 2 yd. ♦
 WOOD SPECS: Beech
 MOIS. BARR: +\$22
 CA TB133: +\$90

- When ordering specify:
- Product number
 - Fabric vendor, pattern and color
 - Wood finish
 - Back style
 - Seat style
 - Arm cap style
 - Arm cap color

Trace wood waiting



6341122 CHAIR, 22" SEAT, WOOD FRAME

W: 26"	D: 24.5"	H: 32.75"	SW: 22"	SD: 18"	SH: 18.5"	AH: 25"	WT: 39 lb.		
	B/COM	C	D	E	F	G	H	I	J
Zone 1:	1347	1379	1417	1459	1522	1585	1646	1709	1771
Zone 2:	1380	1412	1450	1492	1555	1618	1679	1742	1804
Zone 3:	1413	1445	1483	1525	1588	1651	1712	1775	1837
Zone 4:	1446	1478	1516	1558	1621	1684	1745	1808	1870

COM yardage includes standard wood reveal seat and wood outer back only. COM yardage is based on plain, non-zoned 54" wide upholstery.

General Information:

COM: 1.75 yd. ♦
 WOOD SPECS: Beech
 MOIS. BARR: +\$22
 CA TB133: +\$90

6341130 CHAIR, 30" SEAT, WOOD FRAME

W: 34"	D: 24.5"	H: 32.75"	SW: 30"	SD: 18"	SH: 18.5"	AH: 25"	WT: 53 lb.		
	B/COM	C	D	E	F	G	H	I	J
Zone 1:	1584	1620	1664	1712	1784	1856	1926	1998	2068
Zone 2:	1623	1659	1703	1751	1823	1895	1965	2037	2107
Zone 3:	1662	1698	1742	1790	1862	1934	2004	2076	2146
Zone 4:	1701	1737	1781	1829	1901	1973	2043	2115	2185

COM yardage includes standard wood reveal seat and wood outer back only. COM yardage is based on plain, non-zoned 54" wide upholstery.

General Information:

COM: 2 yd. ♦
 WOOD SPECS: Beech
 MOIS. BARR: +\$22
 CA TB133: +\$90

6341140 LOVESEAT, 40" SEAT, WOOD FRAME

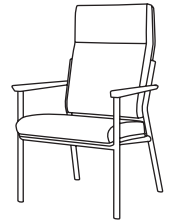
W: 44"	D: 24.5"	H: 32.75"	SW: 40"	SD: 18"	SH: 18.5"	AH: 25"	WT: 65 lb.		
	B/COM	C	D	E	F	G	H	I	J
Zone 1:	1691	1727	1771	1819	1891	1963	2033	2105	2175
Zone 2:	1733	1769	1813	1861	1933	2005	2075	2147	2217
Zone 3:	1774	1810	1854	1902	1974	2046	2116	2188	2258
Zone 4:	1816	1852	1896	1944	2016	2088	2158	2230	2300

COM yardage includes standard wood reveal seat and wood outer back only. COM yardage is based on plain, non-zoned 54" wide upholstery.

General Information:

COM: 2 yd. ♦
 WOOD SPECS: Beech
 MOIS. BARR: +\$22
 CA TB133: +\$90

- When ordering specify:
- Product number
 - Fabric vendor, pattern and color
 - Wood finish
 - Back style
 - Seat style
 - Arm cap style
 - Arm cap color



6357122 PATIENT CHAIR, 22" SEAT, METAL FRAME, HIGH BACK

W: 26"	D: 24.5"	H: 43"	SW: 22"	SD: 18"	SH: 18.5"	AH: 25"	WT: 37 lb.		
	B/COM	C	D	E	F	G	H	I	J
Zone 1:	1567	1599	1637	1679	1742	1805	1866	1929	1991
Zone 2:	1606	1638	1676	1718	1781	1844	1905	1968	2030
Zone 3:	1644	1676	1714	1756	1819	1882	1943	2006	2068
Zone 4:	1683	1715	1753	1795	1858	1921	1982	2045	2107

Metal powdercoat available in silver finish only. COM yardage includes standard wood reveal seat and wood outer back only. COM yardage is based on plain, non-zoned 54" wide upholstery.

General Information:

COM: 1.75 yd. ♦
 WOOD SPECS: Beech
 MOIS. BARR: +\$22
 CA TB133: +\$130



6357130 PATIENT CHAIR, 30" SEAT, METAL FRAME, HIGH BACK

W: 34"	D: 24.5"	H: 43"	SW: 30"	SD: 18"	SH: 18.5"	AH: 25"	WT: 48 lb.		
	B/COM	C	D	E	F	G	H	I	J
Zone 1:	2036	2077	2126	2180	2261	2342	2421	2502	2581
Zone 2:	2086	2127	2176	2230	2311	2392	2471	2552	2631
Zone 3:	2136	2177	2226	2280	2361	2442	2521	2602	2681
Zone 4:	2187	2228	2277	2331	2412	2493	2572	2653	2732

Metal powdercoat available in silver finish only. COM yardage includes standard wood reveal seat and wood outer back only. COM yardage is based on plain, non-zoned 54" wide upholstery.

General Information:

COM: 2.25 yd. ♦
 WOOD SPECS: Beech
 MOIS. BARR: +\$22
 CA TB133: +\$130




6350100 OTTOMAN, METAL FRAME

W: 18.5"	D: 17"	H: 13"	WT: 10 lb.						
	B/COM	C	D	E	F	G	H	I	J
Zone 1:	680	707	740	776	830	884	937	991	1043
Zone 2:	697	724	757	793	847	901	954	1008	1060
Zone 3:	713	740	773	809	863	917	970	1024	1076
Zone 4:	730	757	790	826	880	934	987	1041	1093

Metal powdercoat available in silver finish only. COM yardage includes standard wood reveal seat and wood outer back only. COM yardage is based on plain, non-zoned 54" wide upholstery.


General Information:

COM: 1.5 yd. ♦
 WOOD SPECS: Beech
 MOIS. BARR: +\$22
 CA TB133: +\$60



- When ordering specify:
- Product number
 - Fabric vendor, pattern and color
 - Wood finish
 - Back style
 - Seat style
 - Arm cap style
 - Arm cap color

Trace wood patient



6347122 PATIENT CHAIR, 22" SEAT, WOOD FRAME, HIGH BACK

W: 26" D: 24.5" H: 43" SW: 22" SD: 18" SH: 18.5" AH: 25" WT: 46 lb.

	B/COM	C	D	E	F	G	H	I	J
Zone 1:	1567	1599	1637	1679	1742	1805	1866	1929	1991
Zone 2:	1606	1638	1676	1718	1781	1844	1905	1968	2030
Zone 3:	1644	1676	1714	1756	1819	1882	1943	2006	2068
Zone 4:	1683	1715	1753	1795	1858	1921	1982	2045	2107

COM yardage includes standard wood reveal seat and wood outer back only. COM yardage is based on plain, non-zoned 54" wide upholstery.

General Information:

COM: 1.75 yd. ♦
 WOOD SPECS: Beech
 MOIS. BARR: +\$22
 CA TB133: +\$130



6347130 PATIENT CHAIR, 30" SEAT, WOOD FRAME, HIGH BACK

W: 34" D: 24.5" H: 43" SW: 30" SD: 18" SH: 18.5" AH: 25" WT: 58 lb.

	B/COM	C	D	E	F	G	H	I	J
Zone 1:	2036	2077	2126	2180	2261	2342	2421	2502	2581
Zone 2:	2086	2127	2176	2230	2311	2392	2471	2552	2631
Zone 3:	2136	2177	2226	2280	2361	2442	2521	2602	2681
Zone 4:	2187	2228	2277	2331	2412	2493	2572	2653	2732

COM yardage includes standard wood reveal seat and wood outer back only. COM yardage is based on plain, non-zoned 54" wide upholstery.

General Information:

COM: 2.25 yd. ♦
 WOOD SPECS: Beech
 MOIS. BARR: +\$22
 CA TB133: +\$130



6340100 OTTOMAN, WOOD FRAME

W: 18.5" D: 17" H: 13" WT: 18 lb.

	B/COM	C	D	E	F	G	H	I	J
Zone 1:	680	707	740	776	830	884	937	991	1043
Zone 2:	697	724	757	793	847	901	954	1008	1060
Zone 3:	713	740	773	809	863	917	970	1024	1076
Zone 4:	730	757	790	826	880	934	987	1041	1093

COM yardage includes standard wood reveal seat and wood outer back only. COM yardage is based on plain, non-zoned 54" wide upholstery.

General Information:

COM: 1.5 yd. ♦
 WOOD SPECS: Beech
 MOIS. BARR: +\$22
 CA TB133: +\$60



When ordering specify:

- Product number
- Fabric vendor, pattern and color
- Wood finish
- Back style
- Seat style
- Arm cap style
- Arm cap color



63541H22 HIP CHAIR, 22" SEAT, METAL FRAME

W: 26"	D: 24.25"	H: 36"	SW: 22"	SD: 16"	SH: 21.5"	AH: 27.75"	WT: 36 lb.		
	B/COM	C	D	E	F	G	H	I	J
Zone 1:	1663	1695	1733	1775	1838	1901	1962	2025	2087
Zone 2:	1704	1736	1774	1816	1879	1942	2003	2066	2128
Zone 3:	1745	1777	1815	1857	1920	1983	2044	2107	2169
Zone 4:	1786	1818	1856	1898	1961	2024	2085	2148	2210

COM yardage includes standard wood reveal seat and wood outer back only. COM yardage is based on plain, non-zoned 54" wide upholstery.

General Information:

COM: 1.75 yd. ♦
 WOOD SPECS: Beech
 MOIS. BARR: +\$22
 CA TB133: +\$70

63541H30 HIP CHAIR, 30" SEAT, METAL FRAME

W: 34"	D: 24.25"	H: 36"	SW: 30"	SD: 16"	SH: 21.5"	AH: 27.75"	WT: 43 lb.		
	B/COM	C	D	E	F	G	H	I	J
Zone 1:	1899	1935	1979	2027	2099	2171	2241	2313	2383
Zone 2:	1946	1982	2026	2074	2146	2218	2288	2360	2430
Zone 3:	1993	2029	2073	2121	2193	2265	2335	2407	2477
Zone 4:	2040	2076	2120	2168	2240	2312	2382	2454	2524

COM yardage includes standard wood reveal seat and wood outer back only. COM yardage is based on plain, non-zoned 54" wide upholstery.

General Information:

COM: 2.0 yd. ♦
 WOOD SPECS: Beech
 MOIS. BARR: +\$22
 CA TB133: +\$80

63441H22 HIP CHAIR, 22" SEAT, WOOD FRAME

W: 26"	D: 24.25"	H: 36"	SW: 22"	SD: 16"	SH: 21.5"	AH: 27.75"	WT: 36 lb.		
	B/COM	C	D	E	F	G	H	I	J
Zone 1:	1663	1695	1733	1775	1838	1901	1962	2025	2087
Zone 2:	1704	1736	1774	1816	1879	1942	2003	2066	2128
Zone 3:	1745	1777	1815	1857	1920	1983	2044	2107	2169
Zone 4:	1786	1818	1856	1898	1961	2024	2085	2148	2210

COM yardage includes standard wood reveal seat and wood outer back only. COM yardage is based on plain, non-zoned 54" wide upholstery.

General Information:

COM: 1.75 yd. ♦
 WOOD SPECS: Beech
 MOIS. BARR: +\$22
 CA TB133: +\$70

63441H30 HIP CHAIR, 30" SEAT, WOOD FRAME

W: 34"	D: 24.25"	H: 36"	SW: 30"	SD: 16"	SH: 21.5"	AH: 27.75"	WT: 43 lb.		
	B/COM	C	D	E	F	G	H	I	J
Zone 1:	1899	1935	1979	2027	2099	2171	2241	2313	2383
Zone 2:	1946	1982	2026	2074	2146	2218	2288	2360	2430
Zone 3:	1993	2029	2073	2121	2193	2265	2335	2407	2477
Zone 4:	2040	2076	2120	2168	2240	2312	2382	2454	2524

COM yardage includes standard wood reveal seat and wood outer back only. COM yardage is based on plain, non-zoned 54" wide upholstery.

General Information:

COM: 2.0 yd. ♦
 WOOD SPECS: Beech
 MOIS. BARR: +\$22
 CA TB133: +\$80

- When ordering specify:
- Product number
 - Fabric vendor, pattern and color
 - Wood finish
 - Back style
 - Seat style
 - Arm cap style
 - Arm cap color

Trace occasional tables



6300001 WOOD END TABLE

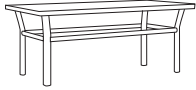
W: 20" D: 20" H: 21" WT: 27 lb.

Price by Shipping Zone			
	thermoform	laminated top/wood edge	veneer top/wood edge
Zone 1:	698	981	1095
Zone 2:	715	1006	1122
Zone 3:	733	1030	1150
Zone 4:	750	1055	1177

Available with thermoform, laminate or wood veneer top.

General Information:

COM: n/a ♦
WOOD SPECS: Beech
MOIS. BARR: n/a
CA TB133: n/a



6300002 WOOD COFFEE TABLE

W: 40" D: 20" H: 16" WT: 42 lb.

Price by Shipping Zone			
	thermoform	laminated top/wood edge	veneer top/wood edge
Zone 1:	874	1225	1400
Zone 2:	896	1256	1435
Zone 3:	918	1286	1470
Zone 4:	940	1317	1505

Available with thermoform, laminate or wood veneer top.

General Information:

COM: n/a ♦
WOOD SPECS: Beech
MOIS. BARR: n/a
CA TB133: n/a



Thermoform edge



Wood edge

6300051 METAL END TABLE

W: 20" D: 20" H: 21" WT: 20 lb.

Price by Shipping Zone			
	thermoform	laminated top/wood edge	veneer top/wood edge
Zone 1:	698	981	1095
Zone 2:	715	1006	1122
Zone 3:	733	1030	1150
Zone 4:	750	1055	1177

Metal powdercoat available in silver finish only. Available with thermoform, laminate or wood veneer top.

General Information:

COM: n/a ♦
FINISH: Metal powdercoat
MOIS. BARR: n/a
CA TB133: n/a

6300052 METAL COFFEE TABLE

W: 40" D: 20" H: 16" WT: 33 lb.

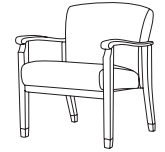
Price by Shipping Zone			
	thermoform	laminated top/wood edge	veneer top/wood edge
Zone 1:	874	1225	1400
Zone 2:	896	1256	1435
Zone 3:	918	1286	1470
Zone 4:	940	1317	1505

Metal powdercoat available in silver finish only. Available with thermoform, laminate or wood veneer top.

General Information:

COM: n/a ♦
FINISH: Metal powdercoat
MOIS. BARR: n/a
CA TB133: n/a

- When ordering specify:
- Product number
 - Wood finish
 - Table top



54411WB22 CHAIR, 22" SEAT, WOOD ARM, WOOD CAP

W: 26"	D: 28"	H: 33"	SW: 22"	SD: 20"	SH: 18.5"	AH: 25"	WT: 41 lb.		
	B/COM	C	D	E	F	G	H	I	J
Zone 1:	1734	1770	1814	1862	1934	2006	2076	2148	2218
Zone 2:	1777	1813	1857	1905	1977	2049	2119	2191	2261
Zone 3:	1820	1856	1900	1948	2020	2092	2162	2234	2304
Zone 4:	1862	1898	1942	1990	2062	2134	2204	2276	2346

General Information:

COM: 2 yd. ♦
 WOOD SPECS: Oak, Maple
 MOIS. BARR: included
 CA TB133: +\$80

54411WB30 CHAIR, 30" SEAT, WOOD ARM, WOOD CAP

W: 34"	D: 28"	H: 33"	SW: 30"	SD: 20"	SH: 18.5"	AH: 25"	WT: 54 lb.		
	B/COM	C	D	E	F	G	H	I	J
Zone 1:	2350	2400	2460	2526	2625	2724	2820	2919	3016
Zone 2:	2408	2458	2518	2584	2683	2782	2878	2977	3074
Zone 3:	2466	2516	2576	2642	2741	2840	2936	3035	3132
Zone 4:	2524	2574	2634	2700	2799	2898	2994	3093	3190

General Information:

COM: 2.75 yd. ♦
 WOOD SPECS: Oak, Maple
 MOIS. BARR: included
 CA TB133: +\$110

54411WB40 LOVESEAT, 40" SEAT, WOOD ARM, WOOD CAP

W: 44"	D: 28"	H: 33"	SW: 40"	SD: 20"	SH: 18.5"	AH: 25"	WT: 64 lb.		
	B/COM	C	D	E	F	G	H	I	J
Zone 1:	2676	2726	2786	2852	2951	3050	3146	3245	3342
Zone 2:	2742	2792	2852	2918	3017	3116	3212	3311	3408
Zone 3:	2808	2858	2918	2984	3083	3182	3278	3377	3474
Zone 4:	2874	2924	2984	3050	3149	3248	3344	3443	3540

General Information:

COM: 2.75 yd. ♦
 WOOD SPECS: Oak, Maple
 MOIS. BARR: included
 CA TB133: +\$110

54410-2TW 2 SEAT TANDEM, WOOD ARM, WOOD CAP

W: 51.5"	D: 28"	H: 33"	SW: 22"	SD: 20"	SH: 18.5"	AH: 25"	WT: 77 lb.		
	B/COM	C	D	E	F	G	H	I	J
Zone 1:	3116	3179	3256	3340	3466	3592	3715	3841	3963
Zone 2:	3193	3256	3333	3417	3543	3669	3792	3918	4040
Zone 3:	3270	3333	3410	3494	3620	3746	3869	3995	4117
Zone 4:	3347	3410	3487	3571	3697	3823	3946	4072	4194

General Information:

COM: 3.5 yd. ♦
 WOOD SPECS: Oak, Maple
 MOIS. BARR: included
 CA TB133: +\$140

54410-3TW 3 SEAT TANDEM, WOOD ARM, WOOD CAP

W: 76"	D: 28"	H: 33"	SW: 22"	SD: 20"	SH: 18.5"	AH: 25"	WT: 118 lb.		
	B/COM	C	D	E	F	G	H	I	J
Zone 1:	4407	4497	4607	4727	4907	5087	5262	5442	5617
Zone 2:	4516	4606	4716	4836	5016	5196	5371	5551	5726
Zone 3:	4624	4714	4824	4944	5124	5304	5479	5659	5834
Zone 4:	4733	4823	4933	5053	5233	5413	5588	5768	5943

General Information:

COM: 5 yd. ♦
 WOOD SPECS: Oak, Maple
 MOIS. BARR: included
 CA TB133: +\$200

Accessories

OPTIONAL PLASTIC FOOT



Plastic Foot available at an additional charge.
 +\$116 list per chair or loveseat
 +\$174 list per 2 seat tandem
 +\$232 list per 3 seat tandem

When ordering specify:
 Product number
 Fabric vendor, pattern and color
 Oak or maple wood
 Finish

Versant arm chairs



54411UB22 CHAIR, 22" SEAT, WOOD ARM, URETHANE CAP

W: 26"	D: 28"	H: 33"	SW: 22"	SD: 20"	SH: 18.5"	AH: 25"	WT: 44 lb.		
	B/COM	C	D	E	F	G	H	I	J
Zone 1:	1734	1770	1814	1862	1934	2006	2076	2148	2218
Zone 2:	1777	1813	1857	1905	1977	2049	2119	2191	2261
Zone 3:	1820	1856	1900	1948	2020	2092	2162	2234	2304
Zone 4:	1862	1898	1942	1990	2062	2134	2204	2276	2346

Urethane arm caps are available in black, khaki or espresso.

General Information:

COM: 2 yd. ♦

WOOD SPECS: Oak, Maple

MOIS. BARR: included

CA TB133: +\$80

54411UB30 CHAIR, 30" SEAT, WOOD ARM, URETHANE CAP

W: 34"	D: 28"	H: 33"	SW: 30"	SD: 20"	SH: 18.5"	AH: 25"	WT: 57 lb.		
	B/COM	C	D	E	F	G	H	I	J
Zone 1:	2350	2400	2460	2526	2625	2724	2820	2919	3016
Zone 2:	2408	2458	2518	2584	2683	2782	2878	2977	3074
Zone 3:	2466	2516	2576	2642	2741	2840	2936	3035	3132
Zone 4:	2524	2574	2634	2700	2799	2898	2994	3093	3190

Urethane arm caps are available in black, khaki or espresso.

General Information:

COM: 2.75 yd. ♦

WOOD SPECS: Oak, Maple

MOIS. BARR: included

CA TB133: +\$110

54411UB40 LOVESEAT, 40" SEAT, WOOD ARM, URETHANE CAP

W: 44"	D: 28"	H: 33"	SW: 40"	SD: 20"	SH: 18.5"	AH: 25"	WT: 67 lb.		
	B/COM	C	D	E	F	G	H	I	J
Zone 1:	2676	2726	2786	2852	2951	3050	3146	3245	3342
Zone 2:	2742	2792	2852	2918	3017	3116	3212	3311	3408
Zone 3:	2808	2858	2918	2984	3083	3182	3278	3377	3474
Zone 4:	2874	2924	2984	3050	3149	3248	3344	3443	3540

Urethane arm caps are available in black, khaki or espresso.

General Information:

COM: 2.75 yd. ♦

WOOD SPECS: Oak, Maple

MOIS. BARR: included

CA TB133: +\$110

54410-2TU 2 SEAT TANDEM, WOOD ARM, URETHANE CAP

W: 51.5"	D: 28"	H: 33"	SW: 22"	SD: 20"	SH: 18.5"	AH: 25"	WT: 81.5 lb.		
	B/COM	C	D	E	F	G	H	I	J
Zone 1:	3116	3179	3256	3340	3466	3592	3715	3841	3963
Zone 2:	3193	3256	3333	3417	3543	3669	3792	3918	4040
Zone 3:	3270	3333	3410	3494	3620	3746	3869	3995	4117
Zone 4:	3347	3410	3487	3571	3697	3823	3946	4072	4194

Urethane arm caps are available in black, khaki or espresso.

General Information:

COM: 3.5 yd. ♦

WOOD SPECS: Oak, Maple

MOIS. BARR: included

CA TB133: +\$140

54410-3TU 3 SEAT TANDEM, WOOD ARM, URETHANE CAP

W: 76"	D: 28"	H: 33"	SW: 22"	SD: 20"	SH: 18.5"	AH: 25"	WT: 124 lb.		
	B/COM	C	D	E	F	G	H	I	J
Zone 1:	4407	4497	4607	4727	4907	5087	5262	5442	5617
Zone 2:	4516	4606	4716	4836	5016	5196	5371	5551	5726
Zone 3:	4624	4714	4824	4944	5124	5304	5479	5659	5834
Zone 4:	4733	4823	4933	5053	5233	5413	5588	5768	5943

Urethane arm caps are available in black, khaki or espresso.

General Information:

COM: 5 yd. ♦

WOOD SPECS: Oak, Maple

MOIS. BARR: included

CA TB133: +\$200

Accessories

OPTIONAL PLASTIC FOOT



Plastic Foot available at an additional charge.

+\$116 list per chair or loveseat

+\$174 list per 2 seat tandem

+\$232 list per 3 seat tandem

*Not available on wallsavers.

- When ordering specify:
- Product number
 - Fabric vendor, pattern and color
 - Oak or maple wood
 - Finish
 - Urethane cap color

54711WB22 CHAIR, 22" SEAT, WALLSAVER WOOD ARM, WOOD CAP

W: 26"	D: 30"	H: 33"	SW: 22"	SD: 20"	SH: 18.5"	AH: 25"	WT: 41 lb.		
B/COM	C	D	E	F	G	H	I	J	
Zone 1:	1819	1855	1899	1947	2019	2091	2161	2233	2303
Zone 2:	1864	1900	1944	1992	2064	2136	2206	2278	2348
Zone 3:	1909	1945	1989	2037	2109	2181	2251	2323	2393
Zone 4:	1954	1990	2034	2082	2154	2226	2296	2368	2438

General Information:

COM: 2 yd. ♦
 WOOD SPECS: Oak, Maple
 MOIS. BARR: included
 CA TB133: +\$80



54711WB30 CHAIR, 30" SEAT, WALLSAVER WOOD ARM, WOOD CAP

W: 34"	D: 30"	H: 33"	SW: 30"	SD: 20"	SH: 18.5"	AH: 25"	WT: 54 lb.		
B/COM	C	D	E	F	G	H	I	J	
Zone 1:	2462	2512	2572	2638	2737	2836	2932	3031	3128
Zone 2:	2523	2573	2633	2699	2798	2897	2993	3092	3189
Zone 3:	2583	2633	2693	2759	2858	2957	3053	3152	3249
Zone 4:	2644	2694	2754	2820	2919	3018	3114	3213	3310

General Information:

COM: 2.75 yd. ♦
 WOOD SPECS: Oak, Maple
 MOIS. BARR: included
 CA TB133: +\$110

54711WB40 LOVESEAT, 40" SEAT, WALLSAVER WOOD ARM, WOOD CAP

W: 44"	D: 30"	H: 33"	SW: 40"	SD: 20"	SH: 18.5"	AH: 25"	WT: 64 lb.		
B/COM	C	D	E	F	G	H	I	J	
Zone 1:	2808	2858	2918	2984	3083	3182	3278	3377	3474
Zone 2:	2877	2927	2987	3053	3152	3251	3347	3446	3543
Zone 3:	2947	2997	3057	3123	3222	3321	3417	3516	3613
Zone 4:	3016	3066	3126	3192	3291	3390	3486	3585	3682

General Information:

COM: 2.75 yd. ♦
 WOOD SPECS: Oak, Maple
 MOIS. BARR: included
 CA TB133: +\$110

54711UB22 CHAIR, 22" SEAT, WALLSAVER WOOD ARM, URETHANE CAP

W: 26"	D: 30"	H: 33"	SW: 22"	SD: 20"	SH: 18.5"	AH: 25"	WT: 44 lb.		
B/COM	C	D	E	F	G	H	I	J	
Zone 1:	1819	1855	1899	1947	2019	2091	2161	2233	2303
Zone 2:	1864	1900	1944	1992	2064	2136	2206	2278	2348
Zone 3:	1909	1945	1989	2037	2109	2181	2251	2323	2393
Zone 4:	1954	1990	2034	2082	2154	2226	2296	2368	2438

General Information:

COM: 2 yd. ♦
 WOOD SPECS: Oak, Maple
 MOIS. BARR: included
 CA TB133: +\$80



Urethane arm caps are available in black, khaki or espresso.

54711UB30 CHAIR, 30" SEAT, WALLSAVER WOOD ARM, URETHANE CAP

W: 34"	D: 30"	H: 33"	SW: 30"	SD: 20"	SH: 18.5"	AH: 25"	WT: 57 lb.		
B/COM	C	D	E	F	G	H	I	J	
Zone 1:	2462	2512	2572	2638	2737	2836	2932	3031	3128
Zone 2:	2523	2573	2633	2699	2798	2897	2993	3092	3189
Zone 3:	2583	2633	2693	2759	2858	2957	3053	3152	3249
Zone 4:	2644	2694	2754	2820	2919	3018	3114	3213	3310

General Information:

COM: 2.75 yd. ♦
 WOOD SPECS: Oak, Maple
 MOIS. BARR: included
 CA TB133: +\$110

Urethane arm caps are available in black, khaki or espresso.

54711UB40 LOVESEAT, 40" SEAT, WALLSAVER WOOD ARM, URETHANE CAP

W: 44"	D: 30"	H: 33"	SW: 40"	SD: 20"	SH: 18.5"	AH: 25"	WT: 67 lb.		
B/COM	C	D	E	F	G	H	I	J	
Zone 1:	2808	2858	2918	2984	3083	3182	3278	3377	3474
Zone 2:	2877	2927	2987	3053	3152	3251	3347	3446	3543
Zone 3:	2947	2997	3057	3123	3222	3321	3417	3516	3613
Zone 4:	3016	3066	3126	3192	3291	3390	3486	3585	3682

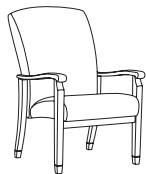
General Information:

COM: 2.75 yd. ♦
 WOOD SPECS: Oak, Maple
 MOIS. BARR: included
 CA TB133: +\$110

Urethane arm caps are available in black, khaki or espresso.

- When ordering specify:*
- Product number
 - Fabric vendor, pattern and color
 - Oak or maple wood
 - Finish
 - Urethane cap color

Versant patient chairs

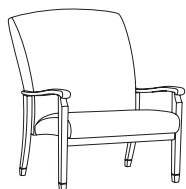


54471WB22 PATIENT CHAIR, 22" SEAT, WOOD ARM, WOOD CAP

W: 26"	D: 31"	H: 41"	SW: 22"	SD: 20"	SH: 18.5"	AH: 25"	WT: 45 lb.		
	B/COM	C	D	E	F	G	H	I	J
Zone 1:	1891	1932	1981	2035	2116	2197	2276	2357	2436
Zone 2:	1938	1979	2028	2082	2163	2244	2323	2404	2483
Zone 3:	1984	2025	2074	2128	2209	2290	2369	2450	2529
Zone 4:	2031	2072	2121	2175	2256	2337	2416	2497	2576

General Information:

COM: 3.25 yd. ♦
 WOOD SPECS: Oak, Maple
 MOIS. BARR: included
 CA TB133: +\$90

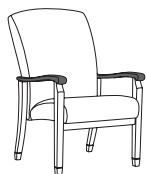


54471WB30 PATIENT CHAIR, 30" SEAT, WOOD ARM, WOOD CAP

W: 34"	D: 31"	H: 41"	SW: 30"	SD: 20"	SH: 18.5"	AH: 25"	WT: 62 lb.		
	B/COM	C	D	E	F	G	H	I	J
Zone 1:	2530	2589	2660	2738	2855	2972	3086	3203	3317
Zone 2:	2592	2651	2722	2800	2917	3034	3148	3265	3379
Zone 3:	2655	2714	2785	2863	2980	3097	3211	3328	3442
Zone 4:	2717	2776	2847	2925	3042	3159	3273	3390	3504

General Information:

COM: 3.25 yd. ♦
 WOOD SPECS: Oak, Maple
 MOIS. BARR: included
 CA TB133: +\$130



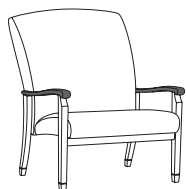
54471UB22 PATIENT CHAIR, 22" SEAT, WOOD ARM, URETHANE CAP

W: 26"	D: 31"	H: 41"	SW: 22"	SD: 20"	SH: 18.5"	AH: 25"	WT: 45 lb.		
	B/COM	C	D	E	F	G	H	I	J
Zone 1:	1891	1932	1981	2035	2116	2197	2276	2357	2436
Zone 2:	1938	1979	2028	2082	2163	2244	2323	2404	2483
Zone 3:	1984	2025	2074	2128	2209	2290	2369	2450	2529
Zone 4:	2031	2072	2121	2175	2256	2337	2416	2497	2576

General Information:

COM: 2.25 yd. ♦
 WOOD SPECS: Oak, Maple
 MOIS. BARR: included
 CA TB133: +\$90

Urethane arm caps are available in black, khaki or espresso.



54471UB30 PATIENT CHAIR, 30" SEAT, WOOD ARM, URETHANE CAP

W: 34"	D: 31"	H: 41"	SW: 30"	SD: 20"	SH: 18.5"	AH: 25"	WT: 62 lb.		
	B/COM	C	D	E	F	G	H	I	J
Zone 1:	2530	2589	2660	2738	2855	2972	3086	3203	3317
Zone 2:	2592	2651	2722	2800	2917	3034	3148	3265	3379
Zone 3:	2655	2714	2785	2863	2980	3097	3211	3328	3442
Zone 4:	2717	2776	2847	2925	3042	3159	3273	3390	3504

General Information:

COM: 3.25 yd. ♦
 WOOD SPECS: Oak, Maple
 MOIS. BARR: included
 CA TB133: +\$130

Urethane arm caps are available in black, khaki or espresso.

Accessories

OPTIONAL PLASTIC FOOT



Plastic Foot available at an additional charge.

+\$116 list per chair or loveseat

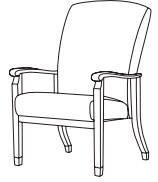
+\$174 list per 2 seat tandem

+\$232 list per 3 seat tandem

*Not available on wallsavers.

- When ordering specify:
- Product number
 - Fabric vendor, pattern and color
 - Oak or maple wood
 - Finish
 - Urethane cap color

wallsaver patient chairs **Versant**



54771WB22 PATIENT CHAIR, 22" SEAT, WALLSAVER WOOD ARM, WOOD CAP

W: 26"	D: 31"	H: 41"	SW: 22"	SD: 20"	SH: 18.5"	AH: 25"	WT: 45 lb.		
	B/COM	C	D	E	F	G	H	I	J
Zone 1:	1984	2025	2074	2128	2209	2290	2369	2450	2529
Zone 2:	2033	2074	2123	2177	2258	2339	2418	2499	2578
Zone 3:	2082	2123	2172	2226	2307	2388	2467	2548	2627
Zone 4:	2131	2172	2221	2275	2356	2437	2516	2597	2676

General Information:

COM: 2.25 yd. ♦
 WOOD SPECS: Oak, Maple
 MOIS. BARR: included
 CA TB133: +\$90

54771WB30 PATIENT CHAIR, 30" SEAT, WALLSAVER WOOD ARM, WOOD CAP

W: 34"	D: 31"	H: 41"	SW: 30"	SD: 20"	SH: 18.5"	AH: 25"	WT: 62 lb.		
	B/COM	C	D	E	F	G	H	I	J
Zone 1:	2653	2712	2783	2861	2978	3095	3209	3326	3440
Zone 2:	2718	2777	2848	2926	3043	3160	3274	3391	3505
Zone 3:	2784	2843	2914	2992	3109	3226	3340	3457	3571
Zone 4:	2849	2908	2979	3057	3174	3291	3405	3522	3636

General Information:

COM: 3.25 yd. ♦
 WOOD SPECS: Oak, Maple
 MOIS. BARR: included
 CA TB133: +\$130

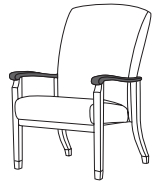
54771UB22 PATIENT CHAIR, 22" SEAT, WALLSAVER WOOD ARM, URETHANE CAP

W: 26"	D: 31"	H: 41"	SW: 22"	SD: 20"	SH: 18.5"	AH: 25"	WT: 45 lb.		
	B/COM	C	D	E	F	G	H	I	J
Zone 1:	1984	2025	2074	2128	2209	2290	2369	2450	2529
Zone 2:	2033	2074	2123	2177	2258	2339	2418	2499	2578
Zone 3:	2082	2123	2172	2226	2307	2388	2467	2548	2627
Zone 4:	2131	2172	2221	2275	2356	2437	2516	2597	2676

Urethane arm caps are available in black, khaki or espresso.

General Information:

COM: 2.25 yd. ♦
 WOOD SPECS: Oak, Maple
 MOIS. BARR: included
 CA TB133: +\$90



54771UB30 PATIENT CHAIR, 30" SEAT, WALLSAVER WOOD ARM, URETHANE CAP

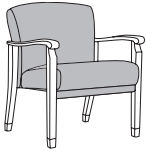
W: 34"	D: 31"	H: 41"	SW: 30"	SD: 20"	SH: 18.5"	AH: 25"	WT: 62 lb.		
	B/COM	C	D	E	F	G	H	I	J
Zone 1:	2653	2712	2783	2861	2978	3095	3209	3326	3440
Zone 2:	2718	2777	2848	2926	3043	3160	3274	3391	3505
Zone 3:	2784	2843	2914	2992	3109	3226	3340	3457	3571
Zone 4:	2849	2908	2979	3057	3174	3291	3405	3522	3636

Urethane arm caps are available in black, khaki or espresso.

General Information:

COM: 3.25 yd. ♦
 WOOD SPECS: Oak, Maple
 MOIS. BARR: included
 CA TB133: +\$130

- When ordering specify:*
- Product number
 - Fabric vendor, pattern and color
 - Oak or maple wood
 - Finish
 - Urethane cap color



54411B22-M 1 SEAT, 22" SEAT, MODULAR

W: –	D: 28"	H: 33"	SW: 22"	SD: 20"	SH: 18.5"	AH: –	WT: 29 lb.		
	B/COM	C	D	E	F	G	H	I	J
Zone 1:	786	822	866	914	986	1058	1128	1200	1270
Zone 2:	805	841	885	933	1005	1077	1147	1219	1289
Zone 3:	824	860	904	952	1024	1096	1166	1238	1308
Zone 4:	843	879	923	971	1043	1115	1185	1257	1327

Shaded portion of the illustration indicates the product being described. Modular seating orders must include a layout to ensure proper configuration. **Arms MUST be ordered separately from seat and back cushions** - please note the product descriptions on this page.

General Information:

COM: 2 yd. ♦
WOOD SPECS: n/a
MOIS. BARR: included
CA TB133: +\$80

54411B30-M 1 SEAT, 30" SEAT, MODULAR

W: –	D: 28"	H: 33"	SW: 30"	SD: 20"	SH: 18.5"	AH: –	WT: 42 lb.		
	B/COM	C	D	E	F	G	H	I	J
Zone 1:	1432	1482	1542	1608	1707	1806	1902	2001	2098
Zone 2:	1467	1517	1577	1643	1742	1841	1937	2036	2133
Zone 3:	1502	1552	1612	1678	1777	1876	1972	2071	2168
Zone 4:	1537	1587	1647	1713	1812	1911	2007	2106	2203

Shaded portion of the illustration indicates the product being described. Modular seating orders must include a layout to ensure proper configuration. **Arms MUST be ordered separately from seat and back cushions** - please note the product descriptions on this page.

General Information:

COM: 2.75 yd. ♦
WOOD SPECS: n/a
MOIS. BARR: included
CA TB133: +\$110

54411B40-M 1 LOVESEAT, 40" SEAT, MODULAR

W: –	D: 28"	H: 33"	SW: 40"	SD: 20"	SH: 18.5"	AH: –	WT: 52 lb.		
	B/COM	C	D	E	F	G	H	I	J
Zone 1:	1776	1826	1886	1952	2051	2150	2246	2345	2442
Zone 2:	1820	1870	1930	1996	2095	2194	2290	2389	2486
Zone 3:	1863	1913	1973	2039	2138	2237	2333	2432	2529
Zone 4:	1907	1957	2017	2083	2182	2281	2377	2476	2573

Shaded portion of the illustration indicates the product being described. Modular seating orders must include a layout to ensure proper configuration. **Arms MUST be ordered separately from seat and back cushions** - please note the product descriptions on this page.

General Information:

COM: 2.75 yd. ♦
WOOD SPECS: n/a
MOIS. BARR: included
CA TB133: +\$110

- When ordering specify:
- Product number
 - Fabric vendor, pattern and color
 - Room layout

54410WB-LA LEFT ARM, WOOD, WOOD CAP, MODULAR

W: 2.5" D: 27" H: 25" WT: 6 lb.

Price by Shipping Zone				
Zone	1	2	3	4
	515	528	541	554

Shaded portion of the illustration indicates the product being described. Modular seating orders must include a layout to ensure proper configuration. **Seat and back cushions MUST be ordered separately from arms** - please note the product descriptions on this page.

General Information:

COM: n/a ♦
WOOD SPECS: Oak, Maple
MOIS. BARR: n/a
CA TB133: n/a



54410WB-RA RIGHT ARM, WOOD, WOOD CAP, MODULAR

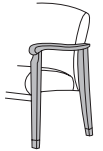
W: 2.5" D: 27" H: 25" WT: 6 lb.

Price by Shipping Zone				
Zone	1	2	3	4
	515	528	541	554

Shaded portion of the illustration indicates the product being described. Modular seating orders must include a layout to ensure proper configuration. **Seat and back cushions MUST be ordered separately from arms** - please note the product descriptions on this page.

General Information:

COM: n/a ♦
WOOD SPECS: Oak, Maple
MOIS. BARR: n/a
CA TB133: n/a



54410WB-CA CENTER ARM, WOOD, WOOD CAP, MODULAR

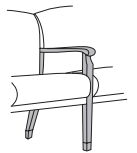
W: 2.5" D: 27" H: 25" WT: 6 lb.

Price by Shipping Zone				
Zone	1	2	3	4
	515	528	541	554

Shaded portion of the illustration indicates the product being described. Modular seating orders must include a layout to ensure proper configuration. **Seat and back cushions MUST be ordered separately from arms** - please note the product descriptions on this page.

General Information:

COM: n/a ♦
WOOD SPECS: Oak, Maple
MOIS. BARR: n/a
CA TB133: n/a



54410WB-LT LEFT ARM TO TABLE, WOOD CAP, MODULAR

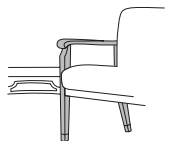
W: 2.5" D: 27" H: 25" WT: 6 lb.

Price by Shipping Zone				
Zone	1	2	3	4
	515	528	541	554

Shaded portion of the illustration indicates the product being described. Modular seating orders must include a layout to ensure proper configuration. **Seat and back cushions MUST be ordered separately from arms** - please note the product descriptions on this page.

General Information:

COM: n/a ♦
WOOD SPECS: Oak, Maple
MOIS. BARR: n/a
CA TB133: n/a



54410WB-RT RIGHT ARM TO TABLE, WOOD CAP, MODULAR

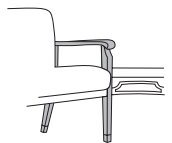
W: 2.5" D: 27" H: 25" WT: 6 lb.

Price by Shipping Zone				
Zone	1	2	3	4
	515	528	541	554

Shaded portion of the illustration indicates the product being described. Modular seating orders must include a layout to ensure proper configuration. **Seat and back cushions MUST be ordered separately from arms** - please note the product descriptions on this page.

General Information:

COM: n/a ♦
WOOD SPECS: Oak, Maple
MOIS. BARR: n/a
CA TB133: n/a



Accessories

OPTIONAL PLASTIC FOOT



Plastic Foot available at an additional charge.
+\$58 list per arm

- When ordering specify:
- Product number
 - Oak or maple wood
 - Finish
 - Room layout

Versant modular arms



54410UB-LA LEFT ARM, WOOD, URETHANE CAP, MODULAR

W: 2.5" D: 27" H: 25" WT: 7.5 lb.

Price by Shipping Zone

Zone	1	2	3	4
	515	528	541	554

Shaded portion of the illustration indicates the product being described. Modular seating orders must include a layout to ensure proper configuration. **Seat and back cushions MUST be ordered separately from arms** - please note the product descriptions on this page. Urethane arm caps are available in black, khaki or espresso.

General Information:

COM: n/a ♦
WOOD SPECS: Oak, Maple
MOIS. BARR: n/a
CA TB133: n/a



54410UB-RA RIGHT ARM, WOOD, URETHANE CAP, MODULAR

W: 2.5" D: 27" H: 25" WT: 7.5 lb.

Price by Shipping Zone

Zone	1	2	3	4
	515	528	541	554

Shaded portion of the illustration indicates the product being described. Modular seating orders must include a layout to ensure proper configuration. **Seat and back cushions MUST be ordered separately from arms** - please note the product descriptions on this page. Urethane arm caps are available in black, khaki or espresso.

General Information:

COM: n/a ♦
WOOD SPECS: Oak, Maple
MOIS. BARR: n/a
CA TB133: n/a



54410UB-CA CENTER ARM, WOOD, URETHANE CAP, MODULAR

W: 2.5" D: 27" H: 25" WT: 7.5 lb.

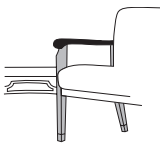
Price by Shipping Zone

Zone	1	2	3	4
	515	528	541	554

Shaded portion of the illustration indicates the product being described. Modular seating orders must include a layout to ensure proper configuration. **Seat and back cushions MUST be ordered separately from arms** - please note the product descriptions on this page. Urethane arm caps are available in black, khaki or espresso.

General Information:

COM: n/a ♦
WOOD SPECS: Oak, Maple
MOIS. BARR: n/a
CA TB133: n/a



54410UB-LT LEFT ARM TO TABLE, URETHANE CAP, MODULAR

W: 2.5" D: 27" H: 25" WT: 7.5 lb.

Price by Shipping Zone

Zone	1	2	3	4
	515	528	541	554

Shaded portion of the illustration indicates the product being described. Modular seating orders must include a layout to ensure proper configuration. **Seat and back cushions MUST be ordered separately from arms** - please note the product descriptions on this page. Urethane arm caps are available in black, khaki or espresso.

General Information:

COM: n/a ♦
WOOD SPECS: Oak, Maple
MOIS. BARR: n/a
CA TB133: n/a



54410UB-RT RIGHT ARM TO TABLE, URETHANE CAP, MODULAR

W: 2.5" D: 27" H: 25" WT: 7.5 lb.

Price by Shipping Zone

Zone	1	2	3	4
	515	528	541	554

Shaded portion of the illustration indicates the product being described. Modular seating orders must include a layout to ensure proper configuration. **Seat and back cushions MUST be ordered separately from arms** - please note the product descriptions on this page. Urethane arm caps are available in black, khaki or espresso.

General Information:

COM: n/a ♦
WOOD SPECS: Oak, Maple
MOIS. BARR: n/a
CA TB133: n/a

Accessories

OPTIONAL PLASTIC FOOT

Optional plastic foot.

Plastic Foot available at an additional charge.
+\$58 list per arm



- When ordering specify:
- Product number
 - Oak or maple wood
 - Finish
 - Room layout
 - Urethane cap color

54400-ST SPANNER TABLE, FOR WOOD ARM, MODULAR

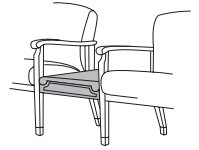
W: 21" D: 23" H: 16" WT: 21 lb.

Price by Shipping Zone				
Zone	1	2	3	4
	768	787	806	826

Shaded portion of the illustration indicates the product being described. Modular seating orders must include a layout to ensure proper configuration. Versant table tops feature a standard urethane edge available in various colors. Contact Customer Care to request color samples. Versant tables are available with or without a rout detail on the side support rails.

General Information:

COM: n/a ♦
 WOOD SPECS: Oak, Maple
 MOIS. BARR: n/a
 CA TB133: n/a



54400-STNR SPANNER TABLE, NO ROUTE, FOR WOOD ARM, MODULAR

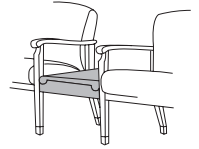
W: 21" D: 23" H: 16" WT: 21 lb.

Price by Shipping Zone				
Zone	1	2	3	4
	768	787	806	826

Shaded portion of the illustration indicates the product being described. Modular seating orders must include a layout to ensure proper configuration. Versant table tops feature a standard urethane edge available in various colors. Contact Customer Care to request color samples. Versant tables are available with or without a rout detail on the side support rails.

General Information:

COM: n/a ♦
 WOOD SPECS: Oak, Maple
 MOIS. BARR: n/a
 CA TB133: n/a



54400-ET END TABLE, FOR WOOD ARM, MODULAR

W: 18.5" D: 23" H: 16" WT: 19 lb.

Price by Shipping Zone				
Zone	1	2	3	4
	1056	1082	1109	1135

Shaded portion of the illustration indicates the product being described. Modular seating orders must include a layout to ensure proper configuration. Versant table tops feature a standard urethane edge available in various colors. Contact Customer Care to request color samples. Versant tables are available with or without a rout detail on the side support rails.

General Information:

COM: n/a ♦
 WOOD SPECS: Oak, Maple
 MOIS. BARR: n/a
 CA TB133: n/a



54400-ETNR END TABLE, NO ROUTE, FOR WOOD ARM, MODULAR

W: 18.5" D: 23" H: 16" WT: 19 lb.

Price by Shipping Zone				
Zone	1	2	3	4
	1056	1082	1109	1135

Shaded portion of the illustration indicates the product being described. Modular seating orders must include a layout to ensure proper configuration. Versant table tops feature a standard urethane edge available in various colors. Contact Customer Care to request color samples. Versant tables are available with or without a rout detail on the side support rails.

General Information:

COM: n/a ♦
 WOOD SPECS: Oak, Maple
 MOIS. BARR: n/a
 CA TB133: n/a



54400-CT CORNER TABLE, FOR WOOD ARM, MODULAR

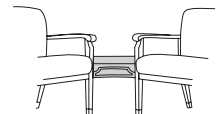
W: 32" D: 32" H: 16" WT: 33 lb.

Price by Shipping Zone				
Zone	1	2	3	4
	1340	1374	1407	1440

Shaded portion of the illustration indicates the product being described. Modular seating orders must include a layout to ensure proper configuration. Versant table tops feature a standard urethane edge available in various colors. Contact Customer Care to request color samples. Versant tables are available with or without a rout detail on the side support rails.

General Information:

COM: n/a ♦
 WOOD SPECS: Oak, Maple
 MOIS. BARR: n/a
 CA TB133: n/a



54400-CTNR CORNER TABLE, NO ROUT, FOR WOOD ARM, MODULAR

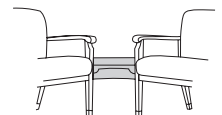
W: 32" D: 32" H: 16" WT: 33 lb.

Price by Shipping Zone				
Zone	1	2	3	4
	1340	1374	1407	1440

Shaded portion of the illustration indicates the product being described. Modular seating orders must include a layout to ensure proper configuration. Versant table tops feature a standard urethane edge available in various colors. Contact Customer Care to request color samples. Versant tables are available with or without a rout detail on the side support rails.


General Information:

COM: n/a ♦
 WOOD SPECS: Oak, Maple
 MOIS. BARR: n/a
 CA TB133: n/a



- When ordering specify:
- Product number
 - Laminate
 - Urethane edge color
 - Oak or maple wood
 - Finish
 - Room layout

Versant lounge



54L211W CHAIR, WOOD CAP

W: 30"	D: 33"	H: 32"	SW: 24"	SD: 22"	SH: 18.5"	AH: 24"	WT: 69 lb.		
	B/COM	C	D	E	F	G	H	I	J
Zone 1:	2155	2241	2345	2459	2630	2801	2967	3138	3305
Zone 2:	2207	2293	2397	2511	2682	2853	3019	3190	3357
Zone 3:	2260	2346	2450	2564	2735	2906	3072	3243	3410
Zone 4:	2312	2398	2502	2616	2787	2958	3124	3295	3462

General Information:

COM: 4.75 yd. ♦
 WOOD SPECS: Oak, Maple
 MOIS. BARR: included
 CA TB133: +\$190

54L212W LOVESEAT, WOOD CAP

W: 54"	D: 33"	H: 32"	SW: 48"	SD: 22"	SH: 18.5"	AH: 24"	WT: 101 lb.		
	B/COM	C	D	E	F	G	H	I	J
Zone 1:	3225	3342	3485	3641	3875	4109	4337	4571	4798
Zone 2:	3304	3421	3564	3720	3954	4188	4416	4650	4877
Zone 3:	3382	3499	3642	3798	4032	4266	4494	4728	4955
Zone 4:	3461	3578	3721	3877	4111	4345	4573	4807	5034

General Information:

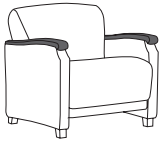
COM: 6.5 yd. ♦
 WOOD SPECS: Oak, Maple
 MOIS. BARR: included
 CA TB133: +\$260

54L213W SOFA, WOOD CAP

W: 76"	D: 33"	H: 32"	SW: 72"	SD: 22"	SH: 18.5"	AH: 24"	WT: 133 lb.		
	B/COM	C	D	E	F	G	H	I	J
Zone 1:	4019	4177	4369	4579	4894	5209	5515	5830	6137
Zone 2:	4117	4275	4467	4677	4992	5307	5613	5928	6235
Zone 3:	4215	4373	4565	4775	5090	5405	5711	6026	6333
Zone 4:	4313	4471	4663	4873	5188	5503	5809	6124	6431

General Information:

COM: 8.75 yd. ♦
 WOOD SPECS: Oak, Maple
 MOIS. BARR: included
 CA TB133: +\$350



54L211U CHAIR, URETHANE CAP

W: 30"	D: 33"	H: 32"	SW: 24"	SD: 22"	SH: 18.5"	AH: 24"	WT: 69 lb.		
	B/COM	C	D	E	F	G	H	I	J
Zone 1:	2155	2241	2345	2459	2630	2801	2967	3138	3305
Zone 2:	2207	2293	2397	2511	2682	2853	3019	3190	3357
Zone 3:	2260	2346	2450	2564	2735	2906	3072	3243	3410
Zone 4:	2312	2398	2502	2616	2787	2958	3124	3295	3462

General Information:

COM: 4.75 yd. ♦
 WOOD SPECS: Oak, Maple
 MOIS. BARR: included
 CA TB133: +\$190

Urethane arm caps are available in black, khaki or espresso.

54L212U LOVESEAT, URETHANE CAP

W: 54"	D: 33"	H: 32"	SW: 48"	SD: 22"	SH: 18.5"	AH: 24"	WT: 101 lb.		
	B/COM	C	D	E	F	G	H	I	J
Zone 1:	3225	3342	3485	3641	3875	4109	4337	4571	4798
Zone 2:	3304	3421	3564	3720	3954	4188	4416	4650	4877
Zone 3:	3382	3499	3642	3798	4032	4266	4494	4728	4955
Zone 4:	3461	3578	3721	3877	4111	4345	4573	4807	5034

General Information:

COM: 6.5 yd. ♦
 WOOD SPECS: Oak, Maple
 MOIS. BARR: included
 CA TB133: +\$260

Urethane arm caps are available in black, khaki or espresso.

54L213U SOFA, URETHANE CAP

W: 76"	D: 33"	H: 32"	SW: 72"	SD: 22"	SH: 18.5"	AH: 24"	WT: 133 lb.		
	B/COM	C	D	E	F	G	H	I	J
Zone 1:	4019	4177	4369	4579	4894	5209	5515	5830	6137
Zone 2:	4117	4275	4467	4677	4992	5307	5613	5928	6235
Zone 3:	4215	4373	4565	4775	5090	5405	5711	6026	6333
Zone 4:	4313	4471	4663	4873	5188	5503	5809	6124	6431

General Information:

COM: 8.75 yd. ♦
 WOOD SPECS: Oak, Maple
 MOIS. BARR: included
 CA TB133: +\$350

Urethane arm caps are available in black, khaki or espresso.

- When ordering specify:
- Product number
 - Fabric vendor, pattern and color
 - Oak or maple wood
 - Finish
 - Urethane cap color

54-2023 END TABLE, 20H, 23DIA

W: 23" D: 23" H: 20" WT: 24 lb.

Price by Shipping Zone				
Zone	1	2	3	4
	1365	1399	1433	1467

Versant table tops feature a standard urethane edge available in various colors. Contact Customer Care to request color samples. Versant tables are available with or without a rout detail on the side support rails.

General Information:

COM: n/a ♦
 WOOD SPECS: Oak, Maple
 MOIS. BARR: n/a
 CA TB133: n/a



54-2023NR END TABLE, NO ROUT, 20H, 23W, 23D

W: 23" D: 23" H: 20" WT: 24 lb.

Price by Shipping Zone				
Zone	1	2	3	4
	1365	1399	1433	1467

Versant table tops feature a standard urethane edge available in various colors. Contact Customer Care to request color samples. Versant tables are available with or without a rout (NR) detail on the side support rails.

General Information:

COM: n/a ♦
 WOOD SPECS: Oak, Maple
 MOIS. BARR: n/a
 CA TB133: n/a



54-162440 COFFEE TABLE, 16H, 40W, 24D

W: 40" D: 24" H: 16" WT: 41 lb.

Price by Shipping Zone				
Zone	1	2	3	4
	1812	1857	1903	1948

Versant table tops feature a standard urethane edge available in various colors. Contact Customer Care to request color samples. Versant tables are available with or without a rout (NR) detail on the side support rails.

General Information:

COM: n/a ♦
 WOOD SPECS: Oak, Maple
 MOIS. BARR: n/a
 CA TB133: n/a



54-162440NR COFFEE TABLE, NO ROUT, 16H, 40W, 24D

W: 40" D: 24" H: 16" WT: 41 lb.

Price by Shipping Zone				
Zone	1	2	3	4
	1812	1857	1903	1948

Versant table tops feature a standard urethane edge available in various colors. Contact Customer Care to request color samples. Versant tables are available with or without a rout (NR) detail on the side support rails.

General Information:

COM: n/a ♦
 WOOD SPECS: Oak, Maple
 MOIS. BARR: n/a
 CA TB133: n/a



Accessories

OPTIONAL PLASTIC FOOT



Plastic Foot available at an additional charge.
 +\$116 list per table

- When ordering specify:
- Product number
 - Laminate
 - Urethane edge color
 - Oak or maple wood
 - Finish

Versant glider



54151WG20 GLIDER, 20" SEAT, UPH ARM, WOOD CAP, SHORT SKIRT

W: 27.5"	D: 30"	H: 42"	SW: 20"	SD: 19.5"	SH: 18.5"	AH: 24.75"	WT: 63 lb.		
B/COM	C	D	E	F	G	H	I	J	
Zone 1:	2491	2563	2651	2747	2891	3035	3175	3319	3459
Zone 2:	2552	2624	2712	2808	2952	3096	3236	3380	3520
Zone 3:	2613	2685	2773	2869	3013	3157	3297	3441	3581
Zone 4:	2674	2746	2834	2930	3074	3218	3358	3502	3642

General Information:

COM: 4 yd. ♦
 WOOD SPECS: Oak, Maple
 MOIS. BARR: included
 CA TB133: +\$160

54151WG22 GLIDER, 22" SEAT, UPH ARM, WOOD CAP, SHORT SKIRT

W: 29.5"	D: 30"	H: 42"	SW: 22"	SD: 19.5"	SH: 18.5"	AH: 24.75"	WT: 66 lb.		
B/COM	C	D	E	F	G	H	I	J	
Zone 1:	2593	2665	2753	2849	2993	3137	3277	3421	3561
Zone 2:	2657	2729	2817	2913	3057	3201	3341	3485	3625
Zone 3:	2720	2792	2880	2976	3120	3264	3404	3548	3688
Zone 4:	2784	2856	2944	3040	3184	3328	3468	3612	3752

General Information:

COM: 4 yd. ♦
 WOOD SPECS: Oak, Maple
 MOIS. BARR: included
 CA TB133: +\$160

54151WG24 GLIDER, 24" SEAT, UPH ARM, WOOD CAP, SHORT SKIRT

W: 31.5"	D: 30"	H: 42"	SW: 24"	SD: 19.5"	SH: 18.5"	AH: 24.75"	WT: 69 lb.		
B/COM	C	D	E	F	G	H	I	J	
Zone 1:	2706	2783	2876	2978	3131	3284	3433	3586	3735
Zone 2:	2772	2849	2942	3044	3197	3350	3499	3652	3801
Zone 3:	2839	2916	3009	3111	3264	3417	3566	3719	3868
Zone 4:	2905	2982	3075	3177	3330	3483	3632	3785	3934

General Information:

COM: 4.25 yd. ♦
 WOOD SPECS: Oak, Maple
 MOIS. BARR: included
 CA TB133: +\$170



54151UG20 GLIDER, 20" SEAT, UPH ARM, URETHANE CAP, SHORT SKIRT

W: 27.5"	D: 30"	H: 42"	SW: 20"	SD: 19.5"	SH: 18.5"	AH: 24.75"	WT: 63 lb.		
B/COM	C	D	E	F	G	H	I	J	
Zone 1:	2491	2563	2651	2747	2891	3035	3175	3319	3459
Zone 2:	2552	2624	2712	2808	2952	3096	3236	3380	3520
Zone 3:	2613	2685	2773	2869	3013	3157	3297	3441	3581
Zone 4:	2674	2746	2834	2930	3074	3218	3358	3502	3642

General Information:

COM: 4 yd. ♦
 WOOD SPECS: Oak, Maple
 MOIS. BARR: included
 CA TB133: +\$160

Urethane arm caps are available in black, khaki or espresso.

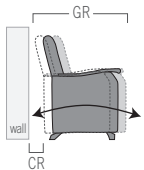
54151UG22 GLIDER, 22" SEAT, UPH ARM, URETHANE CAP, SHORT SKIRT

W: 29.5"	D: 30"	H: 42"	SW: 22"	SD: 19.5"	SH: 18.5"	AH: 24.75"	WT: 66 lb.		
B/COM	C	D	E	F	G	H	I	J	
Zone 1:	2593	2665	2753	2849	2993	3137	3277	3421	3561
Zone 2:	2657	2729	2817	2913	3057	3201	3341	3485	3625
Zone 3:	2720	2792	2880	2976	3120	3264	3404	3548	3688
Zone 4:	2784	2856	2944	3040	3184	3328	3468	3612	3752

General Information:

COM: 4 yd. ♦
 WOOD SPECS: Oak, Maple
 MOIS. BARR: included
 CA TB133: +\$160

Urethane arm caps are available in black, khaki or espresso.



GR- Glider range from forward point to rear point is 41"
 CR- Clearance required when placed against a wall is 7"

54151UG24 GLIDER, 24" SEAT, UPH ARM, URETHANE CAP, SHORT SKIRT

W: 31.5"	D: 30"	H: 42"	SW: 24"	SD: 19.5"	SH: 18.5"	AH: 24.75"	WT: 69 lb.		
B/COM	C	D	E	F	G	H	I	J	
Zone 1:	2706	2783	2876	2978	3131	3284	3433	3586	3735
Zone 2:	2772	2849	2942	3044	3197	3350	3499	3652	3801
Zone 3:	2839	2916	3009	3111	3264	3417	3566	3719	3868
Zone 4:	2905	2982	3075	3177	3330	3483	3632	3785	3934

General Information:

COM: 4.25 yd. ♦
 WOOD SPECS: Oak, Maple
 MOIS. BARR: included
 CA TB133: +\$170

Urethane arm caps are available in black, khaki or espresso.

- When ordering specify:
- Product number
 - Fabric vendor, pattern and color
 - Oak or maple wood
 - Finish
 - Urethane cap color



54151WLG20 GLIDER, 20" SEAT, UPH ARM, WOOD CAP, SHORT SKIRT, LOCKING MECHANISM

W: 27.5"	D: 30"	H: 42"	SW: 20"	SD: 19.5"	SH: 18.5"	AH: 24.75"	WT: 65 lb.		
	B/COM	C	D	E	F	G	H	I	J
Zone 1:	2649	2721	2809	2905	3049	3193	3333	3477	3617
Zone 2:	2714	2786	2874	2970	3114	3258	3398	3542	3682
Zone 3:	2779	2851	2939	3035	3179	3323	3463	3607	3747
Zone 4:	2844	2916	3004	3100	3244	3388	3528	3672	3812

General Information:

COM: 4 yd. ♦
 WOOD SPECS: Oak, Maple
 MOIS. BARR: included
 CA TB133: +\$160

54151WLG22 GLIDER, 22" SEAT, UPH ARM, WOOD CAP, SHORT SKIRT, LOCKING MECHANISM

W: 29.5"	D: 30"	H: 42"	SW: 22"	SD: 19.5"	SH: 18.5"	AH: 24.75"	WT: 68 lb.		
	B/COM	C	D	E	F	G	H	I	J
Zone 1:	2758	2830	2918	3014	3158	3302	3442	3586	3726
Zone 2:	2826	2898	2986	3082	3226	3370	3510	3654	3794
Zone 3:	2894	2966	3054	3150	3294	3438	3578	3722	3862
Zone 4:	2961	3033	3121	3217	3361	3505	3645	3789	3929

General Information:

COM: 4 yd. ♦
 WOOD SPECS: Oak, Maple
 MOIS. BARR: included
 CA TB133: +\$160

54151WLG24 GLIDER, 24" SEAT, UPH ARM, WOOD CAP, SHORT SKIRT, LOCKING MECHANISM

W: 31.5"	D: 30"	H: 42"	SW: 24"	SD: 19.5"	SH: 18.5"	AH: 24.75"	WT: 71 lb.		
	B/COM	C	D	E	F	G	H	I	J
Zone 1:	2878	2955	3048	3150	3303	3456	3605	3758	3907
Zone 2:	2949	3026	3119	3221	3374	3527	3676	3829	3978
Zone 3:	3019	3096	3189	3291	3444	3597	3746	3899	4048
Zone 4:	3090	3167	3260	3362	3515	3668	3817	3970	4119

General Information:

COM: 4.25 yd. ♦
 WOOD SPECS: Oak, Maple
 MOIS. BARR: included
 CA TB133: +\$170

54151ULG20 GLIDER, 20" SEAT, UPH ARM, URETHANE CAP, SHORT SKIRT, LOCKING MECHANISM

W: 27.5"	D: 30"	H: 42"	SW: 20"	SD: 19.5"	SH: 18.5"	AH: 24.75"	WT: 65 lb.		
	B/COM	C	D	E	F	G	H	I	J
Zone 1:	2649	2721	2809	2905	3049	3193	3333	3477	3617
Zone 2:	2714	2786	2874	2970	3114	3258	3398	3542	3682
Zone 3:	2779	2851	2939	3035	3179	3323	3463	3607	3747
Zone 4:	2844	2916	3004	3100	3244	3388	3528	3672	3812

Urethane arm caps are available in black, khaki or espresso.

General Information:

COM: 4 yd. ♦
 WOOD SPECS: Oak, Maple
 MOIS. BARR: included
 CA TB133: +\$160



54151ULG22 GLIDER, 22" SEAT, UPH ARM, URETHANE CAP, SHORT SKIRT, LOCKING MECHANISM

W: 29.5"	D: 30"	H: 42"	SW: 22"	SD: 19.5"	SH: 18.5"	AH: 24.75"	WT: 68 lb.		
	B/COM	C	D	E	F	G	H	I	J
Zone 1:	2758	2830	2918	3014	3158	3302	3442	3586	3726
Zone 2:	2826	2898	2986	3082	3226	3370	3510	3654	3794
Zone 3:	2894	2966	3054	3150	3294	3438	3578	3722	3862
Zone 4:	2961	3033	3121	3217	3361	3505	3645	3789	3929

Urethane arm caps are available in black, khaki or espresso.

General Information:

COM: 4 yd. ♦
 WOOD SPECS: Oak, Maple
 MOIS. BARR: included
 CA TB133: +\$160

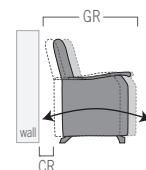
54151ULG24 GLIDER, 24" SEAT, UPH ARM, URETHANE CAP, SHORT SKIRT, LOCKING MECHANISM

W: 31.5"	D: 30"	H: 42"	SW: 24"	SD: 19.5"	SH: 18.5"	AH: 24.75"	WT: 71 lb.		
	B/COM	C	D	E	F	G	H	I	J
Zone 1:	2878	2955	3048	3150	3303	3456	3605	3758	3907
Zone 2:	2949	3026	3119	3221	3374	3527	3676	3829	3978
Zone 3:	3019	3096	3189	3291	3444	3597	3746	3899	4048
Zone 4:	3090	3167	3260	3362	3515	3668	3817	3970	4119

Urethane arm caps are available in black, khaki or espresso.

General Information:


COM: 4.25 yd. ♦
 WOOD SPECS: Oak, Maple
 MOIS. BARR: included
 CA TB133: +\$170



GR- Glider range from forward point to rear point is 41"
 CR- Clearance required when placed against a wall is 7"

- When ordering specify:
- Product number
 - Fabric vendor, pattern and color
 - Oak or maple wood
 - Finish
 - Urethane cap color

Versant glider



54251WG20 GLIDER, 20" SEAT, UPH ARM, WOOD CAP, LONG SKIRT

W: 27.5" D: 30" H: 42" SW: 20" SD: 19.5" SH: 18.5" AH: 24.75" WT: 63 lb.

	B/COM	C	D	E	F	G	H	I	J
Zone 1:	2528	2600	2688	2784	2928	3072	3212	3356	3496
Zone 2:	2590	2662	2750	2846	2990	3134	3274	3418	3558
Zone 3:	2652	2724	2812	2908	3052	3196	3336	3480	3620
Zone 4:	2714	2786	2874	2970	3114	3258	3398	3542	3682

General Information:

COM: 4 yd. ♦
 WOOD SPECS: Oak, Maple
 MOIS. BARR: included
 CA TB133: +\$160

54251WG22 GLIDER, 22" SEAT, UPH ARM, WOOD CAP, LONG SKIRT

W: 29.5" D: 30" H: 42" SW: 22" SD: 19.5" SH: 18.5" AH: 24.75" WT: 66 lb.

	B/COM	C	D	E	F	G	H	I	J
Zone 1:	2635	2712	2805	2907	3060	3213	3362	3515	3664
Zone 2:	2700	2777	2870	2972	3125	3278	3427	3580	3729
Zone 3:	2764	2841	2934	3036	3189	3342	3491	3644	3793
Zone 4:	2829	2906	2999	3101	3254	3407	3556	3709	3858

General Information:

COM: 4.25 yd. ♦
 WOOD SPECS: Oak, Maple
 MOIS. BARR: included
 CA TB133: +\$170

54251WG24 GLIDER, 24" SEAT, UPH ARM, WOOD CAP, LONG SKIRT

W: 31.5" D: 30" H: 42" SW: 24" SD: 19.5" SH: 18.5" AH: 24.75" WT: 69 lb.

	B/COM	C	D	E	F	G	H	I	J
Zone 1:	2749	2830	2929	3037	3199	3361	3519	3681	3838
Zone 2:	2816	2897	2996	3104	3266	3428	3586	3748	3905
Zone 3:	2884	2965	3064	3172	3334	3496	3654	3816	3973
Zone 4:	2951	3032	3131	3239	3401	3563	3721	3883	4040

General Information:

COM: 4.5 yd. ♦
 WOOD SPECS: Oak, Maple
 MOIS. BARR: included
 CA TB133: +\$180



54251UG20 GLIDER, 20" SEAT, UPH ARM, URETHANE CAP, LONG SKIRT

W: 27.5" D: 30" H: 42" SW: 20" SD: 19.5" SH: 18.5" AH: 24.75" WT: 63 lb.

	B/COM	C	D	E	F	G	H	I	J
Zone 1:	2528	2600	2688	2784	2928	3072	3212	3356	3496
Zone 2:	2590	2662	2750	2846	2990	3134	3274	3418	3558
Zone 3:	2652	2724	2812	2908	3052	3196	3336	3480	3620
Zone 4:	2714	2786	2874	2970	3114	3258	3398	3542	3682

General Information:

COM: 4 yd. ♦
 WOOD SPECS: Oak, Maple
 MOIS. BARR: included
 CA TB133: +\$160

Urethane arm caps are available in black, khaki or espresso.

54251UG22 GLIDER, 22" SEAT, UPH ARM, URETHANE CAP, LONG SKIRT

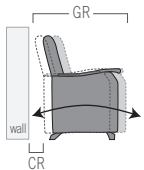
W: 29.5" D: 30" H: 42" SW: 22" SD: 19.5" SH: 18.5" AH: 24.75" WT: 66 lb.

	B/COM	C	D	E	F	G	H	I	J
Zone 1:	2635	2712	2805	2907	3060	3213	3362	3515	3664
Zone 2:	2700	2777	2870	2972	3125	3278	3427	3580	3729
Zone 3:	2764	2841	2934	3036	3189	3342	3491	3644	3793
Zone 4:	2829	2906	2999	3101	3254	3407	3556	3709	3858

General Information:

COM: 4.25 yd. ♦
 WOOD SPECS: Oak, Maple
 MOIS. BARR: included
 CA TB133: +\$170

Urethane arm caps are available in black, khaki or espresso.



GR- Glider range from forward point to rear point is 41"

CR- Clearance required when placed against a wall is 7"

54251UG24 GLIDER, 24" SEAT, UPH ARM, URETHANE CAP, LONG SKIRT

W: 31.5" D: 30" H: 42" SW: 24" SD: 19.5" SH: 18.5" AH: 24.75" WT: 69 lb.

	B/COM	C	D	E	F	G	H	I	J
Zone 1:	2749	2830	2929	3037	3199	3361	3519	3681	3838
Zone 2:	2816	2897	2996	3104	3266	3428	3586	3748	3905
Zone 3:	2884	2965	3064	3172	3334	3496	3654	3816	3973
Zone 4:	2951	3032	3131	3239	3401	3563	3721	3883	4040

General Information:

COM: 4.5 yd. ♦
 WOOD SPECS: Oak, Maple
 MOIS. BARR: included
 CA TB133: +\$180

Urethane arm caps are available in black, khaki or espresso.

- When ordering specify:
- Product number
 - Fabric vendor, pattern and color
 - Oak or maple wood
 - Finish
 - Urethane cap color

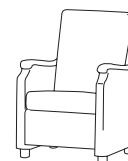
54251WLG20 GLIDER, 20" SEAT, UPH ARM, WOOD CAP, LONG SKIRT, LOCKING MECHANISM

W: 27.5" D: 30" H: 42" SW: 20" SD: 19.5" SH: 18.5" AH: 24.75" WT: 65 lb.

	B/COM	C	D	E	F	G	H	I	J
Zone 1:	2687	2759	2847	2943	3087	3231	3371	3515	3655
Zone 2:	2753	2825	2913	3009	3153	3297	3437	3581	3721
Zone 3:	2819	2891	2979	3075	3219	3363	3503	3647	3787
Zone 4:	2885	2957	3045	3141	3285	3429	3569	3713	3853

General Information:

COM: 4 yd. ♦
 WOOD SPECS: Oak, Maple
 MOIS. BARR: included
 CA TB133: +\$160



54251WLG22 GLIDER, 22" SEAT, UPH ARM, WOOD CAP, LONG SKIRT, LOCKING MECHANISM

W: 29.5" D: 30" H: 42" SW: 22" SD: 19.5" SH: 18.5" AH: 24.75" WT: 68 lb.

	B/COM	C	D	E	F	G	H	I	J
Zone 1:	2801	2878	2971	3073	3226	3379	3528	3681	3830
Zone 2:	2870	2947	3040	3142	3295	3448	3597	3750	3899
Zone 3:	2939	3016	3109	3211	3364	3517	3666	3819	3968
Zone 4:	3007	3084	3177	3279	3432	3585	3734	3887	4036

General Information:

COM: 4.25 yd. ♦
 WOOD SPECS: Oak, Maple
 MOIS. BARR: included
 CA TB133: +\$170

54251WLG24 GLIDER, 24" SEAT, UPH ARM, WOOD CAP, LONG SKIRT, LOCKING MECHANISM

W: 31.5" D: 30" H: 42" SW: 24" SD: 19.5" SH: 18.5" AH: 24.75" WT: 71 lb.

	B/COM	C	D	E	F	G	H	I	J
Zone 1:	2921	3002	3101	3209	3371	3533	3691	3853	4010
Zone 2:	2993	3074	3173	3281	3443	3605	3763	3925	4082
Zone 3:	3064	3145	3244	3352	3514	3676	3834	3996	4153
Zone 4:	3136	3217	3316	3424	3586	3748	3906	4068	4225

General Information:

COM: 4.5 yd. ♦
 WOOD SPECS: Oak, Maple
 MOIS. BARR: included
 CA TB133: +\$180

54251ULG20 GLIDER, 20" SEAT, UPH ARM, URETHANE CAP, LONG SKIRT, LOCKING MECHANISM

W: 27.5" D: 30" H: 42" SW: 20" SD: 19.5" SH: 18.5" AH: 24.75" WT: 65 lb.

	B/COM	C	D	E	F	G	H	I	J
Zone 1:	2687	2759	2847	2943	3087	3231	3371	3515	3655
Zone 2:	2753	2825	2913	3009	3153	3297	3437	3581	3721
Zone 3:	2819	2891	2979	3075	3219	3363	3503	3647	3787
Zone 4:	2885	2957	3045	3141	3285	3429	3569	3713	3853

Urethane arm caps are available in black, khaki or espresso.

General Information:

COM: 4 yd. ♦
 WOOD SPECS: Oak, Maple
 MOIS. BARR: included
 CA TB133: +\$160



54251ULG22 GLIDER, 22" SEAT, UPH ARM, URETHANE CAP, LONG SKIRT, LOCKING MECHANISM

W: 29.5" D: 30" H: 42" SW: 22" SD: 19.5" SH: 18.5" AH: 24.75" WT: 68 lb.

	B/COM	C	D	E	F	G	H	I	J
Zone 1:	2801	2878	2971	3073	3226	3379	3528	3681	3830
Zone 2:	2870	2947	3040	3142	3295	3448	3597	3750	3899
Zone 3:	2939	3016	3109	3211	3364	3517	3666	3819	3968
Zone 4:	3007	3084	3177	3279	3432	3585	3734	3887	4036

Urethane arm caps are available in black, khaki or espresso.

General Information:

COM: 4.25 yd. ♦
 WOOD SPECS: Oak, Maple
 MOIS. BARR: included
 CA TB133: +\$170

54251ULG24 GLIDER, 24" SEAT, UPH ARM, URETHANE CAP, LONG SKIRT, LOCKING MECHANISM

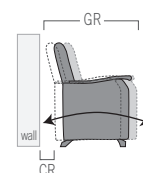
W: 31.5" D: 30" H: 42" SW: 24" SD: 19.5" SH: 18.5" AH: 24.75" WT: 71 lb.

	B/COM	C	D	E	F	G	H	I	J
Zone 1:	2921	3002	3101	3209	3371	3533	3691	3853	4010
Zone 2:	2993	3074	3173	3281	3443	3605	3763	3925	4082
Zone 3:	3064	3145	3244	3352	3514	3676	3834	3996	4153
Zone 4:	3136	3217	3316	3424	3586	3748	3906	4068	4225

Urethane arm caps are available in black, khaki or espresso.

General Information:


COM: 4.5 yd. ♦
 WOOD SPECS: Oak, Maple
 MOIS. BARR: included
 CA TB133: +\$180



GR- Glider range from forward point to rear point is 41"
 CR- Clearance required when placed against a wall is 7"

- When ordering specify:
- Product number
 - Fabric vendor, pattern and color
 - Oak or maple wood
 - Finish
 - Urethane cap color

Versant recliners



Arm Options



Wood Cap



Urethane Cap

Urethane arm caps are available in black, khaki or espresso.

Back Options

Urethane Pushbar (54900-PB)
+\$228



Specify standard or wide

Tables

Full-flip Table (54900-FT)
+\$331



Available right side only (facing front). Full-flip tables cannot be used with a foley-bag hook. Full-flip table is 13.5"W x 20"D.

Half-flip Table (54900-FTP)
+\$331



Available right side only (facing front). Half-flip table is 13.5"W x 13.25"D.

Full and half flip tables are available with a vinyl self edge or wood finished edge. Vinyl edge is available in black, white, brown, grey or almond. Specify right or left (as facing). Fold-down tablet is 12 5/8"W x 19 1/8"D. Wood finished edge is standard and only option.

Accessories

Footrest (54900-FR)
+\$228



Standard IV-pole (54900-V1)
+\$239



Specify right or left (facing front).

Chrome Trigger IV-pole (54900-V2)
+\$435



Specify right or left (facing front).

Stainless Trigger IV-pole(54900-V3)
+\$514



Specify right or left (facing front).

Arm Restraint Cap
+\$27



Foley Bag Hook (54900-BH)
+\$39



Available right side only (facing front).

54981W RECLINER, WOOD CAP

W: 30"	D: 34.75"	H: 44"	SW: 21.5"	SD: 20.5"	SH: 19.5"	AH: 25"	WT: 125 lb.		
	B/COM	C	D	E	F	G	H	I	J
Zone 1:	4161	4247	4351	4465	4636	4807	4973	5144	5311
Zone 2:	4264	4350	4454	4568	4739	4910	5076	5247	5414
Zone 3:	4366	4452	4556	4670	4841	5012	5178	5349	5516
Zone 4:	4469	4555	4659	4773	4944	5115	5281	5452	5619

General Information:

COM: 4.75 yd. ♦
 WOOD SPECS: Oak, Maple
 MOIS. BARR: included
 CA TB133: +\$190



54W981W RECLINER, WIDE, WOOD CAP

W: 32"	D: 34.75"	H: 44"	SW: 23.5"	SD: 20.5"	SH: 19.5"	AH: 25"	WT: 130 lb.		
	B/COM	C	D	E	F	G	H	I	J
Zone 1:	4478	4568	4678	4798	4978	5158	5333	5513	5688
Zone 2:	4588	4678	4788	4908	5088	5268	5443	5623	5798
Zone 3:	4699	4789	4899	5019	5199	5379	5554	5734	5909
Zone 4:	4809	4899	5009	5129	5309	5489	5664	5844	6019

General Information:

COM: 5 yd. ♦
 WOOD SPECS: Oak, Maple
 MOIS. BARR: included
 CA TB133: +\$200



54981U RECLINER, URETHANE CAP

W: 30"	D: 34.75"	H: 44"	SW: 21.5"	SD: 20.5"	SH: 19.5"	AH: 25"	WT: 125 lb.		
	B/COM	C	D	E	F	G	H	I	J
Zone 1:	4161	4247	4351	4465	4636	4807	4973	5144	5311
Zone 2:	4264	4350	4454	4568	4739	4910	5076	5247	5414
Zone 3:	4366	4452	4556	4670	4841	5012	5178	5349	5516
Zone 4:	4469	4555	4659	4773	4944	5115	5281	5452	5619

General Information:

COM: 4.75 yd. ♦
 WOOD SPECS: Oak, Maple
 MOIS. BARR: included
 CA TB133: +\$190



Urethane arm caps and pushbar available in black, khaki or espresso.

54W981U RECLINER, WIDE, URETHANE CAP

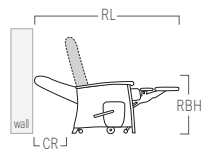
W: 32"	D: 34.75"	H: 44"	SW: 23.5"	SD: 20.5"	SH: 19.5"	AH: 25"	WT: 130 lb.		
	B/COM	C	D	E	F	G	H	I	J
Zone 1:	4478	4568	4678	4798	4978	5158	5333	5513	5688
Zone 2:	4588	4678	4788	4908	5088	5268	5443	5623	5798
Zone 3:	4699	4789	4899	5019	5199	5379	5554	5734	5909
Zone 4:	4809	4899	5009	5129	5309	5489	5664	5844	6019

General Information:

COM: 5 yd. ♦
 WOOD SPECS: Oak, Maple
 MOIS. BARR: included
 CA TB133: +\$200



Urethane arm caps and pushbar available in black, khaki or espresso.



RL- Reclined length 65"
 RBH- Reclined back height 33.5"
 CR- Clearance required when placed against a wall is 24"

- When ordering specify:
- Product number
 - Fabric vendor, pattern and color
 - Oak or maple wood
 - Finish
 - Recliner options
 - Urethane cap color

Versant orthopedic recliners



54H981W ORTHOPEDIC RECLINER, WOOD CAP

W: 30"	D: 34.75"	H: 46"	SW: 21.5"	SD: 20.5"	SH: 21.5"	AH: 27"	WT: 128 lb.		
	B/COM	C	D	E	F	G	H	I	J
Zone 1:	4416	4506	4616	4736	4916	5096	5271	5451	5626
Zone 2:	4525	4615	4725	4845	5025	5205	5380	5560	5735
Zone 3:	4634	4724	4834	4954	5134	5314	5489	5669	5844
Zone 4:	4743	4833	4943	5063	5243	5423	5598	5778	5953

General Information:

COM: 5 yd. ♦
 WOOD SPECS: Oak, Maple
 MOIS. BARR: included
 CA TB133: +\$200



54WH981W ORTHOPEDIC RECLINER, WIDE, WOOD CAP

W: 32"	D: 34.75"	H: 46"	SW: 23.5"	SD: 20.5"	SH: 21.5"	AH: 27"	WT: 133 lb.		
	B/COM	C	D	E	F	G	H	I	J
Zone 1:	4732	4827	4942	5068	5257	5446	5630	5819	6003
Zone 2:	4849	4944	5059	5185	5374	5563	5747	5936	6120
Zone 3:	4965	5060	5175	5301	5490	5679	5863	6052	6236
Zone 4:	5082	5177	5292	5418	5607	5796	5980	6169	6353

General Information:

COM: 5.25 yd. ♦
 WOOD SPECS: Oak, Maple
 MOIS. BARR: included
 CA TB133: +\$210



54H981U ORTHOPEDIC RECLINER, URETHANE CAP

W: 30"	D: 34.75"	H: 46"	SW: 21.5"	SD: 20.5"	SH: 21.5"	AH: 27"	WT: 128 lb.		
	B/COM	C	D	E	F	G	H	I	J
Zone 1:	4416	4506	4616	4736	4916	5096	5271	5451	5626
Zone 2:	4525	4615	4725	4845	5025	5205	5380	5560	5735
Zone 3:	4634	4724	4834	4954	5134	5314	5489	5669	5844
Zone 4:	4743	4833	4943	5063	5243	5423	5598	5778	5953

General Information:

COM: 5 yd. ♦
 WOOD SPECS: Oak, Maple
 MOIS. BARR: included
 CA TB133: +\$200

Urethane arm caps and pushbar available in black, khaki or espresso.



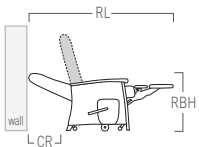
54WH981U ORTHOPEDIC RECLINER, WIDE, URETHANE CAP

W: 32"	D: 34.75"	H: 46"	SW: 23.5"	SD: 20.5"	SH: 21.5"	AH: 27"	WT: 133 lb.		
	B/COM	C	D	E	F	G	H	I	J
Zone 1:	4732	4827	4942	5068	5257	5446	5630	5819	6003
Zone 2:	4849	4944	5059	5185	5374	5563	5747	5936	6120
Zone 3:	4965	5060	5175	5301	5490	5679	5863	6052	6236
Zone 4:	5082	5177	5292	5418	5607	5796	5980	6169	6353

General Information:

COM: 5.25 yd. ♦
 WOOD SPECS: Oak, Maple
 MOIS. BARR: included
 CA TB133: +\$210

Urethane arm caps and pushbar available in black, khaki or espresso.



RL- Reclined length 73"
 RBH- Reclined back height 31"
 CR- Clearance required when placed against a wall is 23"

- When ordering specify:
- Product number
 - Fabric vendor, pattern and color
 - Oak or maple wood
 - Finish
 - Recliner options
 - Urethane cap color

54981WP SLEEP RECLINER, WOOD CAP

W: 30"	D: 34.75"	H: 44"	SW: 21.5"	SD: 20.5"	SH: 19.5"	AH: 25"	WT: 140 lb.		
B/COM	C	D	E	F	G	H	I	J	
Zone 1:	4560	4646	4750	4864	5035	5206	5372	5543	5710
Zone 2:	4673	4759	4863	4977	5148	5319	5485	5656	5823
Zone 3:	4785	4871	4975	5089	5260	5431	5597	5768	5935
Zone 4:	4898	4984	5088	5202	5373	5544	5710	5881	6048

General Information:

COM: 4.75 yd. ♦
 WOOD SPECS: Oak, Maple
 MOIS. BARR: included
 CA TB133: +\$190



54W981WP SLEEP RECLINER, WIDE, WOOD CAP

W: 32"	D: 34.75"	H: 44"	SW: 23.5"	SD: 20.5"	SH: 19.5"	AH: 25"	WT: 145 lb.		
B/COM	C	D	E	F	G	H	I	J	
Zone 1:	4877	4967	5077	5197	5377	5557	5732	5912	6087
Zone 2:	4997	5087	5197	5317	5497	5677	5852	6032	6207
Zone 3:	5118	5208	5318	5438	5618	5798	5973	6153	6328
Zone 4:	5238	5328	5438	5558	5738	5918	6093	6273	6448

General Information:

COM: 5 yd. ♦
 WOOD SPECS: Oak, Maple
 MOIS. BARR: included
 CA TB133: +\$200



54981UP SLEEP RECLINER, URETHANE CAP

W: 30"	D: 34.75"	H: 44"	SW: 21.5"	SD: 20.5"	SH: 19.5"	AH: 25"	WT: 140 lb.		
B/COM	C	D	E	F	G	H	I	J	
Zone 1:	4560	4646	4750	4864	5035	5206	5372	5543	5710
Zone 2:	4673	4759	4863	4977	5148	5319	5485	5656	5823
Zone 3:	4785	4871	4975	5089	5260	5431	5597	5768	5935
Zone 4:	4898	4984	5088	5202	5373	5544	5710	5881	6048

General Information:

COM: 4.75 yd. ♦
 WOOD SPECS: Oak, Maple
 MOIS. BARR: included
 CA TB133: +\$190



Urethane arm caps and pushbar available in black, khaki or espresso.

54W981UP SLEEP RECLINER, WIDE, URETHANE CAP

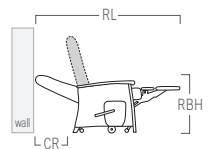
W: 32"	D: 34.75"	H: 44"	SW: 23.5"	SD: 20.5"	SH: 19.5"	AH: 25"	WT: 145 lb.		
B/COM	C	D	E	F	G	H	I	J	
Zone 1:	4877	4967	5077	5197	5377	5557	5732	5912	6087
Zone 2:	4997	5087	5197	5317	5497	5677	5852	6032	6207
Zone 3:	5118	5208	5318	5438	5618	5798	5973	6153	6328
Zone 4:	5238	5328	5438	5558	5738	5918	6093	6273	6448

General Information:

COM: 5 yd. ♦
 WOOD SPECS: Oak, Maple
 MOIS. BARR: included
 CA TB133: +\$200



Urethane arm caps and pushbar available in black, khaki or espresso.



RL- Reclined length 73"
 RBH- Reclined back height 31"
 Back angle is 168 degrees
 CR- Clearance required when placed against a wall is 21"

- When ordering specify:
- Product number
 - Fabric vendor, pattern and color
 - Oak or maple wood
 - Finish
 - Recliner options
 - Urethane cap color

Versant orthopedic sleep recliners



54H981WP ORTHOPEDIC SLEEP RECLINER, WOOD CAP									
W: 30"	D: 34.75"	H: 46"	SW: 21.5"	SD: 20.5"	SH: 21.5"	AH: 27"	WT: 148 lb.		
	B/COM	C	D	E	F	G	H	I	J
Zone 1:	4815	4905	5015	5135	5315	5495	5670	5850	6025
Zone 2:	4934	5024	5134	5254	5434	5614	5789	5969	6144
Zone 3:	5053	5143	5253	5373	5553	5733	5908	6088	6263
Zone 4:	5172	5262	5372	5492	5672	5852	6027	6207	6382

General Information:

COM: 5 yd. ♦
 WOOD SPECS: Oak, Maple
 MOIS. BARR: included
 CA TB133: +\$200



54WH981WP ORTHOPEDIC SLEEP RECLINER, WIDE, WOOD CAP									
W: 32"	D: 34.75"	H: 46"	SW: 23.5"	SD: 20.5"	SH: 21.5"	AH: 27"	WT: 150 lb.		
	B/COM	C	D	E	F	G	H	I	J
Zone 1:	4908	5003	5118	5244	5433	5622	5806	5995	6179
Zone 2:	5029	5124	5239	5365	5554	5743	5927	6116	6300
Zone 3:	5150	5245	5360	5486	5675	5864	6048	6237	6421
Zone 4:	5271	5366	5481	5607	5796	5985	6169	6358	6542

General Information:

COM: 5.25 yd. ♦
 WOOD SPECS: Oak, Maple
 MOIS. BARR: included
 CA TB133: +\$210



54H981UP ORTHOPEDIC SLEEP RECLINER, URETHANE CAP									
W: 30"	D: 34.75"	H: 46"	SW: 21.5"	SD: 20.5"	SH: 21.5"	AH: 27"	WT: 148 lb.		
	B/COM	C	D	E	F	G	H	I	J
Zone 1:	4815	4905	5015	5135	5315	5495	5670	5850	6025
Zone 2:	4934	5024	5134	5254	5434	5614	5789	5969	6144
Zone 3:	5053	5143	5253	5373	5553	5733	5908	6088	6263
Zone 4:	5172	5262	5372	5492	5672	5852	6027	6207	6382

General Information:

COM: 5 yd. ♦
 WOOD SPECS: Oak, Maple
 MOIS. BARR: included
 CA TB133: +\$200

Urethane arm caps and pushbar available in black, khaki or espresso.

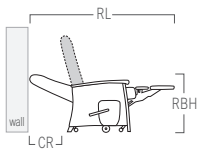


54WH981UP ORTHOPEDIC SLEEP RECLINER, WIDE, URETHANE CAP									
W: 32"	D: 34.75"	H: 46"	SW: 23.5"	SD: 20.5"	SH: 21.5"	AH: 27"	WT: 150 lb.		
	B/COM	C	D	E	F	G	H	I	J
Zone 1:	4908	5003	5118	5244	5433	5622	5806	5995	6179
Zone 2:	5029	5124	5239	5365	5554	5743	5927	6116	6300
Zone 3:	5150	5245	5360	5486	5675	5864	6048	6237	6421
Zone 4:	5271	5366	5481	5607	5796	5985	6169	6358	6542

General Information:

COM: 5.25 yd. ♦
 WOOD SPECS: Oak, Maple
 MOIS. BARR: included
 CA TB133: +\$210

Urethane arm caps and pushbar available in black, khaki or espresso.



RL- Reclined length 73"
 RBH- Reclined back height 31"
 Back angle is 168 degrees
 CR- Clearance required when placed against a wall is 23"

- When ordering specify:
- Product number
 - Fabric vendor, pattern and color
 - Oak or maple wood
 - Finish
 - Recliner options
 - Urethane cap color

54981WPT TRENDELENBURG RECLINER, WOOD CAP

W: 30"	D: 34.75"	H: 44"	SW: 21.5"	SD: 20.5"	SH: 19"	AH: 24.75"	WT: 148 lb.		
	B/COM	C	D	E	F	G	H	I	J
Zone 1:	4594	4680	4784	4898	5069	5240	5406	5577	5744
Zone 2:	4707	4793	4897	5011	5182	5353	5519	5690	5857
Zone 3:	4821	4907	5011	5125	5296	5467	5633	5804	5971
Zone 4:	4934	5020	5124	5238	5409	5580	5746	5917	6084

General Information:

COM: 4.75 yd. ♦
 WOOD SPECS: Oak, Maple
 MOIS. BARR: included
 CA TB133: +\$190



54W981WPT TRENDELENBURG RECLINER, WIDE, WOOD CAP

W: 32"	D: 34.75"	H: 44"	SW: 23.5"	SD: 20.5"	SH: 19"	AH: 24.75"	WT: 150 lb.		
	B/COM	C	D	E	F	G	H	I	J
Zone 1:	4906	4996	5106	5226	5406	5586	5761	5941	6116
Zone 2:	5027	5117	5227	5347	5527	5707	5882	6062	6237
Zone 3:	5148	5238	5348	5468	5648	5828	6003	6183	6358
Zone 4:	5269	5359	5469	5589	5769	5949	6124	6304	6479

General Information:

COM: 5 yd. ♦
 WOOD SPECS: Oak, Maple
 MOIS. BARR: included
 CA TB133: +\$200



54981UPT TRENDELENBURG RECLINER, URETHANE CAP

W: 30"	D: 34.75"	H: 44"	SW: 21.5"	SD: 20.5"	SH: 19"	AH: 24.75"	WT: 148 lb.		
	B/COM	C	D	E	F	G	H	I	J
Zone 1:	4594	4680	4784	4898	5069	5240	5406	5577	5744
Zone 2:	4707	4793	4897	5011	5182	5353	5519	5690	5857
Zone 3:	4821	4907	5011	5125	5296	5467	5633	5804	5971
Zone 4:	4934	5020	5124	5238	5409	5580	5746	5917	6084

General Information:

COM: 4.75 yd. ♦
 WOOD SPECS: Oak, Maple
 MOIS. BARR: included
 CA TB133: +\$190



Urethane arm caps and pushbar available in black, khaki or espresso.

54W981UPT TRENDELENBURG RECLINER, WIDE, URETHANE CAP

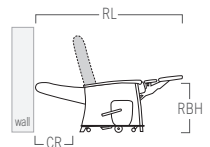
W: 32"	D: 34.75"	H: 44"	SW: 23.5"	SD: 20.5"	SH: 19"	AH: 24.75"	WT: 150 lb.		
	B/COM	C	D	E	F	G	H	I	J
Zone 1:	4906	4996	5106	5226	5406	5586	5761	5941	6116
Zone 2:	5027	5117	5227	5347	5527	5707	5882	6062	6237
Zone 3:	5148	5238	5348	5468	5648	5828	6003	6183	6358
Zone 4:	5269	5359	5469	5589	5769	5949	6124	6304	6479

General Information:

COM: 5 yd. ♦
 WOOD SPECS: Oak, Maple
 MOIS. BARR: included
 CA TB133: +\$200



Urethane arm caps and pushbar available in black, khaki or espresso.



RL- Reclined length 72"
 RBH- Reclined back height 22"
 CR- Clearance required when placed against a wall is 21"

- When ordering specify:
- Product number
 - Fabric vendor, pattern and color
 - Oak or maple wood
 - Finish
 - Recliner options
 - Urethane cap color

Versant sleep chairs



54841W24 SLEEP CHAIR, 24" SEAT, WOOD CAP

W: 32.5"	D: 39"	H: 31.25"	SW: 24"	SD: 21.75"	SH: 17.5"	AH: 24.5"	WT: 130 lb.		
	B/COM	C	D	E	F	G	H	I	J
Zone 1:	4079	4201	4349	4511	4754	4997	5233	5476	5713
Zone 2:	4179	4301	4449	4611	4854	5097	5333	5576	5813
Zone 3:	4279	4401	4549	4711	4954	5197	5433	5676	5913
Zone 4:	4379	4501	4649	4811	5054	5297	5533	5776	6013

General Information:

COM: 6.75 yd. ♦
 WOOD SPECS: Oak, Maple
 MOIS. BARR: included
 CA TB133: +\$270

54841W30 SLEEP CHAIR, 30" SEAT, WOOD CAP

W: 38.5"	D: 39"	H: 31.25"	SW: 30"	SD: 21.75"	SH: 17.5"	AH: 24.5"	WT: 148 lb.		
	B/COM	C	D	E	F	G	H	I	J
Zone 1:	4436	4607	4816	5044	5386	5728	6061	6403	6735
Zone 2:	4544	4715	4924	5152	5494	5836	6169	6511	6843
Zone 3:	4652	4823	5032	5260	5602	5944	6277	6619	6951
Zone 4:	4760	4931	5140	5368	5710	6052	6385	6727	7059

General Information:

COM: 9.5 yd. ♦
 WOOD SPECS: Oak, Maple
 MOIS. BARR: included
 CA TB133: +\$380

54841W48 SLEEP CHAIR, 48" SEAT, WOOD CAP

W: 56.5"	D: 39"	H: 31.25"	SW: 48"	SD: 21.75"	SH: 17.5"	AH: 24.5"	WT: 202 lb.		
	B/COM	C	D	E	F	G	H	I	J
Zone 1:	5114	5294	5514	5754	6114	6474	6824	7184	7534
Zone 2:	5239	5419	5639	5879	6239	6599	6949	7309	7659
Zone 3:	5364	5544	5764	6004	6364	6724	7074	7434	7784
Zone 4:	5489	5669	5889	6129	6489	6849	7199	7559	7909

General Information:

COM: 10 yd. ♦
 WOOD SPECS: Oak, Maple
 MOIS. BARR: included
 CA TB133: +\$400

54841U24 SLEEP CHAIR, 24" SEAT, URETHANE CAP

W: 32.5"	D: 39"	H: 31.25"	SW: 24"	SD: 21.75"	SH: 17.5"	AH: 24.5"	WT: 133 lb.		
	B/COM	C	D	E	F	G	H	I	J
Zone 1:	4079	4201	4349	4511	4754	4997	5233	5476	5713
Zone 2:	4179	4301	4449	4611	4854	5097	5333	5576	5813
Zone 3:	4279	4401	4549	4711	4954	5197	5433	5676	5913
Zone 4:	4379	4501	4649	4811	5054	5297	5533	5776	6013

General Information:

COM: 6.75 yd. ♦
 WOOD SPECS: Oak, Maple
 MOIS. BARR: included
 CA TB133: +\$270

Urethane arm caps are available in black, khaki or espresso.

54841U30 SLEEP CHAIR, 30" SEAT, URETHANE CAP

W: 38.5"	D: 39"	H: 31.25"	SW: 30"	SD: 21.75"	SH: 17.5"	AH: 24.5"	WT: 151 lb.		
	B/COM	C	D	E	F	G	H	I	J
Zone 1:	4436	4607	4816	5044	5386	5728	6061	6403	6735
Zone 2:	4544	4715	4924	5152	5494	5836	6169	6511	6843
Zone 3:	4652	4823	5032	5260	5602	5944	6277	6619	6951
Zone 4:	4760	4931	5140	5368	5710	6052	6385	6727	7059

General Information:

COM: 9.5 yd. ♦
 WOOD SPECS: Oak, Maple
 MOIS. BARR: included
 CA TB133: +\$380

Urethane arm caps are available in black, khaki or espresso.

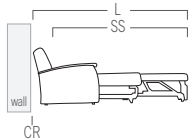
54841U48 SLEEP CHAIR, 48" SEAT, URETHANE CAP

W: 56.5"	D: 39"	H: 31.25"	SW: 48"	SD: 21.75"	SH: 17.5"	AH: 24.5"	WT: 205 lb.		
	B/COM	C	D	E	F	G	H	I	J
Zone 1:	5114	5294	5514	5754	6114	6474	6824	7184	7534
Zone 2:	5239	5419	5639	5879	6239	6599	6949	7309	7659
Zone 3:	5364	5544	5764	6004	6364	6724	7074	7434	7784
Zone 4:	5489	5669	5889	6129	6489	6849	7199	7559	7909

General Information:

COM: 10 yd. ♦
 WOOD SPECS: Oak, Maple
 MOIS. BARR: included
 CA TB133: +\$400

Urethane arm caps are available in black, khaki or espresso.



SS- Sleep surface 77"
 CR- Clearance required to open sleep surface when placed against a wall is 0"
 L- Overall length is 92"

- When ordering specify:
- Product number
 - Fabric vendor, pattern and color
 - Oak or maple wood
 - Finish
 - Sleep chair options
 - Urethane cap color

Accessories

Casters, 5 lb. \$283 When 48" unit is ordered with casters: (2) slides are provided on the front and (2) locking casters are provided on the back.



7324004 CHAIR, WOOD ARM, LOW BACK

W: 24"	D: 25.5"	H: 33"	SW: 20"	SD: 18.75"	SH: 18"	AH: 25.75"	WT: 28 lb.		
	B/COM	C	D	E	F	G	H	I	J
Zone 1:	1152	1179	1212	1248	1302	1356	1409	1463	1515
Zone 2:	1180	1207	1240	1276	1330	1384	1437	1491	1543
Zone 3:	1209	1236	1269	1305	1359	1413	1466	1520	1572
Zone 4:	1237	1264	1297	1333	1387	1441	1494	1548	1600

General Information:

COM: 1.5 yd. ♦
 WOOD SPECS: Beech
 MOIS. BARR: +\$8
 CA TB133: +\$60

7324029 LOVESEAT, WOOD ARM, LOW BACK

W: 46"	D: 25.5"	H: 33"	SW: 20"	SD: 18.75"	SH: 18"	AH: 25.75"	WT: 50 lb.		
	B/COM	C	D	E	F	G	H	I	J
Zone 1:	2184	2236	2300	2369	2474	2578	2680	2784	2886
Zone 2:	2238	2290	2354	2423	2528	2632	2734	2838	2940
Zone 3:	2291	2343	2407	2476	2581	2685	2787	2891	2993
Zone 4:	2345	2397	2461	2530	2635	2739	2841	2945	3047

General Information:

COM: 2.9 yd. ♦
 WOOD SPECS: Beech
 MOIS. BARR: +\$14
 CA TB133: +\$116

7324030 SOFA, WOOD ARM, LOW BACK

W: 68"	D: 25.5"	H: 33"	SW: 20"	SD: 18.75"	SH: 18"	AH: 25.75"	WT: 71 lb.		
	B/COM	C	D	E	F	G	H	I	J
Zone 1:	3141	3220	3317	3422	3581	3739	3893	4052	4206
Zone 2:	3218	3297	3394	3499	3658	3816	3970	4129	4283
Zone 3:	3295	3374	3471	3576	3735	3893	4047	4206	4360
Zone 4:	3373	3452	3549	3654	3813	3971	4125	4284	4438

General Information:

COM: 4.4 yd. ♦
 WOOD SPECS: Beech
 MOIS. BARR: +\$22
 CA TB133: +\$176

7324033 LOVESEAT, WOOD ARM, SHORT CENTER ARMS, LOW BACK

W: 46"	D: 25.5"	H: 33"	SW: 20"	SD: 18.75"	SH: 18"	AH: 25.75"	WT: 52 lb.		
	B/COM	C	D	E	F	G	H	I	J
Zone 1:	2270	2324	2390	2462	2570	2678	2783	2891	2996
Zone 2:	2326	2380	2446	2518	2626	2734	2839	2947	3052
Zone 3:	2382	2436	2502	2574	2682	2790	2895	3003	3108
Zone 4:	2438	2492	2558	2630	2738	2846	2951	3059	3164

General Information:

COM: 3 yd. ♦
 WOOD SPECS: Beech
 MOIS. BARR: +\$14
 CA TB133: +\$120

7324036 SOFA, WOOD ARM, SHORT CENTER ARMS, LOW BACK

W: 68"	D: 25.5"	H: 33"	SW: 20"	SD: 18.75"	SH: 18"	AH: 25.75"	WT: 75 lb.		
	B/COM	C	D	E	F	G	H	I	J
Zone 1:	3447	3526	3623	3728	3887	4045	4199	4358	4512
Zone 2:	3532	3611	3708	3813	3972	4130	4284	4443	4597
Zone 3:	3617	3696	3793	3898	4057	4215	4369	4528	4682
Zone 4:	3702	3781	3878	3983	4142	4300	4454	4613	4767

General Information:

COM: 4.4 yd. ♦
 WOOD SPECS: Beech
 MOIS. BARR: +\$22
 CA TB133: +\$176

Accessories

Urethane Arm Caps	+\$135	2 arms	Available in black, khaki or espresso.
Urethane Arm Caps	+\$202	3 arms	Available in black, khaki or espresso.
Urethane Arm Caps	+\$269	4 arms	Available in black, khaki or espresso.

- When ordering specify:
- Product number
 - Fabric vendor, pattern and color
 - Finish
 - Leg extension option
 - Moisture barrier option
 - Urethane cap color

Wedgewood mid back



7324005 CHAIR, WOOD ARM, MID BACK

W: 24"	D: 25.5"	H: 39"	SW: 20"	SD: 18.75"	SH: 18"	AH: 25.75"	WT: 31 lb.		
	B/COM	C	D	E	F	G	H	I	J
Zone 1:	1207	1234	1267	1303	1357	1411	1464	1518	1570
Zone 2:	1237	1264	1297	1333	1387	1441	1494	1548	1600
Zone 3:	1266	1293	1326	1362	1416	1470	1523	1577	1629
Zone 4:	1296	1323	1356	1392	1446	1500	1553	1607	1659

General Information:

COM: 1.5 yd. ♦
 WOOD SPECS: Beech
 MOIS. BARR: +\$8
 CA TB133: +\$60

7324031 LOVESEAT, WOOD ARM, MID BACK

W: 46"	D: 25.5"	H: 39"	SW: 20"	SD: 18.75"	SH: 18"	AH: 25.75"	WT: 54 lb.		
	B/COM	C	D	E	F	G	H	I	J
Zone 1:	2423	2477	2543	2615	2723	2831	2936	3044	3149
Zone 2:	2483	2537	2603	2675	2783	2891	2996	3104	3209
Zone 3:	2542	2596	2662	2734	2842	2950	3055	3163	3268
Zone 4:	2602	2656	2722	2794	2902	3010	3115	3223	3328

General Information:

COM: 3 yd. ♦
 WOOD SPECS: Beech
 MOIS. BARR: +\$14
 CA TB133: +\$120

7324032 SOFA, WOOD ARM, MID BACK

W: 68"	D: 25.5"	H: 39"	SW: 20"	SD: 18.75"	SH: 18"	AH: 25.75"	WT: 77 lb.		
	B/COM	C	D	E	F	G	H	I	J
Zone 1:	3483	3562	3659	3764	3923	4081	4235	4394	4548
Zone 2:	3569	3648	3745	3850	4009	4167	4321	4480	4634
Zone 3:	3655	3734	3831	3936	4095	4253	4407	4566	4720
Zone 4:	3740	3819	3916	4021	4180	4338	4492	4651	4805

General Information:

COM: 4.4 yd. ♦
 WOOD SPECS: Beech
 MOIS. BARR: +\$22
 CA TB133: +\$176

7324040 LOVESEAT, SHORT CENTER ARMS, MID BACK

W: 46"	D: 25.5"	H: 39"	SW: 20"	SD: 18.75"	SH: 18"	AH: 25.75"	WT: 56 lb.		
	B/COM	C	D	E	F	G	H	I	J
Zone 1:	2513	2567	2633	2705	2813	2921	3026	3134	3239
Zone 2:	2575	2629	2695	2767	2875	2983	3088	3196	3301
Zone 3:	2637	2691	2757	2829	2937	3045	3150	3258	3363
Zone 4:	2699	2753	2819	2891	2999	3107	3212	3320	3425

General Information:

COM: 3 yd. ♦
 WOOD SPECS: Beech
 MOIS. BARR: +\$14
 CA TB133: +\$120

7324043 SOFA, WOOD ARM, SHORT CENTER ARMS, MID BACK

W: 68"	D: 25.5"	H: 39"	SW: 20"	SD: 18.75"	SH: 18"	AH: 25.75"	WT: 81 lb.		
	B/COM	C	D	E	F	G	H	I	J
Zone 1:	3812	3891	3988	4093	4252	4410	4564	4723	4877
Zone 2:	3906	3985	4082	4187	4346	4504	4658	4817	4971
Zone 3:	4000	4079	4176	4281	4440	4598	4752	4911	5065
Zone 4:	4094	4173	4270	4375	4534	4692	4846	5005	5159

General Information:

COM: 4.4 yd. ♦
 WOOD SPECS: Beech
 MOIS. BARR: +\$22
 CA TB133: +\$176

Accessories

Urethane Arm Caps	+\$135	2 arms	Available in black, khaki or espresso.
Urethane Arm Caps	+\$202	3 arms	Available in black, khaki or espresso.
Urethane Arm Caps	+\$269	4 arms	Available in black, khaki or espresso.


- When ordering specify:
- Product number
 - Fabric vendor, pattern and color
 - Finish
 - Leg extension option
 - Moisture barrier option
 - Urethane cap color

7324006 PATIENT CHAIR, WOOD ARM, HIGH BACK

W: 24"	D: 25.5"	H: 43"	SW: 20"	SD: 18.75"	SH: 18"	AH: 25.75"	WT: 33 lb.		
	B/COM	C	D	E	F	G	H	I	J
Zone 1:	1273	1313	1361	1414	1493	1573	1650	1729	1806
Zone 2:	1304	1344	1392	1445	1524	1604	1681	1760	1837
Zone 3:	1335	1375	1423	1476	1555	1635	1712	1791	1868
Zone 4:	1367	1407	1455	1508	1587	1667	1744	1823	1900

General Information:

COM: 2.2 yd. ♦
 WOOD SPECS: Beech
 MOIS. BARR: +\$8
 CA TB133: +\$88




7324009 MOTION CHAIR, WOOD ARM, MID BACK

W: 25"	D: 26.5"	H: 39"	SW: 20.25"	SD: 18.75"	SH: 18"	AH: 25.75"	WT: 50 lb.		
	B/COM	C	D	E	F	G	H	I	J
Zone 1:	1713	1753	1801	1854	1933	2013	2090	2169	2246
Zone 2:	1755	1795	1843	1896	1975	2055	2132	2211	2288
Zone 3:	1797	1837	1885	1938	2017	2097	2174	2253	2330
Zone 4:	1840	1880	1928	1981	2060	2140	2217	2296	2373

General Information:

COM: 2.2 yd. ♦
 WOOD SPECS: Beech
 MOIS. BARR: +\$6
 CA TB133: +\$88



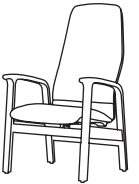
Leg extensions are not available on motion chairs.

7324010 MOTION PATIENT CHAIR, WOOD ARM, HIGH BACK

W: 25"	D: 26.5"	H: 45"	SW: 20.25"	SD: 18.75"	SH: 18"	AH: 25.75"	WT: 52 lb.		
	B/COM	C	D	E	F	G	H	I	J
Zone 1:	1769	1809	1857	1910	1989	2069	2146	2225	2302
Zone 2:	1813	1853	1901	1954	2033	2113	2190	2269	2346
Zone 3:	1856	1896	1944	1997	2076	2156	2233	2312	2389
Zone 4:	1900	1940	1988	2041	2120	2200	2277	2356	2433

General Information:

COM: 2.2 yd. ♦
 WOOD SPECS: Beech
 MOIS. BARR: +\$6
 CA TB133: +\$88



Leg extensions are not available on motion chairs.

7024007 OTTOMAN, 10" HEIGHT

W: 19"	D: 16"	H: 10"	WT: 9 lb.						
	B/COM	C	D	E	F	G	H	I	J
Zone 1:	559	566	575	584	599	613	627	642	656
Zone 2:	573	580	589	598	613	627	641	656	670
Zone 3:	587	594	603	612	627	641	655	670	684
Zone 4:	601	608	617	626	641	655	669	684	698

General Information:

COM: 0.4 yd. ♦
 WOOD SPECS: Beech
 MOIS. BARR: +\$5
 CA TB133: +\$16

7024008 OTTOMAN, 18" HEIGHT

W: 19"	D: 16.75"	H: 18"	WT: 15 lb.						
	B/COM	C	D	E	F	G	H	I	J
Zone 1:	559	566	575	584	599	613	627	642	656
Zone 2:	573	580	589	598	613	627	641	656	670
Zone 3:	587	594	603	612	627	641	655	670	684
Zone 4:	601	608	617	626	641	655	669	684	698

General Information:

COM: 0.4 yd. ♦
 WOOD SPECS: Beech
 MOIS. BARR: +\$5
 CA TB133: +\$16

Accessories

Urethane Arm Caps	+\$135	2 arms	Available in black, khaki or espresso.
Urethane Arm Caps	+\$202	3 arms	Available in black, khaki or espresso.
Urethane Arm Caps	+\$269	4 arms	Available in black, khaki or espresso.

- When ordering specify:*
- Product number
 - Fabric vendor, pattern and color
 - Finish
 - Leg extension option
 - Moisture barrier option
 - Urethane cap color

Wedgewood bariatric



7324058 BARIATRIC CHAIR, 20" SEAT, WOOD ARM

W: 24"	D: 24.75"	H: 35"	SW: 20"	SD: 18.75"	SH: 18"	AH: 25.75"	WT: 30 lb.		
	B/COM	C	D	E	F	G	H	I	J
Zone 1:	1207	1234	1267	1303	1357	1411	1464	1518	1570
Zone 2:	1237	1264	1297	1333	1387	1441	1494	1548	1600
Zone 3:	1266	1293	1326	1362	1416	1470	1523	1577	1629
Zone 4:	1296	1323	1356	1392	1446	1500	1553	1607	1659

General Information:

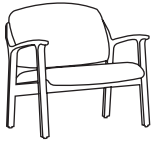
COM: 1.5 yd. ♦
 WOOD SPECS: Beech
 MOIS. BARR: +\$8
 CA TB133: +\$60

7324054 BARIATRIC CHAIR, 25" SEAT, WOOD ARM

W: 29"	D: 24.75"	H: 35"	SW: 25"	SD: 18.75"	SH: 18"	AH: 25.75"	WT: 36 lb.		
	B/COM	C	D	E	F	G	H	I	J
Zone 1:	1544	1585	1636	1691	1774	1856	1937	2020	2100
Zone 2:	1582	1623	1674	1729	1812	1894	1975	2058	2138
Zone 3:	1620	1661	1712	1767	1850	1932	2013	2096	2176
Zone 4:	1658	1699	1750	1805	1888	1970	2051	2134	2214

General Information:

COM: 2.3 yd. ♦
 WOOD SPECS: Beech
 MOIS. BARR: +\$16
 CA TB133: +\$92



7324055 BARIATRIC CHAIR, 30" SEAT, WOOD ARM

W: 34"	D: 24.75"	H: 35"	SW: 30"	SD: 18.75"	SH: 18"	AH: 25.75"	WT: 40 lb.		
	B/COM	C	D	E	F	G	H	I	J
Zone 1:	1630	1671	1722	1777	1860	1942	2023	2106	2186
Zone 2:	1670	1711	1762	1817	1900	1982	2063	2146	2226
Zone 3:	1710	1751	1802	1857	1940	2022	2103	2186	2266
Zone 4:	1750	1791	1842	1897	1980	2062	2143	2226	2306

General Information:

COM: 2.3 yd. ♦
 WOOD SPECS: Beech
 MOIS. BARR: +\$16
 CA TB133: +\$92

7324056 BARIATRIC LOVESEAT, 40" SEAT, WOOD ARM

W: 44"	D: 24.75"	H: 35"	SW: 40"	SD: 18.75"	SH: 18"	AH: 25.75"	WT: 46 lb.		
	B/COM	C	D	E	F	G	H	I	J
Zone 1:	1720	1769	1828	1893	1990	2088	2182	2279	2374
Zone 2:	1762	1811	1870	1935	2032	2130	2224	2321	2416
Zone 3:	1804	1853	1912	1977	2074	2172	2266	2363	2458
Zone 4:	1847	1896	1955	2020	2117	2215	2309	2406	2501

General Information:

COM: 2.7 yd. ♦
 WOOD SPECS: Beech
 MOIS. BARR: +\$16
 CA TB133: +\$108



7324063 BARIATRIC CHAIR, 25" SEAT, WOOD ARM, MID-BACK

W: 29"	D: 24.75"	H: 39"	SW: 25"	SD: 18.75"	SH: 18"	AH: 25.75"	WT: 39 lb.		
	B/COM	C	D	E	F	G	H	I	J
Zone 1:	1605	1650	1705	1765	1855	1945	2033	2123	2210
Zone 2:	1644	1689	1744	1804	1894	1984	2072	2162	2249
Zone 3:	1684	1729	1784	1844	1934	2024	2112	2202	2289
Zone 4:	1723	1768	1823	1883	1973	2063	2151	2241	2328

General Information:

COM: 2.5 yd. ♦
 WOOD SPECS: Beech
 MOIS. BARR: +\$16
 CA TB133: +\$100

Accessories

Urethane Arm Caps	+\$135	2 arms	Available in black, khaki or espresso.
Urethane Arm Caps	+\$202	3 arms	Available in black, khaki or espresso.
Urethane Arm Caps	+\$269	4 arms	Available in black, khaki or espresso.

- When ordering specify:
- Product number
 - Fabric vendor, pattern and color
 - Finish
 - Leg extension option
 - Moisture barrier option
 - Urethane cap color

7324064 BARIATRIC CHAIR, 30" SEAT, WOOD ARM, MID-BACK

W: 34"	D: 24.75"	H: 39"	SW: 30"	SD: 18.75"	SH: 18"	AH: 25.75"	WT: 45 lb.		
	B/COM	C	D	E	F	G	H	I	J
Zone 1:	1690	1735	1790	1850	1940	2030	2118	2208	2295
Zone 2:	1732	1777	1832	1892	1982	2072	2160	2250	2337
Zone 3:	1773	1818	1873	1933	2023	2113	2201	2291	2378
Zone 4:	1814	1859	1914	1974	2064	2154	2242	2332	2419

General Information:

COM: 2.5 yd. ♦
 WOOD SPECS: Beech
 MOIS. BARR: +\$16
 CA TB133: +\$100



7324065 BARIATRIC LOVESEAT, 40" SEAT, WOOD ARM, MID-BACK

W: 44"	D: 24.75"	H: 39"	SW: 40"	SD: 18.75"	SH: 18"	AH: 25.75"	WT: 51 lb.		
	B/COM	C	D	E	F	G	H	I	J
Zone 1:	1777	1826	1885	1950	2047	2145	2239	2336	2431
Zone 2:	1821	1870	1929	1994	2091	2189	2283	2380	2475
Zone 3:	1864	1913	1972	2037	2134	2232	2326	2423	2518
Zone 4:	1908	1957	2016	2081	2178	2276	2370	2467	2562

General Information:

COM: 2.7 yd. ♦
 WOOD SPECS: Beech
 MOIS. BARR: +\$16
 CA TB133: +\$108

7011101 BENCH - 2 SEAT, WOOD LEG

W: 44"	D: 19.5"	H: 19"	SW: 30"	SD: 18.75"	SH: -	AH: -	WT: 34 lb.		
	B/COM	C	D	E	F	G	H	I	J
Zone 1:	1161	1188	1221	1257	1311	1365	1418	1472	1524
Zone 2:	1190	1217	1250	1286	1340	1394	1447	1501	1553
Zone 3:	1218	1245	1278	1314	1368	1422	1475	1529	1581
Zone 4:	1247	1274	1307	1343	1397	1451	1504	1558	1610

General Information:

COM: 1.5 yd. ♦
 WOOD SPECS: Beech
 MOIS. BARR: +\$22
 CA TB133: +\$60



7011102 BENCH - 3 SEAT, WOOD LEG

W: 60"	D: 19.5"	H: 19"	SW: 40"	SD: 18.75"	SH: -	AH: -	WT: 50 lb.		
	B/COM	C	D	E	F	G	H	I	J
Zone 1:	1258	1294	1338	1386	1458	1530	1600	1672	1742
Zone 2:	1289	1325	1369	1417	1489	1561	1631	1703	1773
Zone 3:	1320	1356	1400	1448	1520	1592	1662	1734	1804
Zone 4:	1351	1387	1431	1479	1551	1623	1693	1765	1835

General Information:

COM: 2 yd. ♦
 WOOD SPECS: Beech
 MOIS. BARR: +\$30
 CA TB133: +\$80

Accessories

7070009 LEG EXTENSIONS (SET OF FOUR)



WT: 2 lb.
\$273
 Price includes glides. Adjusts height from 1" to 5". Standard color is Champagne Bronze. Available on all Laurelwood and Wedgewood chairs. Leg extensions are not available on motion chairs.

7144022 ACCESSORIES PLASTIC CAPS FOR 4012 GLIDE

WT: 0.5 lb.
\$4

7144002 CASTERS, SET OF TWO, CARPET SURFACE



Stem Size: 50 mm
 WT: 0.5 lb.
\$66
 Caster Size: 2"
 Load Cap: 110 lb. per caster
 Specify locking or non-locking for front or rear legs when ordering.

7144100 TRANSPORT CASTERS, SET OF TWO



WT: 0.5 lb.
\$72

7144001 REAR LOCKING CASTERS, FRONT NON LOCK SET OF FOUR, CARPET SURFACE



Stem Size: 50 mm
 WT: 1 lb.
\$81
 Caster Size: 2"
 Load Cap: 110 lb. per caster
 Includes two front non-locking casters and two rear locking casters.

URETHANE ARM CAPS

Urethane Arm Caps available at an additional charge.
 +\$135 2 arms
 +\$202 3 arms
 +\$269 4 arms
 Available in black, khaki or espresso.

7144004 CASTERS, SET OF TWO, HARD SURFACE



Stem Size: 50 mm
 WT: 0.5 lb.
\$66
 Caster Size: 2"
 Load Cap: 110 lb. per caster
 Specify locking or non-locking for front or rear legs when ordering.

7144003 REAR LOCKING CASTERS, FRONT NON LOCK SET OF FOUR, HARD SURFACE



Stem Size: 50 mm
 WT: 1 lb.
\$81
 Caster Size: 2"
 Load Cap: 110 lb. per caster
 Includes two front non-locking casters and two rear locking casters.

- When ordering specify:
- Product number
 - Fabric vendor, pattern and color
 - Finish
 - Leg extension option
 - Moisture barrier option
 - Urethane cap color


occasional tables, dining tops and bases
pricing and specifications

Tables 1030 series and 3600 series

General Information:

WOOD SPECS: Oak, Maple

1030 TABLES



product number	dimensions	weight	zone 1	zone 2	zone 3	zone 4
1030-162036	16" H x 20" W x 36" L	47 lb.	1323	1356	1389	1422
1030-162048	16" H x 20" W x 48" L	58 lb.	1567	1606	1645	1685
1030-162448	16" H x 24" W x 48" L	64 lb.	1648	1689	1730	1772
1030-212424	21" H x 24" W x 24" L	43 lb.	1208	1238	1268	1299
1030-212626	21" H x 26" W x 26" L	47 lb.	1290	1322	1354	1387
1030-213030	21" H x 30" W x 30" L	56 lb.	1453	1489	1526	1562

When ordering specify:

- Product number
- Laminate
- Oak or maple wood
- Finish



7013614 END TABLE, 24W 24D, 3/4" HARDWOOD EDGE LAMINATE TOP

General Information:

W: 23.625" D: 23.625" H: 17", 20.75" WT: 16 lb.

WOOD SPECS: Beech

Price by Material Surface and Shipping Zone					
Zone	1	2	3	4	
	580	594	609	624	

Specify 17" or 20.75" table height. Price includes Chrome Rubber Cushioned glides.

7013615 COFFEE TABLE, 16H 46W 24D, 3/4" HARDWOOD EDGE LAMINATE TOP

General Information:

W: 46.25" D: 23.625" H: 15.5" WT: 25 lb.

WOOD SPECS: Beech

Price by Material Surface and Shipping Zone					
Zone	1	2	3	4	
	659	675	692	708	

Price includes Chrome Rubber Cushioned glides.

7013616 CORNER TABLE, 21H 30W 30D, 3/34" HARDWOOD EDGE LAMINATE TOP

General Information:

W: 29.75" D: 29.75" H: 20.75" WT: 23 lb

WOOD SPECS: Beech

Price by Material Surface and Shipping Zone					
Zone	1	2	3	4	
	603	618	633	648	

Price includes Chrome Rubber Cushioned glides.

When ordering specify:

- Product number
- Table height
- Laminate vendor/name and number
- Finish

7014500 END TABLE, 18W 24D, SQUARE CORNERS

W: 18" D: 24" H: 17", 22" WT: 31 lb.

Price by Material Surface and Shipping Zone						
	laminated top wood edge	veneer top wood edge	grade A	solid surface		
				grade B	grade C	grade D
Zone 1:	957	1120	1096	1149	1226	1279
Zone 2:	981	1148	1123	1178	1257	1311
Zone 3:	1005	1176	1151	1206	1287	1343
Zone 4:	1029	1204	1178	1235	1318	1375

Specify 17" or 22" table height. Price includes Plastitack glides.

General Information:

WOOD SPECS: Beech



7014501 END TABLE, 22H 24W 24D, SQUARE CORNER

W: 24" D: 24" H: 22" WT: 37 lb.

Price by Material Surface and Shipping Zone						
	laminated top wood edge	veneer top wood edge	grade A	solid surface		
				grade B	grade C	grade D
Zone 1:	1006	1206	1201	1328	1384	1456
Zone 2:	1031	1236	1231	1361	1419	1492
Zone 3:	1056	1266	1261	1394	1453	1529
Zone 4:	1081	1296	1291	1428	1488	1565

Price includes Plastitack glides.

General Information:

WOOD SPECS: Beech



Top-edge style #10



Top-edge style #20



Top-edge style #30

7014502 CORNER TABLE, 22H 30W 30D, SQUARE CORNERS

W: 30" D: 30" H: 22" WT: 50 lb.

Price by Material Surface and Shipping Zone						
	laminated top wood edge	veneer top wood edge	grade A	solid surface		
				grade B	grade C	grade D
Zone 1:	1187	1539	1432	1547	1738	1859
Zone 2:	1217	1577	1468	1586	1781	1905
Zone 3:	1246	1616	1504	1624	1825	1952
Zone 4:	1276	1654	1539	1663	1868	1998

Price includes Plastitack glides.

General Information:

WOOD SPECS: Beech



Top-edge style #40



Top-edge style #50

7014503 COFFEE TABLE, 17H 42W 24D, SQUARE CORNERS

W: 42" D: 24" H: 17" WT: 51 lb.

Price by Material Surface and Shipping Zone						
	laminated top wood edge	veneer top wood edge	grade A	solid surface		
				grade B	grade C	grade D
Zone 1:	1244	1487	1788	1976	2246	2428
Zone 2:	1275	1524	1833	2025	2302	2489
Zone 3:	1306	1561	1877	2075	2358	2549
Zone 4:	1337	1599	1922	2124	2414	2610

Price includes Plastitack glides.

General Information:

WOOD SPECS: Beech



Top-edge style #60

7014504 COFFEE TABLE, 17H 42W, 42D, SQUARE CORNERS

W: 42" D: 42" H: 17" WT: 73 lb.

Price by Material Surface and Shipping Zone						
	laminated top wood edge	veneer top wood edge	grade A	solid surface		
				grade B	grade C	grade D
Zone 1:	1684	2029	2158	2344	2698	2798
Zone 2:	1726	2080	2212	2403	2765	2868
Zone 3:	1768	2130	2266	2461	2833	2938
Zone 4:	1810	2181	2320	2520	2900	3008

Price includes Plastitack glides.

General Information:

WOOD SPECS: Beech

7014505 CONSOLE TABLE, 29H 48W 18D, SQUARE CORNERS

W: 48" D: 18" H: 29" WT: 52 lb.

Price by Material Surface and Shipping Zone						
	laminated top wood edge	veneer top wood edge	grade A	solid surface		
				grade B	grade C	grade D
Zone 1:	1322	1553	1917	2041	2222	2343
Zone 2:	1355	1592	1965	2092	2278	2402
Zone 3:	1388	1631	2013	2143	2333	2460
Zone 4:	1421	1669	2061	2194	2389	2519

Price includes Plastitack glides.

General Information:

WOOD SPECS: Beech

- When ordering specify:
- Product number
 - Table height
 - Laminated vendor/name and number or solid surface color
 - Edge style
 - Finish

Tables 4500 series radius corner top



7014520 END TABLE, 18W 24D, ROUNDED CORNERS

W: 18" D: 24" H: 17", 22" WT: 31 lb.

Price by Material Surface and Shipping Zone						
	laminat top wood edge	veneer top wood edge	grade A	solid surface		
				grade B	grade C	grade D
Zone 1:	979	1139	1117	1171	1247	1301
Zone 2:	1003	1167	1145	1200	1278	1334
Zone 3:	1028	1196	1173	1230	1309	1366
Zone 4:	1052	1224	1201	1259	1341	1399

Specify 17" or 22" table height. Price includes Plastitack glides.

General Information:

WOOD SPECS: Beech



Top-edge style #10



Top-edge style #20



Top-edge style #30



Top-edge style #40



Top-edge style #50



Top-edge style #60

7014521 END TABLE, 22H 24W 24D, ROUNDED CORNERS

W: 24" D: 24" H: 22" WT: 37 lb.

Price by Material Surface and Shipping Zone						
	laminat top wood edge	veneer top wood edge	grade A	solid surface		
				grade B	grade C	grade D
Zone 1:	1026	1224	1219	1294	1402	1476
Zone 2:	1052	1255	1249	1326	1437	1513
Zone 3:	1077	1285	1280	1359	1472	1550
Zone 4:	1103	1316	1310	1391	1507	1587

Price includes Plastitack glides.

General Information:

WOOD SPECS: Beech

7014522 CORNER TABLE, 22H 30W 30D, ROUNDED CORNERS

W: 30" D: 30" H: 22" WT: 50 lb.

Price by Material Surface and Shipping Zone						
	laminat top wood edge	veneer top wood edge	grade A	solid surface		
				grade B	grade C	grade D
Zone 1:	1206	1558	1451	1575	1755	1878
Zone 2:	1236	1597	1487	1614	1799	1925
Zone 3:	1266	1636	1524	1654	1843	1972
Zone 4:	1296	1675	1560	1693	1887	2019

Price includes Plastitack glides.

General Information:

WOOD SPECS: Beech

7014523 COFFEE TABLE, 17H 42W 24D, ROUNDED CORNERS

W: 42" D: 24" H: 17" WT: 51 lb.

Price by Material Surface and Shipping Zone						
	laminat top wood edge	veneer top wood edge	grade A	solid surface		
				grade B	grade C	grade D
Zone 1:	1263	1507	1807	1993	2265	2447
Zone 2:	1295	1545	1852	2043	2322	2508
Zone 3:	1326	1582	1897	2093	2378	2569
Zone 4:	1358	1620	1943	2142	2435	2631

Price includes Plastitack glides.

General Information:

WOOD SPECS: Beech

7014524 COFFEE TABLE, 17H 42W 42D, ROUNDED CORNERS

W: 42" D: 42" H: 17" WT: 73 lb.

Price by Material Surface and Shipping Zone						
	laminat top wood edge	veneer top wood edge	grade A	solid surface		
				grade B	grade C	grade D
Zone 1:	1704	2047	2177	2364	2717	2816
Zone 2:	1747	2098	2231	2423	2785	2886
Zone 3:	1789	2149	2286	2482	2853	2957
Zone 4:	1832	2201	2340	2541	2921	3027

Price includes Plastitack glides.

General Information:

WOOD SPECS: Beech

7014525 CONSOLE TABLE, 29H 48W 18D, ROUNDED CORNERS

W: 48" D: 18" H: 29" WT: 52 lb.

Price by Material Surface and Shipping Zone						
	laminat top wood edge	veneer top wood edge	grade A	solid surface		
				grade B	grade C	grade D
Zone 1:	1343	1570	1939	2063	2243	2365
Zone 2:	1377	1609	1987	2115	2299	2424
Zone 3:	1410	1648	2036	2166	2355	2483
Zone 4:	1444	1688	2084	2218	2411	2542

General Information:

WOOD SPECS: Beech

- When ordering specify:
- Product number
 - Table height
 - Laminate vendor/name and number or solid surface color
 - Edge style
 - Finish

7014600 END TABLE, 18W 24D, RADIUS CORNERS

W: 18" D: 24" H: 17", 22" WT: 32 lb.

Price by Material Surface and Shipping Zone						
	laminated top wood edge	veneer top wood edge	grade A	solid surface		grade D
				grade B	grade C	
Zone 1:	1106	1358	1245	1299	1376	1428
Zone 2:	1134	1392	1276	1331	1410	1464
Zone 3:	1161	1426	1307	1364	1445	1499
Zone 4:	1189	1460	1338	1396	1479	1535

Specify 17" or 22" table height. Price includes Plastitack glides.

General Information:

WOOD SPECS: Beech



7014601 END TABLE, 22H 24W 24D, RADIUS CORNERS

W: 24" D: 24" H: 22" WT: 38 lb.

Price by Material Surface and Shipping Zone						
	laminated top wood edge	veneer top wood edge	grade A	solid surface		grade D
				grade B	grade C	
Zone 1:	1158	1413	1352	1426	1535	1607
Zone 2:	1187	1448	1386	1462	1573	1647
Zone 3:	1216	1484	1420	1497	1612	1687
Zone 4:	1245	1519	1453	1533	1650	1728

Price includes Plastitack glides.

General Information:

WOOD SPECS: Beech



Top-edge style #10



Top-edge style #20



Top-edge style #30

7014602 CORNER TABLE, 22H 30W 30D, RADIUS CORNERS

W: 30" D: 30" H: 22" WT: 51 lb.

Price by Material Surface and Shipping Zone						
	laminated top wood edge	veneer top wood edge	grade A	solid surface		grade D
				grade B	grade C	
Zone 1:	1339	1778	1585	1709	1889	2011
Zone 2:	1372	1822	1625	1752	1936	2061
Zone 3:	1406	1867	1664	1794	1983	2112
Zone 4:	1439	1911	1704	1837	2031	2162

Price includes Plastitack glides.

General Information:

WOOD SPECS: Beech



Top-edge style #40



Top-edge style #50

7014603 COFFEE TABLE, 17H 42W 24D, RADIUS CORNERS

W: 42" D: 24" H: 17" WT: 53 lb.

Price by Material Surface and Shipping Zone						
	laminated top wood edge	veneer top wood edge	grade A	solid surface		grade D
				grade B	grade C	
Zone 1:	1358	1666	1903	2090	2360	2543
Zone 2:	1392	1708	1951	2142	2419	2607
Zone 3:	1426	1749	1998	2194	2478	2670
Zone 4:	1460	1791	2046	2247	2537	2734

Price includes Plastitack glides.

General Information:

WOOD SPECS: Beech



Top-edge style #60

7014604 COFFEE TABLE, 17H 42W 42D, RADIUS CORNERS

W: 42" D: 42" H: 17" WT: 75 lb.

Price by Material Surface and Shipping Zone						
	laminated top wood edge	veneer top wood edge	grade A	solid surface		grade D
				grade B	grade C	
Zone 1:	1791	2235	2265	2451	2805	2904
Zone 2:	1836	2291	2322	2512	2875	2977
Zone 3:	1881	2347	2378	2574	2945	3049
Zone 4:	1925	2403	2435	2635	3015	3122

Price includes Plastitack glides.

General Information:

WOOD SPECS: Beech

7014605 CONSOLE TABLE, 29H 48W 18D, RADIUS CORNERS

W: 48" D: 18" H: 29" WT: 55 lb.

Price by Material Surface and Shipping Zone						
	laminated top wood edge	veneer top wood edge	grade A	solid surface		grade D
				grade B	grade C	
Zone 1:	1424	1731	2019	2143	2324	2446
Zone 2:	1460	1774	2069	2197	2382	2507
Zone 3:	1495	1818	2120	2250	2440	2568
Zone 4:	1531	1861	2170	2304	2498	2629

Price includes Plastitack glides.

General Information:

WOOD SPECS: Beech

When ordering specify:

- Product number
- Table height
- Laminated vendor/name and number or solid surface color
- Edge style
- Finish

Tables 4700 series



4700-01 END TABLE, 22H 24W 24D

W: 24" D: 24" H: 22" WT: 57 lb.

Price by Material Surface and Shipping Zone				
Thermoform top				
Zone	1	2	3	4
	1012	1037	1063	1088

General Information:

FINISH: Metal Powdercoat
COLOR: Silver



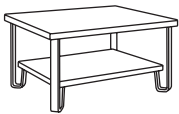
4700-03 COFFEE TABLE, 17H 42W 24D

W: 42" D: 24" H: 17" WT: 76 lb.

Price by Material Surface and Shipping Zone				
Thermoform top				
Zone	1	2	3	4
	1237	1268	1299	1330

General Information:

FINISH: Metal Powdercoat
COLOR: Silver



4700-13 COFFEE TABLE WITH SHELF, 17H 42W 24D

W: 42" D: 24" H: 17" WT: 100 lb.

Price by Material Surface and Shipping Zone				
Thermoform top				
Zone	1	2	3	4
	1660	1702	1743	1784

General Information:

FINISH: Metal Powdercoat
COLOR: Silver



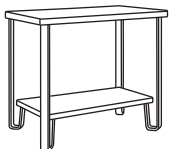
4700-05 CONSOLE TABLE, 29H 48W 18D

W: 48" D: 18" H: 29" WT: 75 lb.

Price by Material Surface and Shipping Zone				
Thermoform top				
Zone	1	2	3	4
	1293	1325	1358	1390

General Information:

FINISH: Metal Powdercoat
COLOR: Silver



4700-15 CONSOLE TABLE WITH SHELF, 29H 48W 18D

W: 48" D: 18" H: 29" WT: 83 lb.

Price by Material Surface and Shipping Zone				
Thermoform top				
Zone	1	2	3	4
	1603	1643	1683	1723

General Information:

FINISH: Metal Powdercoat
COLOR: Silver

When ordering specify:

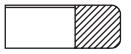
- Product number
- Thermoform color

General Information:

WOOD SPECS: Maple

50A TABLES WITH LAMINATE TOP

	product number	dimensions	weight	zone 1	zone 2	zone 3	zone 4
rectangular	50A-L162048	16" H x 20" W x 48" L	48 lb.	1854	1900	1947	1993
	50A-L202020	20" H x 20" W x 20" L	24 lb.	1224	1255	1285	1316
	50A-L202424	20" H x 24" W x 24" L	28 lb.	1281	1313	1345	1377
	50A-L203030	20" H x 30" W x 30" L	42 lb.	1336	1369	1403	1436
	50A-L242424	24" H x 24" W x 24" L	32 lb.	1580	1620	1659	1698
	50A-L291848	29" H x 48" W x 18" L	50 lb.	1705	1748	1790	1833
	50A-L291854	29" H x 54" W x 18" L	55 lb.	1875	1922	1969	2016
	50A-L291860	29" H x 60" W x 18" L	60 lb.	2045	2096	2147	2198
round	50A-L1618	16" H x 18" DIA	20 lb.	1149	1178	1206	1235
	50A-L1620	16" H x 20" DIA	21 lb.	1149	1178	1206	1235
	50A-L1624	16" H x 24" DIA	22 lb.	1580	1620	1659	1698
	50A-L1630	16" H x 30" DIA	38 lb.	1946	1995	2043	2092
	50A-L1636	16" H x 36" DIA	54 lb.	2087	2139	2191	2244
	50A-L1642	16" H x 42" DIA	74 lb.	2712	2780	2848	2915
	50A-L2018	20" H x 18" DIA	22 lb.	1169	1198	1227	1257
	50A-L2020	20" H x 20" DIA	23 lb.	1169	1198	1227	1257
	50A-L2024	20" H x 24" DIA	24 lb.	1265	1297	1328	1360
	50A-L2030	20" H x 30" DIA	56 lb.	1549	1588	1626	1665
	50A-L2036	20" H x 36" DIA	76 lb.	2111	2164	2217	2269
	50A-L2042	20" H x 42" DIA	24 lb.	2739	2807	2876	2944
	50A-L2418	24" H x 18" DIA	25 lb.	1184	1214	1243	1273
	50A-L2420	24" H x 20" DIA	26 lb.	1189	1219	1248	1278
	50A-L2424	24" H x 24" DIA	39 lb.	1282	1314	1346	1378
	50A-L2430	24" H x 30" DIA	40 lb.	1567	1606	1645	1685
	50A-L2436	24" H x 36" DIA	58 lb.	2138	2191	2245	2298
	50A-L2442	24" H x 42" DIA	78 lb.	2763	2832	2901	2970



50A Edge Style

When ordering specify:

Product number

Laminate

Finish

Tables 50A freestanding

General Information:
WOOD SPECS: Maple

50A TABLES WITH VENEER TOP



rectangular

product number	dimensions	weight	zone 1	zone 2	zone 3	zone 4
50A-V162048	16" H x 20" W x 48" L	48 lb.	2004	2054	2104	2154
50A-V202020	20" H x 20" W x 20" L	24 lb.	1336	1369	1403	1436
50A-V202424	20" H x 24" W x 24" L	28 lb.	1427	1463	1498	1534
50A-V203030	20" H x 30" W x 30" L	42 lb.	1483	1520	1557	1594
50A-V242424	24" H x 24" W x 24" L	32 lb.	1725	1768	1811	1854
50A-V291848	29" H x 18" W x 48" L	50 lb.	1859	1905	1952	1998
50A-V291854	29" H x 18" W x 54" L	55 lb.	2042	2093	2144	2195
50A-V291860	29" H x 18" W x 60" L	60 lb.	2229	2285	2340	2396



round

50A-V1618	16" H x 18" DIA	20 lb.	1223	1254	1284	1315
50A-V1620	16" H x 20" DIA	21 lb.	1223	1254	1284	1315
50A-V1624	16" H x 24" DIA	22 lb.	1725	1768	1811	1854
50A-V1630	16" H x 30" DIA	38 lb.	2093	2145	2198	2250
50A-V1636	16" H x 36" DIA	54 lb.	2283	2340	2397	2454
50A-V1642	16" H x 42" DIA	74 lb.	2984	3059	3133	3208
50A-V2018	20" H x 18" DIA	22 lb.	1242	1273	1304	1335
50A-V2020	20" H x 20" DIA	23 lb.	1242	1273	1304	1335
50A-V2024	20" H x 24" DIA	24 lb.	1352	1386	1420	1453
50A-V2030	20" H x 30" DIA	39 lb.	1683	1725	1767	1809
50A-V2036	20" H x 36" DIA	56 lb.	2305	2363	2420	2478
50A-V2042	20" H x 42" DIA	76 lb.	3010	3085	3160	3236
50A-V2418	24" H x 18" DIA	24 lb.	1265	1297	1328	1360
50A-V2420	24" H x 20" DIA	25 lb.	1260	1292	1323	1354
50A-V2424	24" H x 24" DIA	26 lb.	1370	1404	1438	1473
50A-V2430	24" H x 30" DIA	40 lb.	1703	1746	1788	1831
50A-V2436	24" H x 36" DIA	58 lb.	2332	2390	2449	2507
50A-V2442	24" H x 42" DIA	78 lb.	3036	3112	3188	3264



50A Edge Style

When ordering specify:
 Product number
 Finish

ARRIS SERIES FREESTANDING TABLES

product number	dimensions	weight	zone 1	zone 2	zone 3	zone 4
37-212020	21" H x 20" W x 20" L	19 lb.	1616	1656	1697	1737
37-162040	16" H x 40" W x 20" L	30 lb.	1928	1976	2024	2073



BRIDGE SERIES FREESTANDING TABLES

product number	dimensions	weight	zone 1	zone 2	zone 3	zone 4
C200-212226	21" H x 22" W x 26" L	17 lb.	1108	1136	1163	1191
C200-182042	18" H x 20" W x 42" L	25 lb.	1201	1231	1261	1291



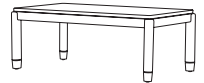
CAPITAL SERIES FREESTANDING TABLES

product number	dimensions	weight	zone 1	zone 2	zone 3	zone 4
32-201919	20" H x 19" W x 19" L	15 lb.	1061	1088	1114	1141
32-161938	16" H x 38" W x 19" L	23 lb.	1152	1181	1210	1238
35-202121	20" H x 21" W x 21" L	17 lb.	1144	1173	1201	1230
35-161941	16" H x 41" W x 19" L	27 lb.	1236	1267	1298	1329



COVE SERIES FREESTANDING TABLES

product number	dimensions	weight	zone 1	zone 2	zone 3	zone 4
53-222424	22" H x 24" W x 24" L	24 lb.	1222	1253	1283	1314
53-162442	16" H x 42" W x 24" L	41 lb.	1291	1323	1356	1388



E SERIES FREESTANDING TABLES

product number	dimensions	weight	zone 1	zone 2	zone 3	zone 4
40A-212020L	21" H x 20" W x 20" L	25 lb.	1009	1034	1059	1085
40A-161938L	16" H x 38" W x 19" L	37 lb.	1093	1120	1148	1175
40S-212020L	21" H x 20" W x 20" L	25 lb.	1009	1034	1059	1085
40S-161938L	16" H x 38" W x 19" L	40 lb.	1093	1120	1148	1175



Glides available in black only.

When ordering specify:
 Product number
 Wood species (maple/oak)
 Laminate vendor and name/number
 Finish

Tables occasional



FLOW SERIES FREESTANDING TABLES

product number	dimensions	weight	zone 1	zone 2	zone 3	zone 4
27-161717	16" H x 17" W x 17" L	20 lb.	812	832	853	873
27-161734	16" H x 34" W x 17" L	28 lb.	1140	1168	1197	1226



REFLECT SERIES FREESTANDING TABLES

product number	dimensions	weight	zone 1	zone 2	zone 3	zone 4
26-1630	16" H x 30" DIA	37 lb.	1364	1398	1432	1466
26-162754	16" H x 54" W x 27" L	50 lb.	1674	1716	1758	1800



TRACE SERIES FREESTANDING TABLES

product number	dimensions	weight	zone 1	zone 2	zone 3	zone 4
6300001	21" H x 20" W x 20" L	27 lb.	1095	1122	1150	1177
6300002	16" H x 40" W x 20" L	42 lb.	1400	1435	1470	1505
6300051	21" H x 20" W x 20" L	20 lb.	1095	1122	1150	1177
6300052	16" H x 40" W x 20" L	33 lb.	1400	1435	1470	1505

For 6300001 and 6300002: Available with thermoform, laminate, or wood veneer top. Pricing above is for veneer top. See Trace collection for additional options.
For 6300051 and 6300052: Metal powdercoat available in silver finish only. Available with thermoform, laminate, or wood veneer top. Pricing above is for veneer top. See Trace collection for additional options.




VERSANT SERIES FREESTANDING TABLES

product number	dimensions	weight	zone 1	zone 2	zone 3	zone 4
54-2023	20" H x 23" DIA	24 lb.	1365	1399	1433	1467
54-2023NR	20" H x 23" DIA	24 lb.	1365	1399	1433	1467
54-162440	16" H x 40" W x 24" L	41 lb.	1812	1857	1903	1948
54-162440NR	16" H x 40" W x 24" L	41 lb.	1812	1857	1903	1948

Versant table tops feature a standard urethane edge available in various colors. Contact Customer Care to request color samples. Versant tables are available with or without a rout detail (NR) on the side support rails. Optional plastic foot available, add +\$116 per table.

- When ordering specify:
- Product number
 - Wood species (maple/oak)
 - Laminate vendor and name/number
 - Finish



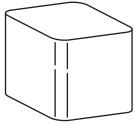
20C CYLINDER TABLES

product number	dimensions	weight	zone	laminate	0.75" base up-charge	3" plinth up-charge
20C-1518	15" H x 18" ø	50 lb.	Zone 1	865	150	295
			Zone 2	887		
			Zone 3	908		
			Zone 4	930		
20C-1524	15" H x 24" ø	65 lb.	Zone 1	1006	182	374
			Zone 2	1031		
			Zone 3	1056		
			Zone 4	1081		
20C-1530	15" H x 30" ø	95 lb.	Zone 1	1286	217	448
			Zone 2	1318		
			Zone 3	1350		
			Zone 4	1382		
20C-1536	15" H x 36" ø	105 lb.	Zone 1	1483	254	486
			Zone 2	1520		
			Zone 3	1557		
			Zone 4	1594		
20C-2018	20" H x 18" ø	50 lb.	Zone 1	907	150	295
			Zone 2	930		
			Zone 3	952		
			Zone 4	975		
20C-2024	20" H x 24" ø	65 lb.	Zone 1	1087	182	374
			Zone 2	1114		
			Zone 3	1141		
			Zone 4	1169		
20C-2030	20" H x 30" ø	95 lb.	Zone 1	1428	217	448
			Zone 2	1464		
			Zone 3	1499		
			Zone 4	1535		
20C-2418	24" H x 18" ø	50 lb.	Zone 1	965	150	295
			Zone 2	989		
			Zone 3	1013		
			Zone 4	1037		
20C-2424	24" H x 24" ø	65 lb.	Zone 1	1184	182	374
			Zone 2	1214		
			Zone 3	1243		
			Zone 4	1273		
20C-2430	24" H x 30" ø	95 lb.	Zone 1	1592	217	448
			Zone 2	1632		
			Zone 3	1672		
			Zone 4	1711		
20C-2918	29" H x 18" ø	95 lb.	Zone 1	1029	150	295
			Zone 2	1055		
			Zone 3	1080		
			Zone 4	1106		
20C-2924	29" H x 24" ø	105 lb.	Zone 1	1286	182	374
			Zone 2	1318		
			Zone 3	1350		
			Zone 4	1382		

0.75" bases and 3" plinths are available in matte black only.

When ordering specify:
 Product number
 Laminate
 Optional 0.75" base or 3" plinth

Tables 20C cube with radius corners

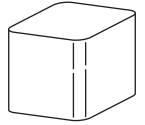


20R CUBE TABLES WITH RADIUS CORNERS

product number	dimensions	weight	zone	laminate	0.75" base up-charge	3" plinth up-charge
20R-151818	15" H x 18" W x 18" L	70 lb.	Zone 1	976	170	331
			Zone 2	1000		
			Zone 3	1025		
			Zone 4	1049		
20R-152424	15" H x 24" W x 24" L	95 lb.	Zone 1	1165	196	374
			Zone 2	1194		
			Zone 3	1223		
			Zone 4	1252		
20R-152448	15" H x 24" W x 48" L	155 lb.	Zone 1	1526	268	463
			Zone 2	1564		
			Zone 3	1602		
			Zone 4	1640		
20R-153030	15" H x 30" W x 30" L	130 lb.	Zone 1	1363	234	427
			Zone 2	1397		
			Zone 3	1431		
			Zone 4	1465		
20R-201818	20" H x 18" W x 18" L	70 lb.	Zone 1	1029	170	331
			Zone 2	1055		
			Zone 3	1080		
			Zone 4	1106		
20R-202424	20" H x 24" W x 24" L	95 lb.	Zone 1	1252	196	374
			Zone 2	1283		
			Zone 3	1315		
			Zone 4	1346		
20R-202448	20" H x 24" W x 48" L	155 lb.	Zone 1	1805	268	463
			Zone 2	1850		
			Zone 3	1895		
			Zone 4	1940		
20R-203030	20" H x 30" W x 30" L	130 lb.	Zone 1	1508	234	427
			Zone 2	1546		
			Zone 3	1583		
			Zone 4	1621		

0.75" bases and 3" plinths are available in matte black only.

When ordering specify:
 Product number
 Laminate
 Optional 0.75" base or 3" plinth



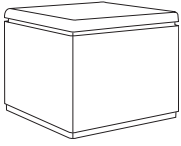
20R CUBE TABLES WITH RADIUS CORNERS, continued

product number	dimensions	weight	zone	laminate	0.75" base up-charge	3" plinth up-charge
20R-241818	24" H x 18" W x 18" L	70 lb.	Zone 1	1184	170	331
			Zone 2	1214		
			Zone 3	1243		
			Zone 4	1273		
20R-242424	24" H x 24" W x 24" L	95 lb.	Zone 1	1428	196	374
			Zone 2	1464		
			Zone 3	1499		
			Zone 4	1535		
20R-242448	24" H x 24" W x 48" L	155 lb.	Zone 1	1990	268	453
			Zone 2	2040		
			Zone 3	2090		
			Zone 4	2139		
20R-243030	24" H x 30" W x 30" L	130 lb.	Zone 1	1669	234	427
			Zone 2	1711		
			Zone 3	1752		
			Zone 4	1794		
20R-291818	29" H x 18" W x 18" L	95 lb.	Zone 1	1243	170	331
			Zone 2	1274		
			Zone 3	1305		
			Zone 4	1336		
20R-292424	29" H x 24" W x 24" L	125 lb.	Zone 1	1508	196	374
			Zone 2	1546		
			Zone 3	1583		
			Zone 4	1621		

0.75" bases and 3" plinths are available in matte black only.

When ordering specify:
 Product number
 Laminate
 Optional 0.75" base or 3" plinth

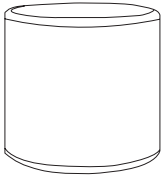
Tables cube and cylinder



1050011 CUBE TABLES WITH WOOD EDGE AND 3/4" PLINTH

dimensions	weight	zone 1	zone 2	zone 3	zone 4	3" plinth up-charge
18" L x 18" W x 15" H	48 lb.	1069	1096	1122	1149	57
18" L x 18" W x 20" H	56 lb.	1160	1189	1218	1247	57
24" L x 24" W x 20" H	85 lb.	1498	1535	1573	1610	63
24" L x 24" W x 24" H	96 lb.	1561	1600	1639	1678	63
30" L x 30" W x 15" H	100 lb.	1495	1532	1570	1607	71
48" L x 24" W x 15" H	124 lb.	2050	2101	2152	2204	89

3/4" plinth base is standard. These tables are also available without plinth. Pricing is the same as the 3/4" plinth pricing. The plinth is black. The table height does NOT change with the 3" plinth. Maple is the standard wood species option. Oak is also available at no upcharge.



1050012 CYLINDER TABLES WITH WOOD EDGE AND 3/4" PLINTH

dimensions	weight	zone 1	zone 2	zone 3	zone 4	3" plinth up-charge
18" ø x 15" H	24 lb.	1198	1228	1258	1288	53
18" ø x 20" H	28 lb.	1250	1281	1312	1344	53
18" ø x 24" H	30 lb.	1296	1328	1361	1393	53
24" ø x 15" H	40 lb.	1461	1498	1534	1571	60
24" ø x 20" H	45 lb.	1545	1584	1622	1661	60
24" ø x 24" H	49 lb.	1634	1675	1716	1757	60
36" ø x 15" H	77 lb.	2034	2085	2136	2187	89

3/4" plinth base is standard. These tables are also available without plinth. Pricing is the same as the 3/4" plinth pricing. The plinth is black. The table height does NOT change with the 3" plinth. Maple is the standard wood species option. Oak is also available at no upcharge.

- When ordering specify:
- Product number
 - Dimensions
 - Wood species (maple/oak)
 - Laminate vendor and name/number
 - Finish

items to consider when ordering tables

1. Table Top Edge Style
2. Table Top Size
3. Laminate (Formica, Nevamar, Pionite, & WilsonArt standard)
4. Finish for Table Top and Base
5. Base Style
6. Base Size
7. V-channels
8. Wheelchair Height
9. Trestles
10. Level Locks

Table tops and bases ship from separate locations and may arrive at separate times.

All wood table top edges are made with maple, unless oak is specified when ordering. Finish colors are equivalent to maple or oak finishes.

Custom finishes are available at an additional \$585 list charge per order. Customer provides a sample for the color match and must approve the custom finish match before the order can be scheduled in production. See page 13 for additional wood finish information. Contact your Wieland sales representative for complete details.

table top overview

- #7050706, Vinyl Edge (page 225)
- #7050016, Self Edge: WilsonArt Laminates (page 225)
- #7050536, Half Round Wood Edge (page 226)
- #7050576, Bullnose Wood Edge (page 226)
- #7050276, Framed Solid Wood Edge (page 227)
- #7050530, 0.5" Round Edge, Laminated (page 227)
- #7050287, SSE 1.25" Standard Square Edge (page 228)
- #7050292, SSE 1.75" Extended Square Edge (page 228)
- #7050283, SSE 1.25" Standard Spill Free Edge (page 229)
- #7050288, SSE 1.25" Standard Bullnose Edge (page 229)
- #7050294, SSE 1.75" Extended Bullnose Edge (page 230)
- #7050296, SSE 1.75" Extended Spill Free Edge (page 230)
- #7050602, Solid Surface with Integral Edge (page 231)

table top / base configuration special notes

Modified pedestal bases always use larger mounting plates.

#1059999, Flip-top Spider: Available for full-pedestal bases and half-pedestal bases with trestle; maximum 54" table top width.

15S: Upgrades a 12" spider to a 15" spider at an additional \$18 list per base and note as a modification.

Recommended bar- and counter-stool sizes, specify height when ordering:

Bar Stool: 39.75" base height

Counter Stool: 34.75" base height

Tables table top and base information


table top and base configurations

	top size dimensions	STG. CAP.	full-pedestal base		half-pedestal base		optional trestle		corner legs		v-channel	
			model	qty.	model	qty.	model	qty.	model	model	qty.	
wood table bases	24" diameter	2	7011022/ 7012022	1	–	0	–	0	7011089 or 90M	–	0	
	24" x 24"	2	7011022/ 7012022	1	–	0	–	0	7011089 or 90	–	0	
	24" x 30"	2	7011022/ 7012022	1	–	0	–	0	7011089 or 90	–	0	
	24" x 36"	2	7011026/ 22m/ 7012026/ 22m	1	–	0	–	0	7011089 or 90	–	0	
	30" diameter	3	7011022/ 7012026	1	–	0	–	0	7011089 or 90	–	0	
	30" x 30"	2	7011022/ 7012026	1	–	0	–	0	7011089 or 90	–	0	
	30" x 36"	2	7011026/ 22m/ 7012026/ 22m	1	–	0	–	0	7011089 or 90	–	0	
	30" x 48"	4	7011039/ 22m/ 7012026/ 32	1	7010522	2	7011232	1	7011089 or 90	–	0	
	30" x 60"	4	–	0	7010522	2	7011236	1	7011089 or 90	1052048	2	
	30" x 72"	6	7011022/7012026	2	7010522	2	7011242	1	7011089 or 90	1052060	2	
	36" diameter	4	7011026/ 7012032	1	–	0	–	0	7011089 or 90	–	0	
	36" x 36"	4	7011026/ 7012032	1	–	0	–	0	7011089 or 90	–	0	
	36" x 48"	4	7011039/ 26m	1	7010526	2	7011232	1	7011089 or 90	–	0	
	36" x 60"	6	–	0	7010526	2	7011236	1	7011089 or 90	1052048	3	
	36" x 72"	6-8	7011026/ 22m/ 7012032/ 22m	2	7010526	2	7011242	1	7011089 or 90	1052060	3	
	40.75" x 22"	2	7012022	1	–	0	–	0	7011089 or 90	–	0	
	40.75" x 26"	2	7012026	1	–	0	–	0	7011089 or 90	–	0	
	40.75" x 32"	2	7012032	1	–	0	–	0	7011089 or 90	–	0	
	42" diameter	5	7011032	1	–	0	–	0	7011089 or 90	–	0	
	42" x 42"	4	7011032	1	–	0	–	0	7011089 or 90	–	0	
48" diameter	5	7011039	1	–	0	–	0	7011089 or 90	–	0		
48" x 48"	4	7011039	1	7010539	2	7011232	1	7011089 or 90	–	0		
54" diameter	6	7011039	1	–	0	–	0	7011089 or 90	–	0		
60" diameter	6-7	–	0	7010522	3	–	0	7011089 or 90	–	0		
60" x 60"	8	–	0	7010539	2	7011236	1	–	–	0		

For elderly application, Wieland recommends four leg tables for stability.

	top size dimensions	economy base		standard base		tubular base		domino base		leveling base	
		model 1050029	qty.	model 1050659	qty.	model 1050669	qty.	model 1050159	qty.	model 1050025	qty.
metal table bases	24" diameter	22x22	1	18x18	1	22x22	1	17x17	1	18x18	1
	24" x 24"	22x22	1	18x18	1	22x22	1	17x17	1	18x18	1
	24" x 30"	22x22	1	24x24	1	22x28	1	22x22	1	24x24	1
	24" x 36"	22x30-4c	1	22x30	1	22x28	1	22x22	1	22 EB	2
	30" diameter	22x22	1	24x24	1	22x22	1	17x17	1	24x24	1
	30" x 30"	22x22	1	24x24	1	22x22	1	22x22	1	24x24	1
	30" x 36"	22x30	1	22x30	1	22x28	1	22x22	1	24x24	1
	30" x 48"	22 EB	2	24 EB	2	22 EB	2	17x17	2	28 EB	2
	30" x 60"	22 EB	2	24 EB	2	22 EB	2	17x17	2	28 EB	2
	30" x 72"	22 EB-4C-15S	2	24 EB	2	22 EB	2	17x17	2	28 EB	2
	36" diameter	30x30-4C	1	32x32	1	28x28	1	22x22	1	32x32	1
	36" x 36"	30x30-4C	1	32x32	1	28x28	1	22x22	1	32x32	1
	36" x 48"	22 EB-4C	1	32x32	1	22 EB	2	30x30	1	28 EB	2
	36" x 60"	22x30-4C	2	24 EB	2	22 EB	2	30x30	1	28 EB	2
	36" x 72"	22x30-4C-15S	2	24 EB	2	22 EB	2	22x22	2	28 EB	2
	42" diameter	30x30-4C-15S	1	32x32	1	36x36	1	30x30	1	32x32	1
	42" x 42"	36x36-4C	1	32x32	1	36x36	1	30x30	1	32x32	1
	48" diameter	36x36-4C	1	32x32	1	36x36	1	30x30	1	32x32	1
	48" x 48"	36x36-4C	1	32x32	1	36x36	1	30x30	0	–	0
	54" diameter	36x36-4C	1	40x40	1	36x36-5C	1	30x30	1	18 EB	4
60" diameter	36x36-4C	1	40x40	1	36x36-5C	1	30x30	1	18 EB	4	
60" x 60"	–	0	40x40-3C	1	36x36-5C	1	–	0	22 EB	4	

For elderly application, Wieland recommends four leg tables for stability.




7050706 VINYL BUMPER EDGE, 1.25" THICK

dimensions	shape	weight	zone 1	zone 2	zone 3	zone 4
24" W x 30" L	Rectangle	30 lb.	273	280	287	293
24" W x 36" L	Rectangle	36 lb.	297	304	312	319
30" W x 36" L	Rectangle	45 lb.	373	382	392	401
30" W x 48" L	Rectangle	60 lb.	456	467	479	490
30" W x 60" L	Rectangle	75 lb.	554	568	582	596
30" W x 72" L	Rectangle	90 lb.	628	644	659	675
36" W x 48" L	Rectangle	72 lb.	582	597	611	626
36" W x 60" L	Rectangle	90 lb.	711	729	747	764
36" W x 72" L	Rectangle	108 lb.	833	854	875	895
24" ø	Round	19 lb.	263	270	276	283
30" ø	Round	29 lb.	344	353	361	370
36" ø	Round	42 lb.	471	483	495	506
42" ø	Round	58 lb.	590	605	620	634
48" ø	Round	75 lb.	759	778	797	816
60" ø	Round	118 lb.	1116	1144	1172	1200
24" W x 24" L	Square	24 lb.	247	253	259	266
30" W x 30" L	Square	38 lb.	297	304	312	319
36" W x 36" L	Square	54 lb.	456	467	479	490
42" W x 42" L	Square	74 lb.	603	618	633	648
48" W x 48" L	Square	96 lb.	711	729	747	764
60" W x 60" L	Square	150 lb.	1077	1104	1131	1158

Refer to Items to Consider when Ordering Tables and Table Top and Base Configurations.

7050016 SELF-EDGE, 1.25" THICK


dimensions	shape	weight	zone 1	zone 2	zone 3	zone 4
24" W x 30" L	Rectangle	30 lb.	247	253	259	266
24" W x 36" L	Rectangle	36 lb.	278	285	292	299
30" W x 36" L	Rectangle	45 lb.	354	363	372	381
30" W x 48" L	Rectangle	60 lb.	429	440	450	461
30" W x 60" L	Rectangle	75 lb.	504	517	529	542
30" W x 72" L	Rectangle	90 lb.	565	579	593	607
36" W x 48" L	Rectangle	72 lb.	476	488	500	512
36" W x 60" L	Rectangle	90 lb.	603	618	633	648
36" W x 72" L	Rectangle	108 lb.	721	739	757	775
24" ø	Round	19 lb.	241	247	253	259
30" ø	Round	29 lb.	290	297	304	312
36" ø	Round	42 lb.	456	467	479	490
42" ø	Round	58 lb.	628	644	659	675
48" ø	Round	75 lb.	735	753	772	790
60" ø	Round	118 lb.	1066	1093	1119	1146
24" W x 24" L	Square	24 lb.	218	223	229	234
30" W x 30" L	Square	38 lb.	278	285	292	299
36" W x 36" L	Square	54 lb.	429	440	450	461
42" W x 42" L	Square	74 lb.	554	568	582	596
48" W x 48" L	Square	96 lb.	679	696	713	730
60" W x 60" L	Square	150 lb.	1037	1063	1089	1115



Refer to Items to Consider when Ordering Tables and Table Top and Base Configurations.

- When ordering specify:
- Product number
 - Laminate vendor and name/number
 - Edge color
 - Dimension
 - Shape

Tables table tops



7050536 HALF-ROUND WOOD EDGE LAMINATE TOP, 1.25" THICK

dimensions	shape	weight	zone 1	zone 2	zone 3	zone 4
24" W x 30" L	Rectangle	30 lb.	399	409	419	429
24" W x 36" L	Rectangle	36 lb.	456	467	479	490
30" W x 36" L	Rectangle	45 lb.	498	510	523	535
30" W x 48" L	Rectangle	60 lb.	656	672	689	705
30" W x 60" L	Rectangle	75 lb.	793	813	833	852
30" W x 72" L	Rectangle	90 lb.	934	957	981	1004
36" W x 48" L	Rectangle	72 lb.	759	778	797	816
36" W x 60" L	Rectangle	90 lb.	910	933	956	978
36" W x 72" L	Rectangle	108 lb.	1066	1093	1119	1146
24" ø	Round	19 lb.	529	542	555	569
30" ø	Round	29 lb.	582	597	611	626
36" ø	Round	42 lb.	679	696	713	730
42" ø	Round	58 lb.	850	871	892	914
48" ø	Round	75 lb.	982	1007	1031	1056
60" ø	Round	118 lb.	1393	1428	1463	1497
24" W x 24" L	Square	24 lb.	348	357	365	374
30" W x 30" L	Square	38 lb.	456	467	479	490
36" W x 36" L	Square	54 lb.	554	568	582	596
42" W x 42" L	Square	74 lb.	833	854	875	895
48" W x 48" L	Square	96 lb.	960	984	1008	1032
60" W x 60" L	Square	150 lb.	1373	1407	1442	1476

Wood table edges come standard in maple. Oak is available at no upcharge. An optional veneer top is available at an additional charge. Contact Customer Care for details. Refer to Items to Consider when Ordering Tables and Table Top and Base Configurations.



7050576 BULLNOSE WOOD EDGE LAMINATE TOP, 1.25" THICK

dimensions	shape	weight	zone 1	zone 2	zone 3	zone 4
24" W x 30" L	Rectangle	30 lb.	656	672	689	705
24" W x 36" L	Rectangle	36 lb.	745	764	782	801
30" W x 36" L	Rectangle	45 lb.	831	852	873	893
30" W x 48" L	Rectangle	60 lb.	910	933	956	978
30" W x 60" L	Rectangle	75 lb.	1037	1063	1089	1115
30" W x 72" L	Rectangle	90 lb.	1222	1253	1283	1314
36" W x 48" L	Rectangle	72 lb.	960	984	1008	1032
36" W x 60" L	Rectangle	90 lb.	1142	1171	1199	1228
36" W x 72" L	Rectangle	108 lb.	1322	1355	1388	1421
24" ø	Round	19 lb.	1077	1104	1131	1158
30" ø	Round	29 lb.	1186	1216	1245	1275
36" ø	Round	42 lb.	1286	1318	1350	1382
42" ø	Round	58 lb.	1470	1507	1544	1580
48" ø	Round	75 lb.	1708	1751	1793	1836
60" ø	Round	118 lb.	2101	2154	2206	2259
24" W x 24" L	Square	24 lb.	646	662	678	694
30" W x 30" L	Square	38 lb.	741	760	778	797
36" W x 36" L	Square	54 lb.	885	907	929	951
42" W x 42" L	Square	74 lb.	1186	1216	1245	1275
48" W x 48" L	Square	96 lb.	1226	1257	1287	1318
60" W x 60" L	Square	150 lb.	1708	1751	1793	1836

Wood table edges come standard in maple. Oak is available at no upcharge. An optional veneer top is available at an additional charge. Contact Customer Care for details. Refer to Items to Consider when Ordering Tables and Table Top and Base Configurations.

- When ordering specify:
- Product number
 - Laminate vendor and name/number
 - Finish
 - Dimension
 - Shape




7050276 0.5" RADIUS FRAMED SOLID WOOD EDGE LAMINATE TOP, 1.25" THICK

dimensions	shape	weight	zone 1	zone 2	zone 3	zone 4
24" W x 30" L	Rectangle	30 lb.	399	409	419	429
24" W x 36" L	Rectangle	36 lb.	456	467	479	490
30" W x 36" L	Rectangle	45 lb.	498	510	523	535
30" W x 48" L	Rectangle	60 lb.	656	672	689	705
30" W x 60" L	Rectangle	75 lb.	793	813	833	852
30" W x 72" L	Rectangle	90 lb.	934	957	981	1004
36" W x 48" L	Rectangle	72 lb.	759	778	797	816
36" W x 60" L	Rectangle	90 lb.	910	933	956	978
36" W x 72" L	Rectangle	108 lb.	1066	1093	1119	1146
24" ø	Round	19 lb.	529	542	555	569
30" ø	Round	29 lb.	582	597	611	626
36" ø	Round	42 lb.	679	696	713	730
42" ø	Round	58 lb.	850	871	892	914
48" ø	Round	75 lb.	982	1007	1031	1056
60" ø	Round	118 lb.	1393	1428	1463	1497
24" W x 24" L	Square	24 lb.	348	357	365	374
30" W x 30" L	Square	38 lb.	456	467	479	490
36" W x 36" L	Square	54 lb.	554	568	582	596
42" W x 42" L	Square	74 lb.	833	854	875	895
48" W x 48" L	Square	96 lb.	960	984	1008	1032
60" W x 60" L	Square	150 lb.	1373	1407	1442	1476

Wood table edges come standard in maple. Oak is available at no upcharge. An optional veneer top is available at an additional charge. Contact Customer Care for details. Refer to Items to Consider when Ordering Tables and Table Top and Base Configurations.

7050530 0.5" ROUND LAMINATED HARDWOOD EDGE, 1.25" THICK



dimensions	shape	weight	zone 1	zone 2	zone 3	zone 4
24" W x 30" L	Rectangle	30 lb.	642	658	674	690
24" W x 36" L	Rectangle	36 lb.	731	749	768	786
30" W x 36" L	Rectangle	45 lb.	778	797	817	836
30" W x 48" L	Rectangle	60 lb.	809	829	849	870
30" W x 60" L	Rectangle	75 lb.	1334	1367	1401	1434
30" W x 72" L	Rectangle	90 lb.	1470	1507	1544	1580
36" W x 48" L	Rectangle	72 lb.	833	854	875	895
36" W x 60" L	Rectangle	90 lb.	1365	1399	1433	1467
36" W x 72" L	Rectangle	108 lb.	1508	1546	1583	1621
24" ø	Round	19 lb.	517	530	543	556
30" ø	Round	29 lb.	796	816	836	856
36" ø	Round	42 lb.	833	854	875	895
42" ø	Round	58 lb.	1133	1161	1190	1218
48" ø	Round	75 lb.	1152	1181	1210	1238
24" W x 24" L	Square	24 lb.	623	639	654	670
30" W x 30" L	Square	38 lb.	721	739	757	775
36" W x 36" L	Square	54 lb.	796	816	836	856
42" W x 42" L	Square	74 lb.	1095	1122	1150	1177
48" W x 48" L	Square	96 lb.	1110	1138	1166	1193

Refer to Items to Consider when Ordering Tables and Table Top and Base Configurations.

- When ordering specify:
- Product number
 - Laminate vendor and name/number
 - Finish
 - Dimension
 - Shape

Tables table tops



7050287 SOFT EDGE 1.25" FLEXIBLE URETHANE STANDARD SQUARE EDGE, 1.25" THICK

dimensions	shape	weight	zone 1	zone 2	zone 3	zone 4
24" W x 30" L	Rectangle	30 lb.	683	700	717	734
30" W x 48" L	Rectangle	60 lb.	919	942	965	988
30" W x 60" L	Rectangle	75 lb.	1218	1248	1279	1309
30" W x 72" L	Rectangle	90 lb.	1241	1272	1303	1334
36" W x 72" L	Rectangle	108 lb.	1393	1428	1463	1497
24" ø	Round	19 lb.	673	690	707	723
30" ø	Round	29 lb.	763	782	801	820
36" ø	Round	42 lb.	910	933	956	978
42" ø	Round	58 lb.	996	1021	1046	1071
48" ø	Round	75 lb.	1198	1228	1258	1288
54" ø	Round	95 lb.	1521	1559	1597	1635
60" ø	Round	118 lb.	1621	1662	1702	1743
24" W x 24" L	Square	24 lb.	593	608	623	637
30" W x 30" L	Square	38 lb.	742	761	779	798
36" W x 36" L	Square	54 lb.	838	859	880	901
42" W x 42" L	Square	74 lb.	1006	1031	1056	1081
48" W x 48" L	Square	96 lb.	1035	1061	1087	1113

Refer to Items to Consider when Ordering Tables and Table Top and Base Configurations.



7050283 SOFT EDGE 1.25" FLEXIBLE URETHANE STANDARD SPILL-FREE EDGE, 1.25" THICK

dimensions	shape	weight	zone 1	zone 2	zone 3	zone 4
42" ø	Round	58 lb.	1028	1054	1079	1105
48" ø	Round	75 lb.	1234	1265	1296	1327
42" W x 42" L	Square	75 lb.	1030	1056	1082	1107
48" W x 48" L	Square	96 lb.	1067	1094	1120	1147

Refer to Items to Consider when Ordering Tables and Table Top and Base Configurations.

- When ordering specify:
- Product number
 - Laminate vendor and name/number
 - Edge color
 - Dimension
 - Shape




7050288 SOFT EDGE 1.25" FLEXIBLE URETHANE STANDARD BULLNOSE EDGE, 1.25" THICK

dimensions	shape	weight	zone 1	zone 2	zone 3	zone 4
24" W x 30" L	Rectangle	30 lb.	703	721	738	756
30" W x 48" L	Rectangle	60 lb.	948	972	995	1019
30" W x 60" L	Rectangle	75 lb.	1259	1290	1322	1353
30" W x 72" L	Rectangle	90 lb.	1276	1308	1340	1372
36" W x 72" L	Rectangle	108 lb.	1439	1475	1511	1547
24" ø	Round	19 lb.	692	709	727	744
30" ø	Round	29 lb.	784	804	823	843
36" ø	Round	42 lb.	938	961	985	1008
42" ø	Round	58 lb.	1028	1054	1079	1105
48" ø	Round	75 lb.	1234	1265	1296	1327
54" ø	Round	95 lb.	1566	1605	1644	1683
60" ø	Round	118 lb.	1668	1710	1751	1793
24" W x 24" L	Square	24 lb.	606	621	636	651
30" W x 30" L	Square	38 lb.	763	782	801	820
36" W x 36" L	Square	54 lb.	863	885	906	928
42" W x 42" L	Square	74 lb.	1030	1056	1082	1107
48" W x 48" L	Square	96 lb.	1067	1094	1120	1147

Refer to Items to Consider when Ordering Tables and Table Top and Base Configurations.

- When ordering specify:
- Product number
 - Laminate vendor and name/number
 - Edge color
 - Dimension
 - Shape

Tables table tops



7050296 SOFT EDGE 1.75" FLEXIBLE URETHANE EXTENDED SPILL-FREE EDGE, 1.25" THICK

dimensions	shape	weight	zone 1	zone 2	zone 3	zone 4
24" ø	Round	19 lb.	692	709	727	744
30" ø	Round	29 lb.	784	804	823	843
36" ø	Round	42 lb.	938	961	985	1008
42" ø	Round	58 lb.	1028	1054	1079	1105
48" ø	Round	75 lb.	1234	1265	1296	1327
54" ø	Round	95 lb.	1566	1605	1644	1683
24" W x 24" L	Square	24 lb.	606	621	636	651
30" W x 30" L	Square	38 lb.	763	782	801	820
36" W x 36" L	Square	54 lb.	863	885	906	928
42" W x 42" L	Square	74 lb.	1030	1056	1082	1107
48" W x 48" L	Square	96 lb.	1067	1094	1120	1147

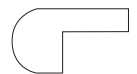
Refer to Items to Consider when Ordering Tables and Table Top and Base Configurations.

- When ordering specify:
- Product number
 - Laminate vendor and name/number
 - Edge color
 - Dimension
 - Shape

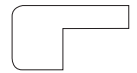
7050602 SOLID SURFACE GROUP, 1.5" THICK

dimensions	shape	weight	zone	grade A	grade B	grade C	grade D
24" ø	Round	19 lb.	zone 1	1016	1202	1328	1466
			zone 2	1041	1232	1361	1503
			zone 3	1067	1262	1394	1539
			zone 4	1092	1292	1428	1576
30" ø	Round	29 lb.	zone 1	1214	1461	1626	1810
			zone 2	1244	1498	1667	1855
			zone 3	1275	1534	1707	1900
			zone 4	1305	1571	1748	1946
36" ø	Round	42 lb.	zone 1	1713	2083	2334	2611
			zone 2	1756	2135	2392	2676
			zone 3	1799	2187	2451	2742
			zone 4	1841	2239	2509	2807
42" ø	Round	58 lb.	zone 1	2828	3569	4070	4622
			zone 2	2899	3658	4172	4738
			zone 3	2969	3747	4274	4853
			zone 4	3040	3837	4375	4969
48" ø	Round	75 lb.	zone 1	2999	3739	4241	4793
			zone 2	3074	3832	4347	4913
			zone 3	3149	3926	4453	5033
			zone 4	3224	4019	4559	5152
60" ø	Round	118 lb.	zone 1	3105	3845	4346	4899
			zone 2	3183	3941	4455	5021
			zone 3	3260	4037	4563	5144
			zone 4	3338	4133	4672	5266
24" W x 24" L	Square	24 lb.	zone 1	1016	1202	1328	1466
			zone 2	1041	1232	1361	1503
			zone 3	1067	1262	1394	1539
			zone 4	1092	1292	1428	1576
30" W x 30" L	Square	38 lb.	zone 1	1214	1461	1626	1810
			zone 2	1244	1498	1667	1855
			zone 3	1275	1534	1707	1900
			zone 4	1305	1571	1748	1946
36" W x 36" L	Square	54 lb.	zone 1	1713	2083	2334	2611
			zone 2	1756	2135	2392	2676
			zone 3	1799	2187	2451	2742
			zone 4	1841	2239	2509	2807
42" W x 42" L	Square	74 lb.	zone 1	2828	3569	4070	4622
			zone 2	2899	3658	4172	4738
			zone 3	2969	3747	4274	4853
			zone 4	3040	3837	4375	4969
48" W x 48" L	Square	96 lb.	zone 1	2999	3739	4241	4793
			zone 2	3074	3832	4347	4913
			zone 3	3149	3926	4453	5033
			zone 4	3224	4019	4559	5152
24" W x 30" L	Rectangle	30 lb.	zone 1	1116	1331	1476	1638
			zone 2	1144	1364	1513	1679
			zone 3	1172	1398	1550	1720
			zone 4	1200	1431	1587	1761
30" W x 48" L	Rectangle	60 lb.	zone 1	2105	2599	2936	3302
			zone 2	2158	2664	3009	3385
			zone 3	2210	2729	3083	3467
			zone 4	2263	2794	3156	3550
30" W x 60" L	Rectangle	75 lb.	zone 1	2159	2653	2987	3357
			zone 2	2213	2719	3062	3441
			zone 3	2267	2786	3136	3525
			zone 4	2321	2852	3211	3609
30" W x 72" L	Rectangle	90 lb.	zone 1	2592	3182	3584	4027
			zone 2	2657	3262	3674	4128
			zone 3	2722	3341	3763	4228
			zone 4	2786	3421	3853	4329
36" W x 72" L	Rectangle	108 lb.	zone 1	2891	3558	4008	4506
			zone 2	2963	3647	4108	4619
			zone 3	3036	3736	4208	4731
			zone 4	3108	3825	4309	4844

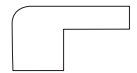
Solid Surface Edge Profiles



1 1/2" Bullnose (A)



3/8" Double Round (B)



1/2" Round Over (C)



Top Bevel (D)



Double Bevel (E)



Spanish (F)

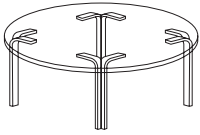
When ordering specify:

- Product number
- Solid surface color name/number
- Shape
- Edge profile

Tables wood table bases

General Information:

WOOD SPECS: Beech

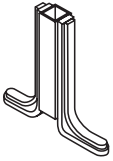


CORNER LEG TABLE BASE

part number	description	maximum top size	wood species	dimensions	weight	zone 1	zone 2	zone 3	zone 4
7011090	Without Brace	See Page 224	Beech	27.75" H	16 lb.	651	667	684	700
7011080	Without Brace, Wheelchair Height	See Page 224	Beech	30.75" H	17 lb.	787	807	826	846
7011089	With Brace	See Page 224	Beech	27.75" H	18 lb.	869	891	912	934
7011079	With Brace, Wheelchair Height	See Page 224	Beech	30.75" H	19 lb.	1008	1033	1058	1084

Set of four legs. Price includes Chrome Rubber Cushioned glides (one glide per leg). V-channels are required with 60" or longer table tops at an additional \$67 per channel. Refer to Items to Consider when ordering tables and table top and base configurations.

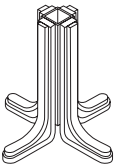
HALF-PEDESTAL TABLE BASE



part number	maximum top size	wood species	dimensions	weight	zone 1	zone 2	zone 3	zone 4
7010522	See Page 224	Beech	28" H x 22" S	32 lb.	625	641	656	672
7010526	See Page 224	Beech	28" H x 26" S	34 lb.	638	654	670	686
7010532	See Page 224	Beech	28" H x 32" S	35 lb.	651	667	684	700
7010539	See Page 224	Beech	28" H x 39" S	36 lb.	665	682	698	715

Single base. Price includes Chrome Rubber Cushioned Adjustable glides (two glides per base). Refer to Items to Consider when ordering tables and table top and base configurations.

FULL-PEDESTAL TABLE BASE



part number	maximum top size	wood species	dimensions	weight	zone 1	zone 2	zone 3	zone 4
7011022	See Page 224	Beech	28" H x 22" S	34 lb.	865	887	908	930
7011026	See Page 224	Beech	28" H x 26" S	37 lb.	909	932	954	977
7011032	See Page 224	Beech	28" H x 32" S	41 lb.	959	983	1007	1031
7011039	See Page 224	Beech	28" H x 39" S	50 lb.	1006	1031	1056	1081

Single base. Price includes Chrome Rubber Cushioned Adjustable glides (four glides per base). Refer to Items to Consider when ordering tables and table top and base configurations.

BAR HEIGHT FULL-PEDESTAL BASE

part number	maximum top size	wood species	dimensions	weight	zone 1	zone 2	zone 3	zone 4
7012022	See Page 224	Beech	40.75" H x 22" S	48 lb.	1017	1042	1068	1093
7012026	See Page 224	Beech	40.75" H x 26" S	51 lb.	1063	1090	1116	1143
7012032	See Page 224	Beech	40.75" H x 32" S	55 lb.	1113	1141	1169	1196

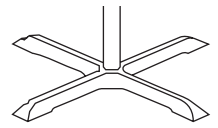
Single base. Price includes Chrome Rubber Cushioned Adjustable glides (four glides per base). Maximum top size is 36". Counter height wood bases are not available. Refer to Items to Consider when ordering tables and table top and base configurations.

wheelchair height upcharge per base		
	Half-Pedestal	123
	Full-Pedestal	123

Extended height upcharge applies to bar and counter height. Extended height options are available for tops up to 42". Recommended wheelchair height is 30.75".

When ordering specify:

- Product number
- Finish



1050029 ECONOMY BASE

spread	maximum top size	column diameter	spider spread	weight	zone	black wrinkle finish price	powder-coat finish price	designer finish price
22"-EB	30" Rect.	3"	12" S	15 lb.	Zone 1	223	379	576
					Zone 2	229	388	590
					Zone 3	234	398	605
					Zone 4	240	407	619
22"-EB	30" Rect.	4"	12" S	16 lb.	Zone 1	241	398	593
					Zone 2	247	408	608
					Zone 3	253	418	623
					Zone 4	259	428	637
22" x 22"	30" x 30"	3"	12" S	18 lb.	Zone 1	269	504	856
					Zone 2	276	517	877
					Zone 3	282	529	899
					Zone 4	289	542	920
22" x 22"	30" x 30"	4"	12" S	19 lb.	Zone 1	285	521	871
					Zone 2	292	534	893
					Zone 3	299	547	915
					Zone 4	306	560	936
22" x 30"	30" x 42"	3"	12" S	21 lb.	Zone 1	285	578	871
					Zone 2	292	592	893
					Zone 3	299	607	915
					Zone 4	306	621	936
22" x 30"	30" x 42"	4"	12" S	22 lb.	Zone 1	303	595	888
					Zone 2	311	610	910
					Zone 3	318	625	932
					Zone 4	326	640	955
30" x 30"	36" x 36"	4"	12" S	23 lb.	Zone 1	313	606	901
					Zone 2	321	621	924
					Zone 3	329	636	946
					Zone 4	336	651	969
36" x 36"	60" Round	4"	24" S	42 lb.	Zone 1	481	795	1109
					Zone 2	493	815	1137
					Zone 3	505	835	1164
					Zone 4	517	855	1192

Base height is 28.5". Price includes Plastitack glides. Refer to Items to Consider when Ordering Tables and Table Top and Base Configurations.

adjustable height upcharge per base				
	All	809	n/a	n/a

23.5" - 35.5" height range. Not available on 2" column, end base, or on tops 42" or greater. Only available in matte black. Floor base can be any color.

extended and wheelchair height upcharge per table base				
	All	119	119	119

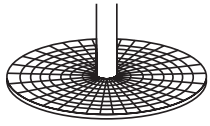
Extended height upcharge applies to bar and counter height. Extended height options are available for tops up to 42". Recommended wheelchair height is 30.75". Please note that a 15" spider is necessary for bar height bases with tops 27" or larger. Specify desired base height.

15" footing upcharge per base				
	All	275	275	275

Available for table base heights of 35"-42".

- When ordering specify:
- Product number
 - Metal Finish
 - Spread
 - Column diameter

Tables metal table bases



1050159 DOMINO BASE

spread	maximum top size	column diameter	spider spread	weight	zone	black wrinkle finish price	powder-coat finish price	designer finish price
17" x 17"	30" x 30"	2"	15" S	27 lb.	Zone 1	366	458	701
					Zone 2	375	469	719
					Zone 3	384	481	736
					Zone 4	393	492	754
22" x 22"	36" x 36"	3"	15" S	42 lb.	Zone 1	518	634	950
					Zone 2	531	650	974
					Zone 3	544	666	998
					Zone 4	557	682	1021
30" x 30"	60" x 60"	4"	15" S	92 lb.	Zone 1	950	1079	1279
					Zone 2	974	1106	1311
					Zone 3	998	1133	1343
					Zone 4	1021	1160	1375

Base height is 29.25". Price includes Chrome Rubber Cushioned Adjustable glides. Refer to Items to Consider when Ordering Tables and Table Top and Base Configurations.

adjustable height upcharge per base				
	All	809	n/a	n/a

23.5" - 35.5" height range. Not available on 2" column, end base, or on tops 42" or greater. Only available in matte black. Floor base can be any color.

extended and wheelchair height upcharge per table base				
	All	119	119	119

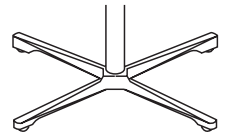
Extended height upcharge applies to bar and counter height. Extended height options are available for tops up to 42". Recommended wheelchair height is 30.75". Please note that a 15" spider is necessary for bar height bases with tops 27" or larger. Specify desired base height.

15" footing upcharge per base				
	All	275	275	275

Available for table base heights of 35"-42".

When ordering specify:

- Product number
- Metal Finish
- Spread
- Column diameter



1050659 STANDARD BASE

spread	maximum top size	column diameter	spider spread	weight	zone	black wrinkle finish price	powder-coat finish price	designer finish price
24"-EB	36" x 96"	2"	15" S	19 lb.	Zone 1	256	273	414
					Zone 2	262	280	424
					Zone 3	269	287	435
					Zone 4	275	293	445
18" x 18	24" x 24"	2"	15" S	18 lb.	Zone 1	283	294	501
					Zone 2	290	301	514
					Zone 3	297	309	526
					Zone 4	304	316	539
24" x 24"	30" x 30"	2"	15" S	24 lb.	Zone 1	287	305	555
					Zone 2	294	313	569
					Zone 3	301	320	583
					Zone 4	309	328	597
32" x 32"	48" x 48"	2"	15" S	33 lb.	Zone 1	358	378	652
					Zone 2	367	387	668
					Zone 3	376	397	685
					Zone 4	385	406	701
22" x 30"	30" x 42"	2"	15" S	30 lb.	Zone 1	358	378	652
					Zone 2	367	387	668
					Zone 3	376	397	685
					Zone 4	385	406	701
40" x 40"	60" x 60"	3"	24" S	56 lb.	Zone 1	701	750	1172
					Zone 2	719	769	1201
					Zone 3	736	788	1231
					Zone 4	754	806	1260

Base height is 29.25". Price includes Chrome Rubber Cushioned Adjustable glides. Refer to Items to Consider when Ordering Tables and Table Top and Base Configurations.

adjustable height upcharge per base				
	All	809	n/a	n/a

23.5" - 35.5" height range. Not available on 2" column, end base, or on tops 42" or greater. Only available in matte black. Floor base can be any color.

extended and wheelchair height upcharge per table base				
	All	119	119	119

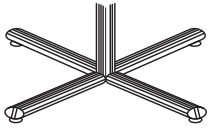
Extended height upcharge applies to bar and counter height. Extended height options are available for tops up to 42". Recommended wheelchair height is 30.75". Please note that a 15" spider is necessary for bar height bases with tops 27" or larger. Specify desired base height.

15" footing upcharge per base				
	All	275	275	275

Available for table base heights of 35"-42".

- When ordering specify:
- Product number
 - Metal Finish
 - Spread
 - Column diameter

Tables metal table bases



1050669 TUBULAR 4-PRONG BASE

spread	maximum top Size	column diameter	spider spread	weight	zone	black wrinkle finish price	powder-coat finish price	designer finish price
16"-EB	18" x 60"	2"	12" S	14 lb.	Zone 1	291	305	416
					Zone 2	298	313	426
					Zone 3	306	320	437
					Zone 4	313	328	447
22"-EB	36" x 60"	2"	15" S	21 lb.	Zone 1	297	316	425
					Zone 2	304	324	436
					Zone 3	312	332	446
					Zone 4	319	340	457
32"-EB	36" x 96"	2" (2 col)	12" S	30 lb.	Zone 1	668	697	981
					Zone 2	685	714	1006
					Zone 3	701	732	1030
					Zone 4	718	749	1055
18" x 18"	18" x 18"	2"	12" S	24 lb.	Zone 1	454	468	601
					Zone 2	465	480	616
					Zone 3	477	491	631
					Zone 4	488	503	646
22" x 22"	30" x 30"	2"	12" S	28 lb.	Zone 1	459	480	652
					Zone 2	470	492	668
					Zone 3	482	504	685
					Zone 4	493	516	701
22" x 28"	30" x 42"	2"	15" S	33 lb.	Zone 1	524	552	762
					Zone 2	537	566	781
					Zone 3	550	580	800
					Zone 4	563	593	819
28" x 28"	36" x 36"	2"	15" S	34 lb.	Zone 1	574	593	793
					Zone 2	588	608	813
					Zone 3	603	623	833
					Zone 4	617	637	852
36" x 36"	48" x 48"	3"	24" S	53 lb.	Zone 1	863	902	1140
					Zone 2	885	925	1168
					Zone 3	906	947	1197
					Zone 4	928	970	1226
36" x 36"	60" x 60"	3" (5 Col)	12" S	64 lb.	Zone 1	1732	1768	2290
					Zone 2	1775	1812	2347
					Zone 3	1819	1856	2404
					Zone 4	1862	1901	2462

Base height is 28.25". Price includes Chrome Rubber Cushioned Adjustable glides. Refer to Items to Consider when Ordering Tables and Table Top and Base Configurations.

adjustable height upcharge per base

	All	809	n/a	n/a

23.5" - 35.5" height range. Not available on 2" column, end base, or on tops 42" or greater. Only available in matte black. Floor base can be any color.

extended and wheelchair height upcharge per table base

	All	119	119	119

Extended height upcharge applies to bar and counter height. Extended height options are available for tops up to 42". Recommended wheelchair height is 30.75". Please note that a 15" spider is necessary for bar height bases with tops 27" or larger. Specify desired base height.

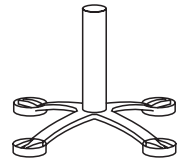
15" footing upcharge per base

	All	275	275	275

Available for table base heights of 35"-42".

When ordering specify:

- Product number
- Metal Finish
- Spread
- Column diameter



1050025 LEVELING BASE

spread	maximum top Size	column diameter	spider spread	weight	zone	black wrinkle finish price	powder-coat finish price	designer finish price
18"-EB	24" x 96"	2"	12" S	12 lb.	Zone 1	294	343	424
					Zone 2	301	352	435
					Zone 3	309	360	445
					Zone 4	316	369	456
22"-EB	24" x 96"	2"	12" S	15 lb.	Zone 1	337	385	474
					Zone 2	345	395	486
					Zone 3	354	404	498
					Zone 4	362	414	510
28"-EB	36" x 96"	2"	15" S	22 lb.	Zone 1	428	458	598
					Zone 2	439	469	613
					Zone 3	449	481	628
					Zone 4	460	492	643
18" x 18"	24" x 24"	2"	12" S	15 lb.	Zone 1	389	428	536
					Zone 2	399	439	549
					Zone 3	408	449	563
					Zone 4	418	460	576
24" x 24"	30" x 30"	2"	15" S	24 lb.	Zone 1	488	520	701
					Zone 2	500	533	719
					Zone 3	512	546	736
					Zone 4	525	559	754
32" x 32"	42" x 42"	3"	15" S	30 lb.	Zone 1	614	666	847
					Zone 2	629	683	868
					Zone 3	645	699	889
					Zone 4	660	716	911

Base height is 27.5". Price includes Nylon glides with ABS Plastic Adjustment Knobs. Refer to Items to Consider when Ordering Tables and Table Top and Base Configurations.

adjustable height upcharge per base				
	All	809	n/a	n/a

23.5" - 35.5" height range. Not available on 2" column, end base, or on tops 42" or greater. Only available in matte black. Floor base can be any color.

extended and wheelchair height upcharge per table base				
	All	119	119	119

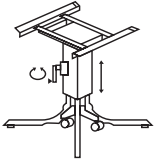
Extended height upcharge applies to bar and counter height. Extended height options are available for tops up to 42". Recommended wheelchair height is 30.75". Please note that a 15" spider is necessary for bar height bases with tops 27" or larger. Specify desired base height.

15" footing upcharge per base				
	All	275	275	275

Available for table base heights of 35"-42".

When ordering specify:
 Product number
 Metal Finish
 Spread
 Column diameter

Tables metal table bases



1050020 FULLY-ADJUSTABLE SERIES 5 BASE

spread	maximum top size	column diameter	spider spread	weight	zone	black wrinkle finish price	brown wrinkle finish price	chrome (legs only)
37" x 37"	60" x 60"	n/a	n/a	56 lb.	Zone 1	2530	2530	2581
					Zone 2	2593	2593	2646
					Zone 3	2656	2656	2710
					Zone 4	2720	2720	2775

Base Height: 28" to 34". Specify black wrinkle, brown wrinkle or chrome finish when ordering. Refer to Items to Consider when Ordering Tables and Table Top and Base Configurations.

When ordering specify:

- Product number
- Metal Finish
- Spread
- Column diameter

Accessories

1052000 LEVEL LOCKS



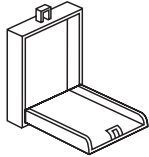
WT: 1 lb.
\$379
2 sets.

1052802 GLIDE, SELF-LEVELING, CUSHIONED



WT: 0.5 lb.
\$43
Set of four. Not available on domino bases.

1059999 FLIP TOP SPIDER



WT: 13 lb.
\$372
Max 54" table top widths. Available for full- and half-pedestal bases with trestle. Not available for tables with adjustable bases or corner legs.

1052048 48" V CHANNEL



WT: 4 lb.
\$69

1052060 60" V CHANNEL



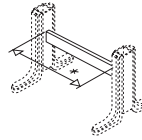
WT: 5 lb.
\$69

1052072 72" V CHANNEL



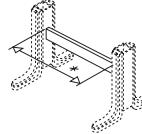
WT: 6 lb.
\$69

7011232 32" TRESTLE



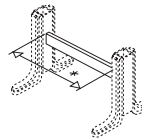
WT: 11 lb.
\$134

7011236 36" TRESTLE



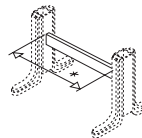
WT: 12 lb.
\$134

7011242 42" TRESTLE



WT: 14 lb.
\$134

7011248 48" TRESTLE



WT: 16 lb.
\$134

task chairs
pricing and specifications



7320653 ARM CHAIR, GSA

W: 19.75" D: 23" H: 32.5" - 35.25" SW: 19.75" SD: 18.5" SH: 18" - 20.75" AH: 24.5" - 30.5" WT: 28 lb.

	B/COM	C	D	E	F	G	H	I	J
Zone 1:	535	557	583	612	655	699	741	784	826
Zone 2:	548	570	596	625	668	712	754	797	839
Zone 3:	561	583	609	638	681	725	767	810	852
Zone 4:	574	596	622	651	694	738	780	823	865

Price includes casters. You must specify a carpet caster or hard-surface caster when ordering. Glides available upon request.

General Information:

COM: 1.2 yd. ♦
 WOOD SPECS: n/a
 MOIS. BARR: n/a
 CA TB133: +\$48

7020653 SIDE CHAIR, GSA

W: 19.75" D: 23" H: 32.5" - 35.25" SW: 19.75" SD: 18.5" SH: 18" - 20.75" AH: - WT: 20.5 lb.

	B/COM	C	D	E	F	G	H	I	J
Zone 1:	439	461	487	516	559	603	645	688	730
Zone 2:	450	472	498	527	570	614	656	699	741
Zone 3:	460	482	508	537	580	624	666	709	751
Zone 4:	471	493	519	548	591	635	677	720	762

Price includes casters. You must specify a carpet caster or hard-surface caster when ordering. Glides available upon request.

General Information:

COM: 1.2 yd. ♦
 WOOD SPECS: n/a
 MOIS. BARR: n/a
 CA TB133: +\$48

When ordering specify:

- Product number
- Fabric vendor, pattern and color
- Caster option

7320651 ARM CHAIR, GSA

W: 19.75" D: 23" H: 32.5" - 35.25" SW: 19.5" SD: 18.5" SH: 18" - 20.75" AH: 25" - 30.5" WT: 35.5 lb.

	B/COM	C	D	E	F	G	H	I	J
Zone 1:	649	671	697	726	769	813	855	898	940
Zone 2:	665	687	713	742	785	829	871	914	956
Zone 3:	681	703	729	758	801	845	887	930	972
Zone 4:	697	719	745	774	817	861	903	946	988

Price includes casters. You must specify a carpet caster or hard-surface caster when ordering. Glides available upon request.

General Information:

COM: 1.2 yd. ♦
WOOD SPECS: n/a
MOIS. BARR: n/a
CA TB133: +\$48



7020651 SIDE CHAIR, GSA

W: 19.75" D: 23" H: 32.5" - 35.25" SW: 19.75" SD: 18.5" SH: 18" - 20.75" AH: - WT: 27.7 lb.

	B/COM	C	D	E	F	G	H	I	J
Zone 1:	561	583	609	638	681	725	767	810	852
Zone 2:	575	597	623	652	695	739	781	824	866
Zone 3:	588	610	636	665	708	752	794	837	879
Zone 4:	602	624	650	679	722	766	808	851	893

Price includes casters. You must specify a carpet caster or hard-surface caster when ordering. Glides available upon request.

General Information:

COM: 1.2 yd. ♦
WOOD SPECS: n/a
MOIS. BARR: n/a
CA TB133: +\$48



7200651 FLOOR ROCKER WITH ARMS

W: 19.75" D: 23" H: 25" SW: 19.75" SD: 18.5" SH: 8" AH: 15" WT: 22.7 lb.

	B/COM	C	D	E	F	G	H	I	J
Zone 1:	428	450	476	505	548	592	634	677	719
Zone 2:	438	460	486	515	558	602	644	687	729
Zone 3:	449	471	497	526	569	613	655	698	740
Zone 4:	459	481	507	536	579	623	665	708	750

General Information:

COM: 1.2 yd. ♦
WOOD SPECS: n/a
MOIS. BARR: n/a
CA TB133: +\$48



7200650 FLOOR ROCKER

W: 19.75" D: 23" H: 25" SW: 19.75" SD: 18.5" SH: 8" AH: - WT: 14.9 lb.

	B/COM	C	D	E	F	G	H	I	J
Zone 1:	336	358	384	413	456	500	542	585	627
Zone 2:	344	366	392	421	464	508	550	593	635
Zone 3:	352	374	400	429	472	516	558	601	643
Zone 4:	360	382	408	437	480	524	566	609	651

General Information:

COM: 1.2 yd. ♦
WOOD SPECS: n/a
MOIS. BARR: n/a
CA TB133: +\$48



7110651 BASE/TABLE, GSA

W: 23" D: 23" H: 16.25" - 19" WT: 12.8 lb.

Price by Shipping Zone				
Zone	1	2	3	4
	274	281	288	295

Price includes casters. You must specify a carpet caster or hard-surface caster when ordering. Glides available upon request.

General Information:

COM: n/a ♦
WOOD SPECS: n/a
MOIS. BARR: n/a
CA TB133: : n/a



When ordering specify:
 Product number
 Fabric vendor, pattern and color
 Caster option

chapel furniture pricing and specifications

Vantage



7028730 SIDE CHAIR, UPHOLSTERED SEAT, UPHOLSTERED BARREL BACK, WOOD BACKSIDE, STACKING

W: 20" D: 22.5" H: 32" SW: 19.25" SD: 17" SH: 18" AH: - WT: 17 lb.

	B/COM	C	D	E	F	G	H	I	J
Zone 1:	369	382	397	414	439	465	489	514	539
Zone 2:	378	391	406	423	448	474	498	523	548
Zone 3:	387	400	415	432	457	483	507	532	557
Zone 4:	396	409	424	441	466	492	516	541	566

Lumbar area has fabric only, no foam.

General Information:

COM: 0.7 yd. ♦
WOOD SPECS: Beech
MOIS. BARR: +\$5
CA TB133: +\$28



7328730 ARM CHAIR, UPHOLSTERED SEAT, UPHOLSTERED BARREL BACK, WOOD BACKSIDE, STACKING

W: 22" D: 22.5" H: 32" SW: 19.25" SD: 17" SH: 18" AH: 25.75" WT: 19 lb.

	B/COM	C	D	E	F	G	H	I	J
Zone 1:	450	463	478	495	520	546	570	595	620
Zone 2:	461	474	489	506	531	557	581	606	631
Zone 3:	472	485	500	517	542	568	592	617	642
Zone 4:	483	496	511	528	553	579	603	628	653

Lumbar area has fabric only, no foam.

General Information:

COM: 0.7 yd. ♦
WOOD SPECS: Beech
MOIS. BARR: +\$5
CA TB133: +\$28



7028731 SIDE CHAIR, UPH SEAT, PARTIALLY UPH BARREL BACK, WOOD BACKSIDE, STACKING

W: 20" D: 22.5" H: 32" SW: 19.25" SD: 17" SH: 18" AH: - WT: 17 lb.

	B/COM	C	D	E	F	G	H	I	J
Zone 1:	376	387	400	415	436	458	479	500	521
Zone 2:	385	396	409	424	445	467	488	509	530
Zone 3:	394	405	418	433	454	476	497	518	539
Zone 4:	404	415	428	443	464	486	507	528	549

General Information:

COM: 0.6 yd. ♦
WOOD SPECS: Beech
MOIS. BARR: +\$5
CA TB133: +\$24



7328731 ARM CHAIR, UPHOLSTERED SEAT, PARTIALLY UPHOLSTERED BARREL BACK, WOOD BACKSIDE, STACKING

W: 22" D: 22.5" H: 32" SW: 19.25" SD: 17" SH: 18" AH: 24.75" WT: 19 lb.

	B/COM	C	D	E	F	G	H	I	J
Zone 1:	459	470	483	498	519	541	562	583	604
Zone 2:	470	481	494	509	530	552	573	594	615
Zone 3:	482	493	506	521	542	564	585	606	627
Zone 4:	493	504	517	532	553	575	596	617	638

General Information:

COM: 0.6 yd. ♦
WOOD SPECS: Beech
MOIS. BARR: +\$5
CA TB133: +\$24



7028735 SIDE CHAIR, UPHOLSTERED SEAT, UPHOLSTERED BARREL BACK, UPHOLSTERED BACKSIDE, STACKING

W: 20" D: 22.5" H: 32" SW: 19.25" SD: 17" SH: 18" AH: - WT: 17 lb.

	B/COM	C	D	E	F	G	H	I	J
Zone 1:	421	444	473	504	551	597	643	690	735
Zone 2:	431	454	483	514	561	607	653	700	745
Zone 3:	441	464	493	524	571	617	663	710	755
Zone 4:	451	474	503	534	581	627	673	720	765

Lumbar area has fabric only, no foam.

General Information:

COM: 1.3 yd. ♦
WOOD SPECS: Beech
MOIS. BARR: +\$5
CA TB133: +\$52



7328735 ARM CHAIR, UPHOLSTERED SEAT, UPHOLSTERED BARREL BACK, UPHOLSTERED BACKSIDE, STACKING

W: 22" D: 22.5" H: 32" SW: 19.25" SD: 17" SH: 18" AH: 25.75" WT: 19 lb.

	B/COM	C	D	E	F	G	H	I	J
Zone 1:	505	528	557	588	635	681	727	774	819
Zone 2:	517	540	569	600	647	693	739	786	831
Zone 3:	529	552	581	612	659	705	751	798	843
Zone 4:	542	565	594	625	672	718	764	811	856

Lumbar area has fabric only, no foam.

General Information:

COM: 1.3 yd. ♦
WOOD SPECS: Beech
MOIS. BARR: +\$5
CA TB133: +\$52

- When ordering specify:
- Product number
 - Fabric vendor, pattern and color
 - Finish

7028737 SE SIDE CHAIR, UPHOLSTERED SEAT, UPHOLSTERED BARREL BACK, WOOD BACKSIDE, STACKING

W: 20" D: 23" H: 32" SW: 19.5" SD: 18" SH: 18.5" AH: – WT: 17 lb.

	B/COM	C	D	E	F	G	H	I	J
Zone 1:	406	420	438	457	486	514	542	571	599
Zone 2:	416	430	448	467	496	524	552	581	609
Zone 3:	426	440	458	477	506	534	562	591	619
Zone 4:	436	450	468	487	516	544	572	601	629

General Information:

COM: 0.8 yd. ♦
 WOOD SPECS: Beech
 MOIS. BARR: +\$5
 CA TB133: +\$32



7328737 SE ARM CHAIR, UPHOLSTERED SEAT, UPHOLSTERED BARREL BACK, WOOD BACKSIDE, STACKING

W: 22" D: 23" H: 32" SW: 19.5" SD: 18" SH: 18.5" AH: 24.75 WT: 19 lb.

	B/COM	C	D	E	F	G	H	I	J
Zone 1:	480	494	512	531	560	588	616	645	673
Zone 2:	492	506	524	543	572	600	628	657	685
Zone 3:	504	518	536	555	584	612	640	669	697
Zone 4:	515	529	547	566	595	623	651	680	708

General Information:

COM: 0.8 yd. ♦
 WOOD SPECS: Beech
 MOIS. BARR: +\$5
 CA TB133: +\$32



7028739 SE SIDE CHAIR, UPHOLSTERED SEAT, UPH. BARREL BACK, WOOD BACKSIDE, 2" WIDER, STACKING

W: 22" D: 23" H: 32" SW: 21.5" SD: 18" SH: 18.5" AH: – WT: 20 lb.

	B/COM	C	D	E	F	G	H	I	J
Zone 1:	417	431	449	468	497	525	553	582	610
Zone 2:	427	441	459	478	507	535	563	592	620
Zone 3:	437	451	469	488	517	545	573	602	630
Zone 4:	448	462	480	499	528	556	584	613	641

General Information:

COM: 0.8 yd. ♦
 WOOD SPECS: Beech
 MOIS. BARR: +\$5
 CA TB133: +\$32



7328739 SE ARM CHAIR, UPHOLSTERED SEAT, UPH. BARREL BACK, WOOD BACKSIDE, 2" WIDER, STACKING

W: 24" D: 23" H: 32" SW: 21.5" SD: 18" SH: 18.5" AH: 24.75 WT: 22 lb.

	B/COM	C	D	E	F	G	H	I	J
Zone 1:	494	508	526	545	574	602	630	659	687
Zone 2:	506	520	538	557	586	614	642	671	699
Zone 3:	518	532	550	569	598	626	654	683	711
Zone 4:	530	544	562	581	610	638	666	695	723

General Information:

COM: 0.8 yd. ♦
 WOOD SPECS: Beech
 MOIS. BARR: +\$5
 CA TB133: +\$32



When ordering specify:
 Product number
 Fabric vendor, pattern and color
 Finish

Accessories

7074340 VANTAGE CHAIR ARMS



WT: 2 lb.
\$97

7070014 BOOKRACK, BACK MOUNTED



WT: 1 lb.
\$56

For barrel back models, except barrel back chair 7028731. Cannot be used with rear-mounted cup holder accessory.

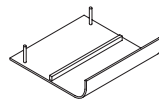
7070015 BOOKRACK, BACK MOUNTED, WITH COMMUNION CUP HOLDER



WT: 1 lb.
\$61

For barrel back models, except barrel back chair 7028731. Cannot be used with rear-mounted cup holder accessory.

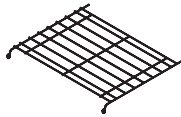
7074132 BOOKRACK, UNDERSEAT, REAR OPENING



WT: 2 lb.
\$68

Cannot be used with kneeler 7094027. Use sliding kneeler or kneeler box.

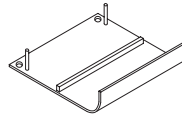
7074134 BOOKRACK, UNDERSEAT, WIRE



WT: 2 lb.
\$47

Cannot be used with kneeler 7094027. Use sliding kneeler or kneeler box. Not available on 2" wider SE models.

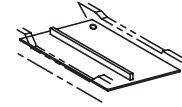
7074142 BOOKRACK, UNDERSEAT, REAR OPENING, WITH COMMUNION CUP HOLDER



WT: 2 lb.
\$74

Cannot be used with kneeler 7094027. Use sliding kneeler or kneeler box.

7074302 BOOKRACK, UNDERSEAT, FRONT AND REAR OPENING, WITH COMMUNION CUP



WT: 2 lb.
\$9

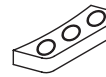
7130340 CARD AND PENCIL HOLDER, REAR MOUNTED



WT: 0.5 lb.
\$17

For barrel back models. Cannot be used with rear-mounted bookrack.

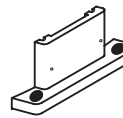
7130341 3-CUP HOLDER, REAR MOUNTED



WT: 0.5 lb.
\$18

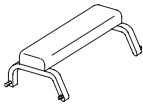
For barrel back models. Cannot be used with rear-mounted bookrack.

7130346 CARD, 2-CUP, PENCIL HOLDER, REAR MOUNTED



WT: 0.5 lb.
\$48

For barrel back models. Cannot be used with rear-mounted bookrack.



7094027 KNEELER, VANTAGE, UPHOLSTERED MOLDED FOAM PAD

W: 16.89" D: 10.5" H: 6.25" WT: 3 lb.

Price by Fabric Grade

B/COM	C	D	E	F	G	H	I	J
192	196	200	205	212	220	227	234	241

Not available on SE models. Use sliding kneeler or kneeler box.

General Information:

COM: 0.2 yd. ♦
WOOD SPECS: Beech
MOIS. BARR: n/a
CA TB133: +\$8

2022200 SIDE CHAIR, UPH CONTOURED SEAT, UPH BACK, STACKING

W: 20.25" D: 20.5" H: 31.75" SW: 16.5" SD: 18.5" SH: 18" AH: – WT: 16 lb.

Red Oak	B/COM	C	D	E	F	G	H	I	J
Zone 1:	304	315	328	343	364	386	407	428	449
Zone 2:	311	322	335	350	371	393	414	435	456
Zone 3:	319	330	343	358	379	401	422	443	464
Zone 4:	326	337	350	365	386	408	429	450	471

General Information:

COM: 0.6 yd. ♦
 MOIS. BARR: +\$6
 CA TB133: +\$24
 WOOD SPECIE ADDER:
 CHERRY\$9
 MAPLE.....\$35



2322102 ARM CHAIR, UPH FLAT SEAT, UPH BACK, 31 3/4" HEIGHT, STACKING

W: 23.75" D: 20.5" H: 31.75" SW: 17.5" SD: 18.5" SH: 18" AH: 25.5" WT: 18 lb.

Red Oak	B/COM	C	D	E	F	G	H	I	J
Zone 1:	400	411	424	439	460	482	503	524	545
Zone 2:	410	421	434	449	470	492	513	534	555
Zone 3:	420	431	444	459	480	502	523	544	565
Zone 4:	429	440	453	468	489	511	532	553	574

General Information:

COM: 0.6 yd. ♦
 MOIS. BARR: included
 CA TB 133: +\$24
 WOOD SPECIE ADDER:
 CHERRY\$8
 MAPLE.....\$43



4152101 SINGLE FRONTAL KNEELER, 20 INCHES WIDE (PRIE DIEU)

W: 20.33" WT: 40 lb.

Red Oak	B/COM	C	D	E	F	G	H	I	J
Zone 1:	541	546	553	560	571	581	592	603	613
Zone 2:	554	559	566	573	584	594	605	616	626
Zone 3:	568	573	580	587	598	608	619	630	640
Zone 4:	581	586	593	600	611	621	632	643	653

General Information:

COM: 0.3 yd. ♦
 MOIS. BARR: n/a
 CA TB133: +\$12
 WOOD SPECIE ADDER:
 CHERRY\$136
 MAPLE.....\$136



4152102 DOUBLE FRONTAL KNEELER, 40 INCHES WIDE (PRIE DIEU)

W: 40.25" WT: 66 lb.

Red Oak	B/COM	C	D	E	F	G	H	I	J
Zone 1:	744	751	760	769	784	798	812	827	841
Zone 2:	762	769	778	787	802	816	830	845	859
Zone 3:	781	788	797	806	821	835	849	864	878
Zone 4:	799	806	815	824	839	853	867	882	896

General Information:

COM: 0.4 yd. ♦
 MOIS. BARR: n/a
 CA TB133: +\$16
 WOOD SPECIE ADDER:
 CHERRY\$187
 MAPLE.....\$187



When ordering specify:
 Product number
 Fabric vendor, pattern and color
 Wood specie
 Finish

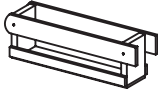
Oaklok accessories

General Information:

Accessories

WOOD SPECS: See product note*

2072100 BOOKRACK, INTERLOCKING, SINGLE



ID L: 11.5" ID D: 4.5" ID W: 2.3" WT: 1 lb.
Oak **\$42**

WOOD SPECIE ADDER:
CHERRY \$8
MAPLE..... \$9

Use with side chair only.

2072128 BOOKRACK, WOOD, UNDERSEAT, FRONT AND REAR OPENING, CUPHOLDER



WT: 2 lb.
Beech **\$84**

2072131 BOOKRACK, WOOD, UNDERSEAT, REAR OPENING, CUPHOLDER



W: 13.38" D: 9.25" H: 2" WT: 2 lb.
Beech **\$76**

2072104 BOOKRACK, INTERLOCKING, SINGLE, EXTRA DEPTH SACK

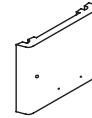


ID L: 11.5" ID D: 9.7" ID W: 2.3" WT: 1 lb.
Oak **\$50**

WOOD SPECIE ADDER:
CHERRY \$5
MAPLE..... \$6

Use with side chair only.

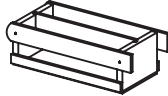
2132101 CARD AND PENCIL HOLDER, REAR MOUNTED



OD H: 4" ID W: 3.1" ID D: 0.4" ID H: 3.4" WT: 0.5 lb.
Oak **\$18**

WOOD SPECIE ADDER:
CHERRY \$1
MAPLE..... \$2

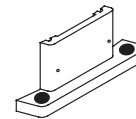
2072108 BOOKRACK, INTERLOCKING, DOUBLE



ID L: 11.5" ID D: 4.5" ID W: 2.3" WT: 1 lb.
Oak **\$74**

WOOD SPECIE ADDER:
CHERRY \$13
MAPLE..... \$15

2132102 CARD, 2-CUP, PENCIL HOLDER, REAR MOUNTED



OD H: 4" ID W: 3.1" ID D: 0.4" ID H: 3.3" WT: 0.5 lb.
Oak **\$50**

WOOD SPECIE ADDER:
CHERRY \$2
MAPLE..... \$2

2072111 OAKLOK/PARAGON INTERLOCK, WOOD

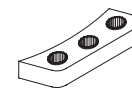


WT: 1 lb.
Oak **\$25**

WOOD SPECIE ADDER:
CHERRY \$6
MAPLE..... \$6

Use with side chair only.

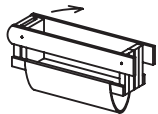
2132103 3-CUP HOLDER, REAR MOUNTED



WT: 0.5 lb.
Oak **\$19**

WOOD SPECIE ADDER:
CHERRY \$1
MAPLE..... \$1

2072118 BOOKRACK, INTERLOCKING, SINGLE, ADJUSTABLE RADIUS

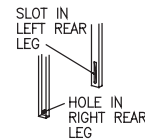


ID L: 10.5" ID D: 5" ID W: 3.8" WT: 1 lb.
Oak **\$84**

WOOD SPECIE ADDER:
CHERRY \$5
MAPLE..... \$6

Use with side chair only.

2100 KNEELER HOLES (WITHOUT THE KNEELER) CANNOT BE ORDERED BY ITSELF



\$4

When ordering specify:

- Product number
- Wood specie
- Finish

2090011 KNEELER, WOOD, WITH UPHOLSTERED MOLDED FOAM PAD

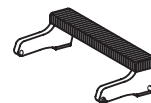
W: 17.89" D: 11" H: 6.25" WT: 5 lb.

Red Oak									
B/COM	C	D	E	F	G	H	I	J	
129	133	137	142	149	157	164	171	178	

Use with side chairs and 2301 arm chairs.

General Information:

COM: 0.2 yd. ♦
 MOIS. BARR: n/a
 CA TB133: +\$8
 WOOD SPECIE ADDER:
 CHERRY \$13
 MAPLE..... \$15



2090012 KNEELER, WOOD, WITH UPHOLSTERED MOLDED FOAM PAD

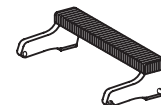
W: 18.89" D: 11" H: 6.25" WT: 5 lb.

Red Oak									
B/COM	C	D	E	F	G	H	I	J	
142	146	150	155	162	170	177	184	191	

Use with arm chairs except 2301 styles.

General Information:

COM: 0.2 yd. ♦
 MOIS. BARR: n/a
 CA TB133: +\$8
 WOOD SPECIE ADDER:
 CHERRY \$13
 MAPLE..... \$15



2090013 KNEELER, WOOD, WITH BOOKRACK, UPHOLSTERED MOLDED FOAM PAD

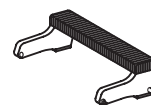
W: 17.89" D: 10" H: 6.25" WT: 4 lb.

Red Oak									
B/COM	C	D	E	F	G	H	I	J	
129	133	137	142	149	157	164	171	178	

Use with side chairs and 2301 arm chairs.

General Information:

COM: 0.2 yd. ♦
 MOIS. BARR: n/a
 CA TB133: +\$8
 WOOD SPECIE ADDER:
 CHERRY \$13
 MAPLE..... \$15



2090014 KNEELER, WOOD, WITH BOOKRACK, UPHOLSTERED MOLDED FOAM PAD


W: 18.75" D: 10" H: 6.25" WT: 4 lb.

Red Oak									
B/COM	C	D	E	F	G	H	I	J	
142	146	150	155	162	170	177	184	191	

Use with arm chairs except 2301 styles.

General Information:

COM: 0.2 yd. ♦
 MOIS. BARR: n/a
 CA TB133: +\$8
 WOOD SPECIE ADDER:
 CHERRY \$13
 MAPLE..... \$15



When ordering specify:
 Product number
 Fabric vendor, pattern and color
 Wood specie
 Finish

Unity



3306120 SIDE CHAIR, UPHOLSTERED SEAT, WOOD BACK, NON-STACKING, 20"

W: 20"	D: 23"	H: 32"	SW: 20"	SD: 17.75"	SH: 18.25"	AH: -	WT: 24 lb.		
Red Oak	B/COM	C	D	E	F	G	H	I	J
Zone 1:	462	471	482	494	512	530	548	566	583
Zone 2:	473	482	493	505	523	541	559	577	594
Zone 3:	485	494	505	517	535	553	571	589	606
Zone 4:	496	505	516	528	546	564	582	600	617

Fabric application is selvage front.

General Information:

COM: 0.5 yd. ♦
 MOIS. BARR: n/a
 CA TB133: +\$20
 WOOD SPECIE ADDER:
 CHERRY \$12
 MAPLE..... \$36



3306140 SIDE CHAIR, UPHOLSTERED SEAT, WOOD BACK, NON-STACKING, 40"

W: 40"	D: 23"	H: 32"	SW: 40"	SD: 17.75"	SH: 18.25"	AH: -	WT: 38 lb.		
Red Oak	B/COM	C	D	E	F	G	H	I	J
Zone 1:	669	685	705	726	759	791	823	855	887
Zone 2:	685	701	721	742	775	807	839	871	903
Zone 3:	702	718	738	759	792	824	856	888	920
Zone 4:	718	734	754	775	808	840	872	904	936

Fabric application is selvage front.

General Information:

COM: 0.9 yd. ♦
 MOIS. BARR: n/a
 CA TB133: +\$36
 WOOD SPECIE ADDER:
 CHERRY \$20
 MAPLE..... \$44



3306160 SIDE CHAIR, UPHOLSTERED SEAT, WOOD BACK, NON-STACKING, 60"

W: 60"	D: 23"	H: 32"	SW: 60"	SD: 17.75"	SH: 18.25"	AH: -	WT: 55 lb.		
Red Oak	B/COM	C	D	E	F	G	H	I	J
Zone 1:	856	874	896	920	956	992	1027	1063	1098
Zone 2:	877	895	917	941	977	1013	1048	1084	1119
Zone 3:	898	916	938	962	998	1034	1069	1105	1140
Zone 4:	919	937	959	983	1019	1055	1090	1126	1161

Fabric application is selvage front.

General Information:

COM: 1 yd. ♦
 MOIS. BARR: n/a
 CA TB133: +\$40
 WOOD SPECIE ADDER:
 CHERRY \$28
 MAPLE..... \$50

When ordering specify:

- Product number
- Fabric vendor, pattern and color
- Wood specie
- Finish

3306420 SIDE CHAIR; UPHOLSTERED SEAT, BACK, AND BACKSIDE; NON-STACKING, 20"

W: 20"	D: 23"	H: 32"	SW: 20"	SD: 17"	SH: 18.25"	AH: –	WT: 24 lb.		
Red Oak									
	B/COM	C	D	E	F	G	H	I	J
Zone 1:	470	488	510	534	570	606	641	677	712
Zone 2:	481	499	521	545	581	617	652	688	723
Zone 3:	493	511	533	557	593	629	664	700	735
Zone 4:	504	522	544	568	604	640	675	711	746

Fabric application is selvage front.

General Information:

COM: 1 yd. ♦
 MOIS. BARR: n/a
 CA TB133: +\$40
 WOOD SPECIE ADDER:
 CHERRY \$5
 MAPLE \$35



3306440 SIDE CHAIR; UPHOLSTERED SEAT, BACK, AND BACKSIDE; NON-STACKING, 40"

W: 40"	D: 23"	H: 32"	SW: 40"	SD: 17"	SH: 18.25"	AH: –	WT: 39 lb.		
Red Oak									
	B/COM	C	D	E	F	G	H	I	J
Zone 1:	686	718	758	801	866	930	993	1058	1121
Zone 2:	703	735	775	818	883	947	1010	1075	1138
Zone 3:	719	751	791	834	899	963	1026	1091	1154
Zone 4:	736	768	808	851	916	980	1043	1108	1171

Fabric application is selvage front.

General Information:

COM: 1.8 yd. ♦
 MOIS. BARR: n/a
 CA TB133: +\$72
 WOOD SPECIE ADDER:
 CHERRY \$6
 MAPLE \$41



3306460 SIDE CHAIR; UPHOLSTERED SEAT, BACK, AND BACKSIDE; NON-STACKING, 60"

W: 60"	D: 23"	H: 32"	SW: 60"	SD: 17"	SH: 18.25"	AH: –	WT: 55 lb.		
Red Oak									
	B/COM	C	D	E	F	G	H	I	J
Zone 1:	877	917	965	1018	1097	1177	1254	1333	1410
Zone 2:	898	938	986	1039	1118	1198	1275	1354	1431
Zone 3:	920	960	1008	1061	1140	1220	1297	1376	1453
Zone 4:	941	981	1029	1082	1161	1241	1318	1397	1474

Fabric application is selvage front.

General Information:

COM: 2.2 yd. ♦
 MOIS. BARR: n/a
 CA TB133: +\$88
 WOOD SPECIE ADDER:
 CHERRY \$7
 MAPLE \$47



When ordering specify:
 Product number
 Fabric vendor, pattern and color
 Wood specie
 Finish

Unity



3306720 SIDE CHAIR, UPHOLSTERED SEAT AND BACK, WOOD BACKSIDE, NON-STACKING, 20"

W: 20"	D: 23"	H: 32"	SW: 20"	SD: 17"	SH: 18.25"	AH: –	WT: 25 lb.		
Red Oak	B/COM	C	D	E	F	G	H	I	J
Zone 1:	483	497	515	534	563	591	619	648	676
Zone 2:	495	509	527	546	575	603	631	660	688
Zone 3:	507	521	539	558	587	615	643	672	700
Zone 4:	518	532	550	569	598	626	654	683	711

Fabric application is selvage front.

General Information:

COM: 0.8 yd. ♦
 MOIS. BARR: n/a
 CA TB133: +\$32
 WOOD SPECIE ADDER:
 CHERRY \$8
 MAPLE..... \$37



3306740 SIDE CHAIR, UPHOLSTERED SEAT AND BACK, WOOD BACKSIDE, NON-STACKING, 40"

W: 40"	D: 23"	H: 32"	SW: 40"	SD: 17"	SH: 18.25"	AH: –	WT: 41 lb.		
Red Oak	B/COM	C	D	E	F	G	H	I	J
Zone 1:	697	722	753	786	837	887	936	987	1036
Zone 2:	714	739	770	803	854	904	953	1004	1053
Zone 3:	731	756	787	820	871	921	970	1021	1070
Zone 4:	748	773	804	837	888	938	987	1038	1087

Fabric application is selvage front.

General Information:

COM: 1.4 yd. ♦
 MOIS. BARR: n/a
 CA TB133: +\$56
 WOOD SPECIE ADDER:
 CHERRY \$13
 MAPLE..... \$44



3306760 SIDE CHAIR, UPHOLSTERED SEAT AND BACK, WOOD BACKSIDE, NON-STACKING, 60"

W: 60"	D: 23"	H: 32"	SW: 60"	SD: 17"	SH: 18.25"	AH: –	WT: 58 lb.		
Red Oak	B/COM	C	D	E	F	G	H	I	J
Zone 1:	886	915	950	989	1046	1104	1160	1217	1273
Zone 2:	908	937	972	1011	1068	1126	1182	1239	1295
Zone 3:	929	958	993	1032	1089	1147	1203	1260	1316
Zone 4:	951	980	1015	1054	1111	1169	1225	1282	1338

Fabric application is selvage front.

General Information:

COM: 1.6 yd. ♦
 MOIS. BARR: n/a
 CA TB133: +\$64
 WOOD SPECIE ADDER:
 CHERRY \$18
 MAPLE..... \$51

When ordering specify:

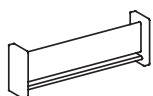
- Product number
- Fabric vendor, pattern and color
- Wood specie
- Finish

Accessories

General Information:

WOOD SPECS: See product note*

3080005 BOOKRACK, BACK MOUNT, 20




OD L: 16.9" OD D: 2.8" OD H: 5.9" ID W: 20.1"
ID D: 2.1" ID H: 4.9" WT: 1 lb.
Oak **\$33**

WOOD SPECIE ADDER:
CHERRY\$4
MAPLE.....\$5

For use on 20" Unity. If insert is ordered, it will be offset to one side, leaving a space of 9-1/8" to accommodate one book.

3080009 BOOKRACK, UNDERSEAT, FRONT OPENING, 40/60

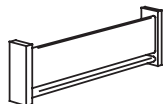


OD L: 34.8" OD D: 6.5" OD H: 3.5" ID W: 33.1"
ID D: 6.5" ID H: 2.1" WT: 2 lb.
Oak **\$41**

WOOD SPECIE ADDER:
CHERRY\$9
MAPLE.....11

For use on 40" and 60" Unity. Cannot be used with a kneeler.

3080001 BOOKRACK, 3-BOOK, BACK MOUNT

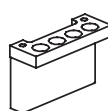


OD L: 21.8" OD D: 2.8" OD H: 5.9" ID W: 15.3"
ID D: 2.1" ID H: 4.9" WT: 1.5 lb.
Oak **\$33**

WOOD SPECIE ADDER:
CHERRY\$5
MAPLE.....\$6

For use on 40" and 60" Unity. If insert is ordered, it will be placed in the middle. The remaining spaces will be 7" each.

3130006 INSERT, CARD, 4-CUP, PENCIL HOLDER



OD L: 6.1" OD D: 2.2" OD H: 4.1" ID W: 4.1"
ID D: 0.4" ID H: 4.1" WT: 0.5 lb.
Oak **\$15**

WOOD SPECIE ADDER:
CHERRY\$1
MAPLE.....\$2

3080378 BOOKRACK, 4-BOOK, BACK MOUNT

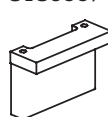


OD L: 35.8" OD D: 2.8" OD H: 5.9" ID W: 34"
ID D: 2.1" ID H: 4.9" WT: 2 lb.
Oak **\$40**

WOOD SPECIE ADDER:
CHERRY\$10
MAPLE.....\$12

For use on 40" and 60" Unity. If insert is ordered, it will be placed in the middle. The remaining spaces will be 13-15/16" each.

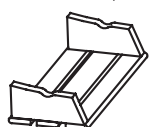
3130007 INSERT, CARD & PENCIL HOLDER



OD L: 6.1" OD D: 2.2" OD H: 4.1" ID W: 4.1"
ID D: 0.4" ID H: 4.1" WT: 0.5 lb.
Oak **\$14**

WOOD SPECIE ADDER:
CHERRY\$1
MAPLE.....\$2

3080006 BOOKRACK, UNDERSEAT, REAR OPENING, 20

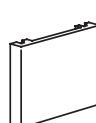


OD L: 14.8" OD D: 6.5" OD H: 3.1" ID W: 13.1"
ID D: 6.5" ID H: 2.1" WT: 1 lb.
Oak **\$33**

WOOD SPECIE ADDER:
CHERRY\$4
MAPLE.....\$5

For use on 20" Unity. Cannot be used with a kneeler.

3130330 CARD, PENCIL HOLDER



OD L: 6.1" OD D: 0.8" OD H: 4.1" ID W: 3.1"
ID D: 0.4" ID H: 3.3" WT: 0.5 lb.
Oak **\$14**

WOOD SPECIE ADDER:
CHERRY\$1
MAPLE.....\$2

Cannot be used with a back-mounted bookrack on a 20" seat unit or with a 3080378 bookrack on a 40" unit.

3080007 BOOKRACK, UNDERSEAT, FRONT OPENING, 20

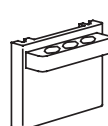


OD L: 14.8" OD D: 6.5" OD H: 3.1" ID W: 13.1"
ID D: 6.5" ID H: 2.1" WT: 1 lb.
Oak **\$33**

WOOD SPECIE ADDER:
CHERRY\$4
MAPLE.....\$5

For use on 20" Unity. Cannot be used with a kneeler.

3130336 CARD, 3-CUP, PENCIL HOLDER




OD L: 5.1" OD D: 2.1" OD H: 4.1" ID W: 3.1"
ID D: 0.4" ID H: 3.3" WT: 0.5 lb.
Oak **\$19**

WOOD SPECIE ADDER:
CHERRY\$3
MAPLE.....\$3

Cannot be used with a back-mounted bookrack on a 20" seat unit or with a 3080378 bookrack on a 40" unit.

3080008 BOOKRACK, UNDERSEAT, REAR OPENING, 40/60

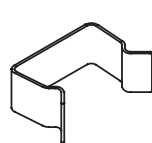


OD L: 34.8" OD D: 6.5" OD H: 3.5" ID W: 33.1"
ID D: 6.5" ID H: 2.1" WT: 2 lb.
Oak **\$41**

WOOD SPECIE ADDER:
CHERRY\$9
MAPLE.....11

For use on 40" and 60" Unity. Cannot be used with a kneeler.


3170001 INTERLOCK



WT: 0.5 lb.
\$3

Cannot be used with Unity arm models.

3170002 ANCHOR SET

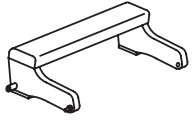


WT: 0.5 lb.
\$7

Cannot be used with stacking units.

When ordering specify:
 Product number
 Fabric vendor, pattern and color
 Wood specie
 Finish

Unity



3090015 KNEELER, WOOD, UPHOLSTERED MOLDED FOAM PAD, 20

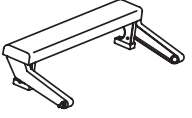
W: 17.25" D: 11.25" H: 6.25" WT: 4 lb.

Red Oak									
B/COM	C	D	E	F	G	H	I	J	
110	114	118	123	130	138	145	152	159	

Cannot be used with underseat rear mounted bookracks.

General Information:

COM: 0.2 yd. ♦
 MOIS. BARR: n/a
 CA TB133: +\$8
 WOOD SPECIE ADDER:
 CHERRY \$12
 MAPLE..... \$14



3090016 KNEELER, METAL, UPHOLSTERED MOLDED FOAM PAD, 20

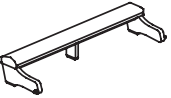
W: 17.25" D: 10.5" H: 6.75" WT: 4 lb.

Metal									
B/COM	C	D	E	F	G	H	I	J	
105	109	113	118	125	133	140	147	154	

Cannot be used with underseat rear mounted bookracks or stacking models. For non-stacking 20" seat.

General Information:

COM: 0.2 yd. ♦
 WOOD SPECS: n/a
 MOIS. BARR: n/a
 CA TB133: +\$8



3090017 KNEELER, WOOD, UPHOLSTERED MOLDED FOAM PAD, 40

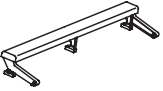
W: 37.25" D: 11.25" H: 6.25" WT: 4 lb.

Red Oak									
B/COM	C	D	E	F	G	H	I	J	
175	182	191	200	215	229	243	258	272	

Cannot be used with underseat rear mount bookracks.

General Information:

COM: 0.4 yd. ♦
 MOIS. BARR: n/a
 CA TB133: +\$16
 WOOD SPECIE ADDER:
 CHERRY \$13
 MAPLE..... \$18



3090018 KNEELER, METAL, UPHOLSTERED MOLDED FOAM PAD, 40

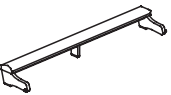
W: 37.25" D: 10.5" H: 6.75" WT: 4 lb.

Metal									
B/COM	C	D	E	F	G	H	I	J	
159	166	175	184	199	213	227	242	256	

Cannot be used with underseat rear mounted bookracks or stacking models.

General Information:

COM: 0.4 yd. ♦
 MOIS. BARR: n/a
 CA TB133: +\$16



3090019 KNEELER, WOOD, UPHOLSTERED MOLDED FOAM PAD, 60

W: 57.25" D: 11.25" H: 6.25" WT: 4 lb.

Red Oak									
B/COM	C	D	E	F	G	H	I	J	
218	227	238	250	268	286	304	322	339	

Cannot be used with underseat rear mount bookracks.

General Information:

COM: 0.5 yd. ♦
 MOIS. BARR: n/a
 CA TB133: +\$20
 WOOD SPECIE ADDER:
 CHERRY \$22
 MAPLE..... \$26



3090020 KNEELER, METAL, UPHOLSTERED MOLDED FOAM PAD, 60

W: 57.25" D: 10.5" H: 6.75" WT: 4 lb.

Metal									
B/COM	C	D	E	F	G	H	I	J	
200	209	220	232	250	268	286	304	321	

Cannot be used with underseat rear-mounted bookracks. Cannot be used with stacking units.

General Information:

COM: 0.5 yd. ♦
 WOOD SPECS: n/a
 MOIS. BARR: n/a
 CA TB133: +\$20

When ordering specify:

- Product number
- Fabric vendor, pattern and color
- Wood specie
- Finish

Cannot be used with underseat rear-mounted bookracks. Cannot be used with stacking units.

4111305 COLONIAL LECTERN, WITH ROUT, STAINED, 23"W X 30"L X 45"H

W: 23"	D: 30"	H: 45"	WT: 115 lb.	
Red Oak				
Zone	1	2	3	4
	3990	4090	4190	4289

Please note Chancel items require an extended lead time. Contact Customer Care for details. Also available in a painted finish, use product number 4011705. Seven additional wood species are available, including: Rift Red Oak, White Oak, White Oak Rift, Cherry, Maple, Mahogany, and Walnut. Call Customer Care for species pricing and options.

General Information:

COM: n/a ♦
 MOIS. BARR: n/a
 CA TB133: n/a



4112083 TRADITIONAL LECTERN, PORTABLE, ADJUSTABLE HEIGHT, 19"W X 24"L X 44"-47"H

W: 19"	D: 24"	H: 44-47"	WT: 50 lb.	
Red Oak				
Zone	1	2	3	4
	2206	2261	2316	2371

Please note Chancel items require an extended lead time. Contact Customer Care for details. Seven additional wood species are available, including: Rift Red Oak, White Oak, White Oak Rift, Cherry, Maple, Mahogany, and Walnut. Call Customer Care for species pricing and options.

General Information:

COM: n/a ♦
 MOIS. BARR: n/a
 CA TB133: n/a



4113100 TRADITIONAL LECTERN, 23"W X 30"L X 45"H

W: 23"	D: 30"	H: 45"	WT: 120 lb.	
Red Oak				
Zone	1	2	3	4
	1922	1970	2018	2066

Please note Chancel items require an extended lead time. Contact Customer Care for details. Seven additional wood species are available, including: Rift Red Oak, White Oak, White Oak Rift, Cherry, Maple, Mahogany, and Walnut. Call Customer Care for species pricing and options.

General Information:

COM: n/a ♦
 MOIS. BARR: n/a
 CA TB133: n/a



4041305 COLONIAL COMMUNION TABLE, WITH ROUT, STAINED, 30"W X 60"L X 30"H

W: 30"	D: 60"	H: 30"	WT: 115 lb.	
Red Oak				
Zone	1	2	3	4
	4147	4251	4354	4458

Please note Chancel items require an extended lead time. Contact Customer Care for details. Also available in a painted finish, use product number 4011705. Seven additional wood species are available, including: Rift Red Oak, White Oak, White Oak Rift, Cherry, Maple, Mahogany, and Walnut. Call Customer Care for species pricing and options.

General Information:

COM: n/a ♦
 MOIS. BARR: n/a
 CA TB133: n/a



4043100 TRADITIONAL COMMUNION TABLE, 30"W X 60"L X 30"H

W: 30"	D: 60"	H: 30"	WT: 115 lb.	
Red Oak				
Zone	1	2	3	4
	2480	2542	2604	2666

Factory installation is recommended. Contact Customer care for details. Seven additional wood species are available, including: Rift Red Oak, White Oak, White Oak Rift, Cherry, Maple, Mahogany, and Walnut. Call Customer Care for species pricing and options.

General Information:

COM: n/a ♦
 MOIS. BARR: n/a
 CA TB133: n/a



4081305 COLONIAL FLOWER STAND, WITH ROUT, STAINED, 11 1/2"W X 11 1/2"L X 24"H

W: 11.5"	D: 11.5"	H: 24"	WT: 30 lb.	
Red Oak				
Zone	1	2	3	4
	1687	1729	1771	1814

Please note Chancel items require an extended lead time. Contact Customer Care for details. Also available in a painted finish, use product number 4081705. Seven additional wood species are available, including: Rift Red Oak, White Oak, White Oak Rift, Cherry, Maple, Mahogany, and Walnut. Call Customer Care for species pricing and options.

General Information:

COM: n/a ♦
 MOIS. BARR: n/a
 CA TB133: +\$50



When ordering specify:
 Product number
 Fabric vendor, pattern and color
 Wood specie
 Finish

Chancel



4083100 TRADITIONAL FLOWER STAND, 11 1/2"W X 11 1/2"L X 24"H

W: 11.5" D: 11.5" H: 24" WT: 35 lb.

Red Oak					
Zone	1	2	3	4	
	999	1024	1049	1074	

Please note Chancel items require an extended lead time. Contact Customer Care for details. Seven additional wood species are available, including: Rift Red Oak, White Oak, White Oak Rift, Cherry, Maple, Mahogany, and Walnut. Call Customer Care for species pricing and options.

General Information:

COM: n/a ♦
 MOIS. BARR: n/a
 CA TB133: n/a



4083600 TRADITIONAL FLOWER STAND, 11 1/2"W X 11 1/2"L X 24"H

W: 11.5" D: 11.5" H: 24" WT: 25 lb.

Red Oak					
Zone	1	2	3	4	
	1410	1445	1480	1516	

Please note Chancel items require an extended lead time. Contact Customer Care for details. Seven additional wood species are available, including: Rift Red Oak, White Oak, White Oak Rift, Cherry, Maple, Mahogany, and Walnut. Call Customer Care for species pricing and options.

General Information:

COM: n/a ♦
 MOIS. BARR: n/a
 CA TB133: n/a



4321305 COLONIAL CLERGY ARM CHAIR, 25 1/8"W X 19 1/4"L X 42"H

W: 25.13" D: 19.25" H: 42" WT: 45 lb.

Red Oak										
	B/COM	C	D	E	F	G	H	I	J	
Zone 1:	4253	4276	4303	4333	4378	4423	4467	4512	4556	
Zone 2:	4359	4382	4409	4439	4484	4529	4573	4618	4662	
Zone 3:	4465	4488	4515	4545	4590	4635	4679	4724	4768	
Zone 4:	4571	4594	4621	4651	4696	4741	4785	4830	4874	

Please note Chancel items require an extended lead time. Contact Customer Care for details. Also available in a painted finish, use product number 4321705. Seven additional wood species are available, including: Rift Red Oak, White Oak, White Oak Rift, Cherry, Maple, Mahogany, and Walnut. Call Customer Care for species pricing and options.

General Information:

COM: 1.25 yd. ♦
 MOIS. BARR: n/a
 CA TB133: +\$50



4021305 COLONIAL CLERGY SIDE CHAIR, STAINED, 25 1/8"W X 19 1/4"L X 39"H

W: 25.13" D: 19.25" H: 39" WT: 37 lb.

Red Oak										
	B/COM	C	D	E	F	G	H	I	J	
Zone 1:	3515	3538	3565	3595	3640	3685	3729	3774	3818	
Zone 2:	3603	3626	3653	3683	3728	3773	3817	3862	3906	
Zone 3:	3690	3713	3740	3770	3815	3860	3904	3949	3993	
Zone 4:	3777	3800	3827	3857	3902	3947	3991	4036	4080	

Please note Chancel items require an extended lead time. Contact Customer Care for details. Also available in a painted finish, use product number 4021705. Seven additional wood species are available, including: Rift Red Oak, White Oak, White Oak Rift, Cherry, Maple, Mahogany, and Walnut. Call Customer Care for species pricing and options.

General Information:

COM: 1.25 yd. ♦
 MOIS. BARR: n/a
 CA TB133: +\$50

When ordering specify:

- Product number
- Wood specie
- Finish

4323100 TRADITIONAL CLERGY ARM CHAIR, 25 1/8"W X 19 1/4"L X 42"H

W: 25.13" D: 19.25" H: 42" WT: 30 lb.

Red Oak	B/COM	C	D	E	F	G	H	I	J
Zone 1:	2536	2559	2586	2616	2661	2706	2750	2795	2839
Zone 2:	2599	2622	2649	2679	2724	2769	2813	2858	2902
Zone 3:	2662	2685	2712	2742	2787	2832	2876	2921	2965
Zone 4:	2725	2748	2775	2805	2850	2895	2939	2984	3028

Please note Chancel items require an extended lead time. Contact Customer Care for details. Seven additional wood species are available, including: Rift Red Oak, White Oak, White Oak Rift, Cherry, Maple, Mahogany, and Walnut. Call Customer Care for species pricing and options.

General Information:

COM: 1.25 yd. ♦
 MOIS. BARR: n/a
 CA TB133: +\$50



4023100 TRADITIONAL CLERGY SIDE CHAIR, 25 1/8"W X 19 1/4"L X 39"H

W: 25.13" D: 19.25" H: 39" WT: 30 lb.

Red Oak	B/COM	C	D	E	F	G	H	I	J
Zone 1:	2297	2320	2347	2377	2422	2467	2511	2556	2600
Zone 2:	2354	2377	2404	2434	2479	2524	2568	2613	2657
Zone 3:	2411	2434	2461	2491	2536	2581	2625	2670	2714
Zone 4:	2468	2491	2518	2548	2593	2638	2682	2727	2771

Please note Chancel items require an extended lead time. Contact Customer Care for details. Seven additional wood species are available, including: Rift Red Oak, White Oak, White Oak Rift, Cherry, Maple, Mahogany, and Walnut. Call Customer Care for species pricing and options.

General Information:

COM: 1.25 yd. ♦
 MOIS. BARR: n/a
 CA TB133: +\$50



4011305 COLONIAL ALTAR, CLOSED, WITH ROUT, STAINED, 30"W X 72"L X 39"H

W: 30" D: 72" H: 39" WT: 220 lb.

Red Oak	Zone	1	2	3	4
		4911	5034	5157	5279

Please note Chancel items require an extended lead time. Contact Customer Care for details. Available in a painted finish, use product number 4011705. Seven additional wood species are available, including: Rift Red Oak, White Oak, White Oak Rift, Cherry, Maple, Mahogany, and Walnut. Call Customer Care for species pricing and options.

General Information:

COM: n/a ♦
 MOIS. BARR: n/a
 CA TB133: n/a



4013100 TRADITIONAL ALTAR, CLOSED, 30"W X 72"L X 39"H

W: 30" D: 72" H: 39" WT: 195 lb.

Red Oak	Zone	1	2	3	4
		3988	4088	4187	4287

Please note Chancel items require an extended lead time. Contact Customer Care for details. Seven additional wood species are available, including: Rift Red Oak, White Oak, White Oak Rift, Cherry, Maple, Mahogany, and Walnut. Call Customer Care for species pricing and options.

General Information:

COM: n/a ♦
 MOIS. BARR: n/a
 CA TB133: n/a



When ordering specify:
 Product number
 Fabric vendor, pattern and color
 Wood specie
 Finish

Additional Chapel Product accessories



7094031 KNEELER, SLIDING, UPHOLSTERED MOLDED FOAM PAD

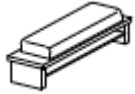
W: 11.25" D: 5.5" H: 6.25" WT: 4 lb.

Red Oak									
B/COM	C	D	E	F	G	H	I	J	
170	174	178	183	190	198	205	212	219	

Fits Duroply, Horizon, Laurelwood, Plylok, Regal III, Wedgewood and Vantage SE.

General Information:

COM: 0.2 yd. ♦
 MOIS. BARR: included
 CA TB133: +\$8



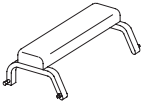
7094005 KNEELER, CUSHION BOX, WITH BOOK BOX

W: 5.5" D: 11.25" H: 6.25" WT: 3 lb.

Red Oak									
B/COM	C	D	E	F	G	H	I	J	
192	196	200	205	212	220	227	234	241	

General Information:

COM: 0.2 yd. ♦
 MOIS. BARR: included
 CA TB133: +\$8



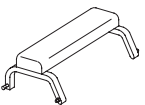
7094038 KNEELER, PLYLOK, UPHOLSTERED MOLDED FOAM PAD

W: 5.5" D: 11.25" H: 6.25" WT: 3 lb.

Red Oak									
B/COM	C	D	E	F	G	H	I	J	
192	196	200	205	212	220	227	234	241	

General Information:

COM: 0.2 yd. ♦
 MOIS. BARR: included
 CA TB133: +\$8



7094041 KNEELER, REGAL III SIDE, UPHOLSTERED MOLDED FOAM PAD

W: 5.5" D: 11.25" H: 6.25" WT: 3 lb.

Red Oak									
B/COM	C	D	E	F	G	H	I	J	
201	205	209	214	221	229	236	243	250	

General Information:

COM: 0.2 yd. ♦
 MOIS. BARR: included
 CA TB133: +\$8



7094047 KNEELER, REGAL III ARM, UPHOLSTERED MOLDED FOAM PAD

W: 5.5" D: 11.25" H: 6.25" WT: 3 lb.

Red Oak									
B/COM	C	D	E	F	G	H	I	J	
201	205	209	214	221	229	236	243	250	

General Information:

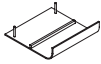
COM: 0.2 yd. ♦
 MOIS. BARR: included
 CA TB133: +\$8

When ordering specify:

- Product number
- Fabric vendor, pattern and color
- Wood specie
- Finish

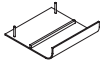
Accessories

7070007 BOOKRACK, REGAL III, UNDERSEAT REAR OPEN



WT: 2 lb.
\$76

7070008 BOOKRACK, REGAL III, UNDERSEAT REAR OPEN WITH CUP HOLDER



WT: 2 lb.
\$89

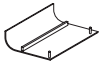
7074105 BOOKRACK, PLYLOK, BACK MOUNTED



WT: 2 lb.
\$79

For use on standard width chairs only. Cannot be mounted with rear cup holder accessory.

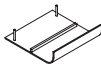
7074152 BOOKRACK, PLYLOK, UNDERSEAT, FRONT OPENING



WT: 2 lb.
\$65

Cannot be used with a kneeler.

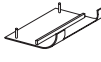
7074132 BOOKRACK, PLYLOK, UNDERSEAT, REAR OPENING



WT: 2 lb.
\$68

Cannot be used with kneeler 7094027. Use sliding kneeler or kneeler box.

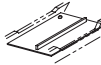
7074162 BOOKRACK, PLYLOK, UNDERSEAT, FRONT AND REAR OPENING



WT: 2 lb.
\$80

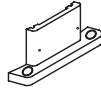
Cannot be used with a kneeler.

7074303 BOOKRACK, PLYLOK, UNDERSEAT, REAR OPENING, WITH COMMUNION CUP



WT: 2 lb.
\$10

7130356 CARD, PLYLOK, 2-CUP, PENCIL HOLDER, REAR MOUNTED



WT: 0.5 lb.
\$54

Cannot be used with rear-mounted bookrack or on ladder backs.

7144014 T MOLD RUNNER



WT: 0.5 lb.
\$23

7070005 DECORATIVE THRU BOLT AND NUT



WT: 0.5 lb.
\$26

Available for chairs with all-wood backs.

7032000 UNIVERSAL 2-WHEEL CART



WT: 37 lb.				
Zone 1	2	3	4	
	618	633	649	664

When ordering specify:
 Product number
 Fabric vendor, pattern and color (if applicable)
 Wood specie
 Finish

index

1030-162036 (1030 Tables)	210	20R-152448 (20R Cube Table)	220	2322102 (Oaklok)	249
1030-162048 (1030 Tables)	210	20R-153030 (20R Cube Table)	220	26-162754 (Reflect)	149, 218
1030-162448 (1030 Tables)	210	20R-201818 (20R Cube Table)	220	26-1630 (Reflect)	149, 218
1030-212424 (1030 Tables)	210	20R-202424 (20R Cube Table)	220	2611 (Reflect)	144
1030-212626 (1030 Tables)	210	20R-202448 (20R Cube Table)	220	2612 (Reflect)	144
1030-213030 (1030 Tables)	210	20R-203030 (20R Cube Table)	220	26122 (Reflect)	144
1050011 (Cube Tables)	222	20R-241818 (20R Cube Table)	221	26123 (Reflect)	144
1050012 (Cylinder Tables)	222	20R-242424 (20R Cube Table)	221	2613 (Reflect)	144
1050020 (Table Base)	238	20R-242448 (20R Cube Table)	221	2621 (Reflect)	145
1050025 (Table Base)	237	20R-243030 (20R Cube Table)	221	2622 (Reflect)	145
1050029 (Table Base)	233	20R-291818 (20R Cube Table)	221	2623 (Reflect)	145
1050159 (Table Base)	234	20R-292424 (20R Cube Table)	221	2631 (Reflect)	146
1050659 (Table Base)	235	2100 (Oaklok)	250	2632 (Reflect)	146
1050669 (Table Base)	236	21011-M (Arc)	31	26322 (Reflect)	146
1052000 (Table Acc.)	239	21012-M (Arc)	31	26323 (Reflect)	146
1052048 (Table Acc.)	239	21013-M (Arc)	31	2633 (Reflect)	146
1052060 (Table Acc.)	239	21041-M (Arc)	35	2641 (Reflect)	147
1052072 (Table Acc.)	239	21042-M (Arc)	35	2641L (Reflect)	148
1052802 (Table Acc.)	239	21043-M (Arc)	35	2642 (Reflect)	147
1059999 (Table Acc.)	239	21101-OT (Arc)	29	26422 (Reflect)	147
1801-IW-LE (Loop)	124	21110-2T (Arc)	29	26423 (Reflect)	147
1801-IW-M (Loop)	124	21110-3T (Arc)	29	2642L (Reflect)	148
1801-IW-RE (Loop)	125	21110-CA (Arc)	31	2643 (Reflect)	147
1801-LE (Loop)	124	21110-FS (Arc)	34	2643L (Reflect)	148
1801-M (Loop)	124	21110-LA (Arc)	31	27-161717 (Flow)	113, 218
1801-OW-LE (Loop)	124	21110-RA (Arc)	31	27-161734 (Flow)	113, 218
1801-OW-M (Loop)	124	21111 (Arc)	29	27000-CT (Flow)	113
1801-OW-RE (Loop)	125	21112 (Arc)	29	27000-ET (Flow)	113
1801-RE (Loop)	125	21113 (Arc)	29	27000-ST (Flow)	113
2022200 (Oaklok)	249	21122 (Arc)	30	27110-2 (Flow)	111
2072100 (Oaklok)	250	21123 (Arc)	30	27110-3 (Flow)	111
2072104 (Oaklok)	250	21132 (Arc)	33	27111 (Flow)	111
2072108 (Oaklok)	250	21133 (Arc)	33	27120-2 (Flow)	111
2072111 (Oaklok)	250	21140-2T (Arc)	32	27120-3 (Flow)	111
2072118 (Oaklok)	250	21140-3T (Arc)	32	27121 (Flow)	111
2072128 (Oaklok)	250	21140-CA (Arc)	35	27210-2 (Flow)	112
2072131 (Oaklok)	250	21140-LA (Arc)	35	27210-3 (Flow)	112
2090011 (Oaklok)	251	21140-RA (Arc)	35	27211 (Flow)	112
2090012 (Oaklok)	251	21141 (Arc)	32	27220-2 (Flow)	112
2090013 (Oaklok)	251	21142 (Arc)	32	27220-3 (Flow)	112
2090014 (Oaklok)	251	21143 (Arc)	32	27221 (Flow)	112
20C-1518 (20C Cylinder Table)	219	21151 (Arc)	30	3080001 (Unity)	255
20C-1524 (20C Cylinder Table)	219	21152 (Arc)	30	3080005 (Unity)	255
20C-1530 (20C Cylinder Table)	219	21153 (Arc)	30	3080006 (Unity)	255
20C-1536 (20C Cylinder Table)	219	21161 (Arc)	33	3080007 (Unity)	255
20C-2018 (20C Cylinder Table)	219	21162 (Arc)	33	3080008 (Unity)	255
20C-2024 (20C Cylinder Table)	219	21163 (Arc)	33	3080009 (Unity)	255
20C-2030 (20C Cylinder Table)	219	21171 (Arc)	30	3080378 (Unity)	255
20C-2418 (20C Cylinder Table)	219	21181 (Arc)	32	3090015 (Unity)	256
20C-2424 (20C Cylinder Table)	219	2132101 (Oaklok)	250	3090016 (Unity)	256
20C-2430 (20C Cylinder Table)	219	2132102 (Oaklok)	250	3090017 (Unity)	256
20C-2918 (20C Cylinder Table)	219	2132103 (Oaklok)	250	3090018 (Unity)	256
20C-2924 (20C Cylinder Table)	219	21741 (Arc)	34	3090019 (Unity)	256
20R-151818 (20R Cube Table)	220	21761 (Arc)	34	3090020 (Unity)	256
20R-152424 (20R Cube Table)	220	21781 (Arc)	34	3130006 (Unity)	255

index

3130007 (Unity)	255	32440-3TW (Capital)	73	3306140 (Unity)	252
3130330 (Unity)	255	32441H22U (Capital)	89	3306160 (Unity)	252
3130336 (Unity)	255	32441H22W (Capital)	89	3306420 (Unity)	253
3170001 (Unity)	255	32441H24U (Capital)	89	3306440 (Unity)	253
3170002 (Unity)	255	32441H24W (Capital)	89	3306460 (Unity)	253
32-161938 (Capital)	88, 217	32441U (Capital)	74	3306720 (Unity)	254
32-201919 (Capital)	88, 217	32441UB30 (Capital)	74	3306740 (Unity)	254
32041-M (Capital)	77	32442U (Capital)	74	3306760 (Unity)	254
32041B30-M (Capital)	77	32443U (Capital)	74	35-161941 (Capital)	88, 217
32042-M (Capital)	77	32441W (Capital)	73	35-202121 (Capital)	88, 217
32043-M (Capital)	77	32441WB30 (Capital)	73	35100-CT (Capital)	87
32100-CT (Capital)	82	32442W (Capital)	73	35100-ET (Capital)	87
32100-ET (Capital)	82	32443W (Capital)	73	35100-ST (Capital)	87
32100-ST (Capital)	82	32610L-CA (Capital)	81	35210-2T (Capital Lounge)	83
32151G20 (Capital)	90	32610L-LA (Capital)	81	35210-3T (Capital Lounge)	83
32151G22 (Capital)	90	32610L-LT (Capital)	81	35210-CA (Capital)	86
32151G24 (Capital)	90	32610L-RA (Capital)	81	35210-LA (Capital)	86
32151LG20 (Capital)	91	32610L-RT (Capital)	81	35210-LT (Capital)	86
32151LG22 (Capital)	91	32640-2TL (Capital)	71	35210-RA (Capital)	86
32151LG24 (Capital)	91	32640-3TL (Capital)	71	35210-RT (Capital)	86
32210L-CA (Capital)	78	32641L (Capital)	70	35211 (Capital Lounge)	83
32210L-LA (Capital)	78	32642L (Capital)	70	35211-M (Capital)	85
32210L-LT (Capital)	78	32643L (Capital)	70	35212 (Capital Lounge)	83
32210L-RA (Capital)	78	32651G20 (Capital)	91	35212-M (Capital)	85
32210L-RT (Capital)	78	32651G22 (Capital)	91	35213 (Capital Lounge)	83
32240-2TL (Capital)	71	32651G24 (Capital)	91	35213-M (Capital)	85
32240-3TL (Capital)	71	32651LG20 (Capital)	92	35220-2T (Capital Lounge)	84
32241L (Capital)	70	32651LG22 (Capital)	92	35220-3T (Capital Lounge)	84
32242L (Capital)	70	32651LG24 (Capital)	92	35221 (Capital Lounge)	84
32243L (Capital)	70	32692L (Capital)	72	35221-M (Capital)	85
32251G20 (Capital)	90	32693L (Capital)	72	35222 (Capital Lounge)	84
32251G22 (Capital)	90	32741U (Capital)	75	35222-M (Capital)	85
32251G24 (Capital)	90	32741UB30 (Capital)	75	35223 (Capital Lounge)	84
32251L (Capital)	76	32741W (Capital)	75	35223-M (Capital)	85
32251LG20 (Capital)	92	32741WB30 (Capital)	75	37-162040 (Arris)	45, 217
32251LG22 (Capital)	92	32781U (Capital)	76	37-212020 (Arris)	45, 217
32251LG24 (Capital)	92	32781UB30 (Capital)	76	37100-CT (Arris)	44
32292L (Capital)	72	32781W (Capital)	76	37100-LET (Arris)	44
32293L (Capital)	72	32781WB30 (Capital)	76	37100-RET (Arris)	44
32400-CT (Capital)	82	32841 (Capital)	95	37100-ST (Arris)	44
32400-ET (Capital)	82	32841U (Capital)	96	37111-M (Arris)	40
32400-ST (Capital)	82	32841W (Capital)	95	37111B30-M (Arris)	48
32410U-CA (Capital)	80	32900-HR (Capital)	94	37111B40-M (Arris)	48
32410U-LA (Capital)	80	32900-RM (Capital)	94	37112-M (Arris)	40
32410U-LT (Capital)	80	32981 (Capital)	93	37113-M (Arris)	40
32410U-RA (Capital)	80	32981U (Capital)	94	37192-M (Arris)	40
32410U-RT (Capital)	80	32981W (Capital)	93	37193-M (Arris)	40
32410W-CA (Capital)	79	32W841 (Capital)	95	37210-2T (Arris)	37
32410W-LA (Capital)	79	32W841U (Capital)	96	37210-3T (Arris)	37
32410W-LT (Capital)	79	32W841W (Capital)	95	37210-CA (Arris)	42
32410W-RA (Capital)	79	32W900-HR (Capital)	94	37210-LA (Arris)	42
32410W-RT (Capital)	79	32W981 (Capital)	93	37210-LT (Arris)	42
32440-2TU (Capital)	74	32W981U (Capital)	94	37210-RA (Arris)	42
32440-2TW (Capital)	73	32W981W (Capital)	93	37210-RT (Arris)	42
32440-3TU (Capital)	74	3306120 (Unity)	252	37211 (Arris)	36

index

37211B30 (Arris)	46	4083600 (Chancel)	258	4700-05 (4700 Tables)	214
37211B40 (Arris)	46	40A-161938L (E Series Table)	57, 69, 217	4700-13 (4700 Tables)	214
37212 (Arris)	36	40A-212020L (E Series Table)	57, 69, 217	4700-15 (4700 Tables)	214
37213 (Arris)	36	40S-161938L (E Series Table)	57, 69, 217	50A-L1618 (50A Tables)	215
37292 (Arris)	36	40S-212020L (E Series Table)	57, 69, 217	50A-L1620 (50A Tables)	215
37293 (Arris)	36	41041-M (Braun)	54	50A-L162048 (50A Tables)	215
37400-CT (Arris)	44	41042-M (Braun)	54	50A-L1624 (50A Tables)	215
37400-LET (Arris)	44	41043-M (Braun)	54	50A-L1630 (50A Tables)	215
37400-RET (Arris)	44	41061-M (Braun)	54	50A-L1636 (50A Tables)	215
37400-ST (Arris)	44	41062-M (Braun)	54	50A-L1642 (50A Tables)	215
37401-OT (Arris)	39	41063-M (Braun)	54	50A-L2018 (50A Tables)	215
37410-2T (Arris)	38	41110-CA (Braun)	55	50A-L2020 (50A Tables)	215
37410-3T (Arris)	38	41110-LA (Braun)	55	50A-L202020 (50A Tables)	215
37410-CA (Arris)	43	41110-LT (Braun)	55	50A-L2024 (50A Tables)	215
37410-LA (Arris)	43	41110-RA (Braun)	55	50A-L202424 (50A Tables)	215
37410-LT (Arris)	43	41110-RT (Braun)	55	50A-L2030 (50A Tables)	215
37410-RA (Arris)	43	4111305 (Chancel)	257	50A-L203030 (50A Tables)	215
37410-RT (Arris)	43	4112083 (Chancel)	257	50A-L2036 (50A Tables)	215
37411 (Arris)	37	4113100 (Chancel)	257	50A-L2042 (50A Tables)	215
37411-M (Arris)	41	41140-2T (Braun)	52	50A-L2418 (50A Tables)	215
37411B30 (Arris)	46	41140-3T (Braun)	52	50A-L2420 (50A Tables)	215
37411B30-M (Arris)	48	41141 (Braun)	52	50A-L2424 (50A Tables)	215
37411B40 (Arris)	46	41142 (Braun)	52	50A-L242424 (50A Tables)	215
37411B40-M (Arris)	48	41143 (Braun)	52	50A-L2430 (50A Tables)	215
37412 (Arris)	37	41160-2T (Braun)	53	50A-L2436 (50A Tables)	215
37412-M (Arris)	41	41160-3T (Braun)	53	50A-L2442 (50A Tables)	215
37413 (Arris)	37	41161 (Braun)	53	50A-L291848 (50A Tables)	215
37413-M (Arris)	41	41162 (Braun)	53	50A-L291854 (50A Tables)	215
37492 (Arris)	38	41163 (Braun)	53	50A-L291860 (50A Tables)	215
37492-M (Arris)	41	41181 (Braun)	52	50A-V1618 (50A Tables)	216
37493 (Arris)	38	41200-CT (Braun)	56	50A-V1620 (50A Tables)	216
37493-M (Arris)	41	41200-ET (Braun)	56	50A-V162048 (50A Tables)	216
37711 (Arris)	39	41200-ST (Braun)	56	50A-V1624 (50A Tables)	216
37711B30 (Arris)	47	4152101 (Oaklok)	249	50A-V1630 (50A Tables)	216
37711B40 (Arris)	47	4152102 (Oaklok)	249	50A-V1636 (50A Tables)	216
37771 (Arris)	39	43041-M (Cannon)	67	50A-V1642 (50A Tables)	216
37771B30 (Arris)	47	43042-M (Cannon)	67	50A-V2018 (50A Tables)	216
37771B40 (Arris)	47	43043-M (Cannon)	67	50A-V2020 (50A Tables)	216
37841 (Arris)	50	43110-CA (Cannon)	68	50A-V202020 (50A Tables)	216
37841W (Arris)	50	43110-LA (Cannon)	68	50A-V2024 (50A Tables)	216
37900-RM (Arris)	49	43110-LT (Cannon)	68	50A-V202424 (50A Tables)	216
37981 (Arris)	49	43110-RA (Cannon)	68	50A-V2030 (50A Tables)	216
37981W (Arris)	49	43110-RT (Cannon)	68	50A-V203030 (50A Tables)	216
37W841 (Arris)	50	43140-2T (Cannon)	66	50A-V2036 (50A Tables)	216
37W841W (Arris)	50	43140-3T (Cannon)	66	50A-V2042 (50A Tables)	216
37W981 (Arris)	49	43141 (Cannon)	66	50A-V2418 (50A Tables)	216
37W981W (Arris)	49	43142 (Cannon)	66	50A-V2420 (50A Tables)	216
4011305 (Chancel)	259	43143 (Cannon)	66	50A-V2424 (50A Tables)	216
4013100 (Chancel)	259	43200-CT (Cannon)	67	50A-V242424 (50A Tables)	216
4021305 (Chancel)	258	43200-ET (Cannon)	67	50A-V2430 (50A Tables)	216
4023100 (Chancel)	259	43200-ST (Cannon)	67	50A-V2436 (50A Tables)	216
4041305 (Chancel)	257	4321305 (Chancel)	258	50A-V2442 (50A Tables)	216
4043100 (Chancel)	257	4323100 (Chancel)	259	50A-V291848 (50A Tables)	216
4081305 (Chancel)	257	4700-01 (4700 Tables)	214	50A-V291854 (50A Tables)	216
4083100 (Chancel)	258	4700-03 (4700 Tables)	214	50A-V291860 (50A Tables)	216

index

52111 (Scroll)	151	54-162440NR (Versant)	191, 218	54411WB40 (Versant)	181
52112 (Scroll)	151	54-2023 (Versant)	191, 218	54471UB22 (Versant)	184
52113 (Scroll)	151	54-2023NR (Versant)	191, 218	54471UB30 (Versant)	184
53-162442 (Cove)	103, 217	54151UG20 (Versant)	192	54471WB22 (Versant)	184
53-222424 (Cove)	103, 217	54151UG22 (Versant)	192	54471WB30 (Versant)	184
53410-2TU (Cove)	98	54151UG24 (Versant)	192	54711UB22 (Versant)	183
53410-2TW (Cove)	97	54151ULG20 (Versant)	193	54711UB30 (Versant)	183
53410-3TU (Cove)	98	54151ULG22 (Versant)	193	54711UB40 (Versant)	183
53410-3TW (Cove)	97	54151ULG24 (Versant)	193	54711WB22 (Versant)	183
53410UB-CA (Cove)	101	54151WG20 (Versant)	192	54711WB30 (Versant)	183
53410UB-LA (Cove)	101	54151WG22 (Versant)	192	54711WB40 (Versant)	183
53410UB-RA (Cove)	101	54151WG24 (Versant)	192	54771UB22 (Versant)	185
53410WB-CA (Cove)	101	54151WLG20 (Versant)	193	54771UB30 (Versant)	185
53410WB-LA (Cove)	101	54151WLG22 (Versant)	193	54771WB22 (Versant)	185
53410WB-RA (Cove)	101	54151WLG24 (Versant)	193	54771WB30 (Versant)	185
53411B22-M (Cove)	100	54251UG20 (Versant)	194	54841U24 (Versant)	202
53411B30-M (Cove)	100	54251UG22 (Versant)	194	54841U30 (Versant)	202
53411B40-M (Cove)	100	54251UG24 (Versant)	194	54841U48 (Versant)	202
53411UB22 (Cove)	98	54251ULG20 (Versant)	195	54841W24 (Versant)	202
53411UB30 (Cove)	98	54251ULG22 (Versant)	195	54841W30 (Versant)	202
53411UB40 (Cove)	98	54251ULG24 (Versant)	195	54841W48 (Versant)	202
53411WB22 (Cove)	97	54251WG20 (Versant)	194	54981U (Versant)	197
53411WB30 (Cove)	97	54251WG22 (Versant)	194	54981UP (Versant)	199
53411WB40 (Cove)	97	54251WG24 (Versant)	194	54981UPT (Versant)	201
53471UB22 (Cove)	99	54251WLG20 (Versant)	195	54981W (Versant)	197
53471UB30 (Cove)	99	54251WLG22 (Versant)	195	54981WP (Versant)	199
53471WB22 (Cove)	99	54251WLG24 (Versant)	195	54981WPT (Versant)	201
53471WB30 (Cove)	99	54400-CT (Versant)	189	54H981U (Versant)	198
53981U (Cove)	105	54400-CTNR (Versant)	189	54H981UP (Versant)	200
53981UP (Cove)	107	54400-ET (Versant)	189	54H981W (Versant)	198
53981UPT (Cove)	109	54400-ETNR (Versant)	189	54H981WP (Versant)	200
53981W (Cove)	105	54400-ST (Versant)	189	54L211U (Versant)	190
53981WP (Cove)	107	54400-STNR (Versant)	189	54L211W (Versant)	190
53981WPT (Cove)	109	54410-2TU (Versant)	182	54L212U (Versant)	190
53H981U (Cove)	106	54410-2TW (Versant)	181	54L212W (Versant)	190
53H981UP (Cove)	108	54410-3TU (Versant)	182	54L213U (Versant)	190
53H981W (Cove)	106	54410-3TW (Versant)	181	54L213W (Versant)	190
53H981WP (Cove)	108	54410UB-CA (Versant)	188	54W981U (Versant)	197
53L411U (Cove)	102	54410UB-LA (Versant)	188	54W981UP (Versant)	199
53L412U (Cove)	102	54410UB-LT (Versant)	188	54W981UPT (Versant)	201
53L413U (Cove)	102	54410UB-RA (Versant)	188	54W981W (Versant)	197
53L411W (Cove)	102	54410UB-RT (Versant)	188	54W981WP (Versant)	199
53L412W (Cove)	102	54410WB-CA (Versant)	187	54W981WPT (Versant)	201
53L413W (Cove)	102	54410WB-LA (Versant)	187	54WH981U (Versant)	198
53W981U (Cove)	105	54410WB-LT (Versant)	187	54WH981UP (Versant)	200
53W981UP (Cove)	107	54410WB-RA (Versant)	187	54WH981W (Versant)	198
53W981UPT (Cove)	109	54410WB-RT (Versant)	187	54WH981WP (Versant)	200
53W981W (Cove)	105	54411B22-M (Versant)	186	60066 (Allay)	25
53W981WP (Cove)	107	54411B30-M (Versant)	186	60069 (Allay)	25
53W981WPT (Cove)	109	54411B40-M (Versant)	186	60072 (Allay)	25
53WH981U (Cove)	106	54411UB22 (Versant)	182	60075 (Allay)	25
53WH981UP (Cove)	108	54411UB30 (Versant)	182	60078 (Allay)	25
53WH981W (Cove)	106	54411UB40 (Versant)	182	60166 (Allay)	26
53WH981WP (Cove)	108	54411WB22 (Versant)	181	60169 (Allay)	26
54-162440 (Versant)	191, 218	54411WB30 (Versant)	181	60172 (Allay)	26

index

60175 (Allay)	26	64112HC (Rally)	139	7011242 (Table Acc.)	239
60178 (Allay)	26	64113HC (Rally)	139	7011248 (Table Acc.)	239
60266 (Allay)	27	64121HC (Rally)	140	7012022 (Table Base)	232
60269 (Allay)	27	64122HC (Rally)	140	7012026 (Table Base)	232
60272 (Allay)	27	64123HC (Rally)	140	7012032 (Table Base)	232
60275 (Allay)	27	64131HC (Rally)	138	7013614 (3600 Tables)	210
60278 (Allay)	27	64132HC (Rally)	138	7013615 (3600 Tables)	210
60366 (Allay)	28	64133HC (Rally)	138	7013616 (3600 Tables)	210
60369 (Allay)	28	64141HC (Rally)	141	7014500 (4500 Tables)	211
60372 (Allay)	28	64142HC (Rally)	141	7014501 (4500 Tables)	211
60375 (Allay)	28	64143HC (Rally)	142	7014502 (4500 Tables)	211
60378 (Allay)	28	64241HC (Rally)	141	7014503 (4500 Tables)	211
62166 (sleepToo)	155	64242HC (Rally)	141	7014504 (4500 Tables)	211
62166T (sleepToo)	156	64243HC (Rally)	142	7014505 (4500 Tables)	211
62169 (sleepToo)	155	64311HC (Rally)	139	7014520 (4500 Tables)	212
62169T (sleepToo)	156	64312HC (Rally)	139	7014521 (4500 Tables)	212
62172 (sleepToo)	155	64313HC (Rally)	139	7014522 (4500 Tables)	212
62172T (sleepToo)	156	64321HC (Rally)	140	7014523 (4500 Tables)	212
62175 (sleepToo)	155	64322HC (Rally)	140	7014524 (4500 Tables)	212
62175T (sleepToo)	156	64323HC (Rally)	140	7014525 (4500 Tables)	212
62178 (sleepToo)	155	64331HC (Rally)	138	7014600 (4600 Tables)	213
62178T (sleepToo)	156	64332HC (Rally)	138	7014601 (4600 Tables)	213
62266 (sleepToo)	157	64333HC (Rally)	138	7014602 (4600 Tables)	213
62266T (sleepToo)	158	64341HC (Rally)	141	7014603 (4600 Tables)	213
62269 (sleepToo)	157	64342HC (Rally)	141	7014604 (4600 Tables)	213
62269T (sleepToo)	158	64343HC (Rally)	142	7014605 (4600 Tables)	213
62272 (sleepToo)	157	64401HC (Rally)	142	7020140 (Mission)	126
62272T (sleepToo)	158	64402HC (Rally)	142	7020142 (Mission)	126
62275 (sleepToo)	157	64403HC (Rally)	142	7020144 (Mission)	126
62275T (sleepToo)	158	64441HC (Rally)	143	7020651 (Trey-G)	243
62278 (sleepToo)	157	64500 (Rally)	143	7020653 (Encore-G)	242
62278T (sleepToo)	158	64500 5+ (Rally)	143	7020712 (Kidz)	116
6300001 (Trace)	180, 218	65981 (Accord)	22	7020714 (Kidz)	116
6300002 (Trace)	180, 218	65981S (Accord)	22	7020716 (Kidz)	116
6300051 (Trace)	180, 218	65981T (Accord)	22	7020718 (Kidz)	116
6300052 (Trace)	180, 218	65W981 (Accord)	22	7021420 (Grille)	114
634100 (Trace)	178	65W981S (Accord)	22	7021421 (Grille)	114
6341122 (Trace)	176	65W981T (Accord)	22	7021430 (Deli)	110
6341130 (Trace)	176	7010522 (Table Base)	232	7021431 (Deli)	110
6341140 (Trace)	176	7010526 (Table Base)	232	7021500 (Parlor)	128
63441H22 (Trace)	179	7010532 (Table Base)	232	7021502 (Parlor)	128
63441H30 (Trace)	179	7010539 (Table Base)	232	7021504 (Parlor)	128
6347122 (Trace)	178	7011022 (Table Base)	232	7021506 (Parlor)	128
6347130 (Trace)	178	7011026 (Table Base)	232	7023201 (Plyfold)	130
6350100 (Trace)	177	7011032 (Table Base)	232	7023711 (Plylok)	133
6351122 (Trace)	175	7011039 (Table Base)	232	7023712 (Plylok)	133
6351130 (Trace)	175	7011070 (Kidz)	116	7023715 (Plylok)	133
6351140 (Trace)	175	7011079 (Table Base)	232	7023763 (Kindred)	117
63541H22 (Trace)	179	7011080 (Table Base)	232	7024007 (Laurelwood, Wedgewood)	120, 205
63541H30 (Trace)	179	7011089 (Table Base)	232	7024008 (Laurelwood, Wedgewood)	120, 205
6357122 (Trace)	177	7011090 (Table Base)	232	7026053 (Regal III)	150
6357130 (Trace)	177	7011101 (Laurelwood, Wedgewood)	123, 207	7028201 (Plyfold)	130
64-OT (Rally)	143	7011102 (Laurelwood, Wedgewood)	123, 207	7028202 (Plyfold)	130
64-CT-OT (Rally)	143	7011232 (Table Acc.)	239	7028204 (Plyfold)	130
64111HC (Rally)	139	7011236 (Table Acc.)	239	7028730 (Vantage)	246

index

7028731 (Vantage)	246	7094041 (Regal III)	260	7324025 (Laurelwood)	119
7028735 (Vantage)	246	7094047 (Regal III)	260	7324029 (Wedgewood)	203
7028737 (Vantage)	247	7110651 (Trey-G)	243	7324030 (Wedgewood)	203
7028739 (Vantage)	247	7121420 (Grille)	114	7324031 (Wedgewood)	204
7028742 (Plylok)	132	7121421 (Grille)	114	7324032 (Wedgewood)	204
7028744 (Plylok)	132	7121430 (Deli)	110	7324033 (Wedgewood)	203
7028749 (Plylok)	132	7121431 (Deli)	110	7324036 (Wedgewood)	203
7028763 (Kindred)	117	7121500 (Parlor)	129	7324040 (Wedgewood)	204
7028764 (Kindred)	117	7121502 (Parlor)	129	7324043 (Wedgewood)	204
7028843 (Plylok)	132	7121504 (Parlor)	129	7324051 (Laurelwood)	121
7029800 (Autumn)	51	7121506 (Parlor)	129	7324052 (Laurelwood)	121
7032000 (Plylok)	136	7123712 (Plylok)	134	7324053 (Laurelwood)	121
7032000 (Regal III, Chapel)	150, 261	7128744 (Plylok)	134	7324054 (Wedgewood)	206
7034126 (Plyfold)	131	7130341 (Vantage)	248	7324055 (Wedgewood)	206
7034127 (Plyfold)	131	7130346 (Vantage)	248	7324056 (Wedgewood)	206
7050001 (Kidz)	116	7130356 (Plylok)	261	7324057 (Laurelwood)	121
7050016 (Table Tops)	225	7144014 (Duroply)	261	7324058 (Wedgewood)	206
7050276 (Table Tops)	227	7144014 (Plylok)	136	7324060 (Laurelwood)	122
7050283 (Table Tops)	229	7144022 (Plylok)	136	7324061 (Laurelwood)	122
7050287 (Table Tops)	228	7144022 (Laurelwood, Wedgewood)	123, 207	7324062 (Laurelwood)	122
7050288 (Table Tops)	229	7144100 (Laurelwood, Wedgewood)	123, 207	7324063 (Wedgewood)	206
7050292 (Table Tops)	228	7170003 (Plyfold)	131	7324064 (Wedgewood)	207
7050294 (Table Tops)	230	7190004 (Plyfold)	131	7324065 (Wedgewood)	207
7050296 (Table Tops)	230	7190005 (Plylok)	136	7324765 (Horizon)	115
7050530 (Table Tops)	227	7190006 (Plylok)	136	7324775 (Horizon)	115
7050536 (Table Tops)	226	7190010 (Horizon)	115	7326054 (Regal III)	150
7050576 (Table Tops)	226	7190012 (Plyfold)	131	7328730 (Vantage)	246
7050602 (Table Tops)	231	7200650 (Trey-G)	243	7328731 (Vantage)	246
7050706 (Table Tops)	225	7200651 (Trey-G)	243	7328735 (Vantage)	246
7070005 (Plylok)	136, 261	7223712 (Plylok)	134	7328737 (Vantage)	247
7070007 (Regal III)	261	7228744 (Plylok)	134	7328739 (Vantage)	247
7070008 (Regal III)	261	7320140 (Mission)	126	7328748 (Plylok)	132
7070009 (Laurelwood, Wedgewood)	123, 207	7320142 (Mission)	126	7328749 (Plylok)	132
7070010 (Plylok)	136	7320144 (Mission)	126	7329800 (Autumn)	51
7070014 (Vantage)	248	7320651 (Trey-G)	243	9010-CT (Tetra)	169
7070015 (Vantage)	248	7320653 (Encore-G)	242	9010-ST-20 (Tetra)	169
7074105 (Plylok)	261	7323718 (Plylok)	133	9010-ST-24 (Tetra)	169
7074132 (Vantage)	248, 261	7323719 (Plylok)	133	9012-SC (Tetra)	166
7074134 (Vantage)	248	7324001 (Laurelwood)	118	9013-SC (Tetra)	166
7074142 (Vantage)	248	7324002 (Laurelwood)	119	9110-2T (Tetra)	159
7074152 (Plylok)	261	7324003 (Laurelwood)	120	9110-3T (Tetra)	159
7074162 (Plylok)	261	7324004 (Wedgewood)	203	9110-CA (Tetra)	167
7074302 (Vantage)	248	7324005 (Wedgewood)	204	9110-LA (Tetra)	167
7074303 (Plylok)	261	7324006 (Wedgewood)	205	9110-LT (Tetra)	167
7074330 (Plylok)	136	7324007 (Laurelwood)	120	9110-RA (Tetra)	167
7074331 (Plylok)	136	7324008 (Laurelwood)	120	9110-RT (Tetra)	167
7074332 (Plylok)	136	7324009 (Wedgewood)	205	9111 (Tetra)	159
7074333 (Plylok)	136	7324010 (Wedgewood)	205	9111-M (Tetra)	164
7074334 (Plylok)	136	7324011 (Laurelwood)	118	9111B30 (Tetra)	170
7074335 (Plylok)	136	7324012 (Laurelwood)	118	9111B30-M (Tetra)	172
7074340 (Vantage)	248	7324013 (Laurelwood)	119	9111B40 (Tetra)	170
7094005 (Plylok)	260	7324014 (Laurelwood)	119	9111B40-M (Tetra)	172
7094027 (Vantage)	248	7324015 (Laurelwood)	118	9112 (Tetra)	159
7094031 (Duroply)	260	7324018 (Laurelwood)	118	9112-M (Tetra)	164
7094038 (Plylok)	260	7324022 (Laurelwood)	119	9112-SC (Tetra)	160

index

9113 (Tetra)	159	C07-OT (Bridge Rockport)	63, 64
9113-M (Tetra)	164	C07W-1 (Bridge Rockport)	64
9113-SC (Tetra)	160	C07W-2 (Bridge Rockport)	64
9122 (Tetra)	160	C07W-3 (Bridge Rockport)	64
9123 (Tetra)	160	C09-1 (Bridge Mitchell)	62
9151 (Tetra)	161	C09-2 (Bridge Mitchell)	62
9151-M (Tetra)	165	C09-3 (Bridge Mitchell)	62
9151B30 (Tetra)	170	C09-OT (Bridge Mitchell)	62
9151B30-M (Tetra)	173	C200-182042 (Bridge)	65, 217
9151B40 (Tetra)	170	C200-212226 (Bridge)	65, 217
9151B40-M (Tetra)	173	C30-1 (Bridge Auburn)	58
9152 (Tetra)	161	C30-2 (Bridge Auburn)	58
9152-M (Tetra)	165	C30-3 (Bridge Auburn)	58
9153 (Tetra)	161	C30-OT (Bridge Auburn)	58, 59
9153-M (Tetra)	165	C30W-1 (Bridge Auburn)	59
9910-2T (Tetra)	162	C30W-2 (Bridge Auburn)	59
9910-3T (Tetra)	162	C30W-3 (Bridge Auburn)	59
9910-CA (Tetra)	168		
9910-LA (Tetra)	168		
9910-LT (Tetra)	168		
9910-RA (Tetra)	168		
9910-RT (Tetra)	168		
9911 (Tetra)	161		
9911-M (Tetra)	164		
9911B30 (Tetra)	171		
9911B30-M (Tetra)	172		
9911B40 (Tetra)	171		
9911B40-M (Tetra)	172		
9912 (Tetra)	161		
9912-M (Tetra)	164		
9913 (Tetra)	161		
9913-M (Tetra)	164		
9922 (Tetra)	162		
9923 (Tetra)	162		
9951 (Tetra)	163		
9951-M (Tetra)	165		
9951B30 (Tetra)	171		
9951B30-M (Tetra)	173		
9951B40 (Tetra)	171		
9951B40-M (Tetra)	173		
9952 (Tetra)	163		
9952-M (Tetra)	165		
9953 (Tetra)	163		
9953-M (Tetra)	165		
C01-1 (Bridge Garrett)	60		
C01-2 (Bridge Garrett)	60		
C01-3 (Bridge Garrett)	60		
C01-OT (Bridge Garrett)	60		
C06-1 (Bridge Lafayette)	61		
C06-2 (Bridge Lafayette)	61		
C06-3 (Bridge Lafayette)	61		
C06-OT (Bridge Lafayette)	61		
C07-1 (Bridge Rockport)	63		
C07-2 (Bridge Rockport)	63		
C07-3 (Bridge Rockport)	63		

WIELAND

PO Box 1000, Grabill, IN 46741
888.WIELAND f: 260.627.6496
wielandhealthcare.com

©2016 Sauder Manufacturing Co.